



Flash Eurobarometer 414

PREFERENCES OF EUROPEANS TOWARDS TOURISM

REPORT

Fieldwork: January 2015

Publication: March 2015

This survey has been requested by the European Commission, Directorate-General for Internal Market, Industry, Entrepreneurship and SMEs and co-ordinated by Directorate-General for Communication.

This document does not represent the point of view of the European Commission. The interpretations and opinions contained in it are solely those of the authors.

Flash Eurobarometer 414 - TNS Political & Social

Project title	Flash Eurobarometer 414 "Preferences of Europeans towards tourism 2015"
Linguistic Version	EN
Catalogue Number	ET-01-15-099-EN-N
ISBN	978-92-79-45838-5
DOI	10.2873/632880

© European Union, 2015

Flash Eurobarometer 414

Preferences of Europeans towards tourism

Conducted by TNS Political & Social at the request of the European Commission, Directorate-General for Internal Market, Industry, Entrepreneurship and SMEs

Survey co-ordinated by the European Commission, Directorate-General for Communication (DG COMM "Strategy, Corporate Communication Actions and Eurobarometer" Unit)

TABLE OF CONTENTS

INTRODUCTION.....	2
MAIN FINDINGS.....	4
I. RESEARCHING AND ORGANISING A HOLIDAY IN 2014	6
1.1. Reasons for going on holiday in 2014	6
1.2. Reasons for returning to the same place for a holiday	11
1.3. Most-used sources of information for planning a holiday.....	15
1.4. Methods used to organise a holiday in 2014	19
II. THE HOLIDAY EXPERIENCE IN 2014	23
2.1. Proportion of respondents who travelled in 2014	23
2.2. Duration of holidays taken in 2014	27
2.3. Destinations of holidays taken in 2014	31
2.4. Types of holiday taken in 2014 (package vs. separate products).....	39
2.5. Types of holiday accommodation chosen in 2014	43
2.6. Satisfaction with the main holiday taken in 2014	47
2.7. Safety issues encountered during the main holiday in 2014	53
2.8. Complaints registered during a holiday in 2014.....	55
III. OBSTACLES TO GOING ON HOLIDAY IN 2014	59
IV. HOLIDAY PLANS FOR 2015	66
4.1. Impact of the current economic situation on holiday plans for 2015	66
4.2. Duration of holidays planned for 2015	72
4.3. Destinations of holidays planned for 2015	76

ANNEXES

Technical specifications
 Questionnaire
 Tables

INTRODUCTION

This Flash Eurobarometer was carried out at the request of the European Commission's Directorate-General for Internal Market, Industry, Entrepreneurship and SMEs by the TNS Political & Social network in the 28 Member States of the European Union, and in Turkey, the Former Yugoslav Republic of Macedonia, Iceland, Montenegro and Moldova, between 22 and 28 January 2015. This wave is a follow-up to Flash Eurobarometer no. 392, conducted in January 2014.

The survey was designed to explore a range of aspects regarding holidays in 2014 and 2015, in particular:

- respondents' reasons for going on holiday in 2014
- information sources and tools used to research and organise holidays
- respondents' travel profiles, preferred destinations and holiday types
- satisfaction with various aspects of holidays in 2014
- plans for holidays in 2015, including the potential impact of the current economic situation on these plans

Where possible, results are compared with the last wave of the survey.

Some 30,101 respondents from different social and demographic groups were interviewed via telephone (landline and mobile phone) in their mother tongue on behalf of the Directorate-General for Internal Market, Industry, Entrepreneurship and SMEs. The methodology used is that of Eurobarometer surveys as carried out by the Directorate-General for Communication ("Strategy, Corporate Communication Actions and Eurobarometer" Unit)¹.

An extra analysis - carried out by cross-tabulating different questions - as well as Country Fact Sheets, will be included in a subsequent phase. A technical note on the manner in which interviews were conducted by the Institutes within the TNS Political & Social network, as well as the interview methods and confidence intervals² complete the report in annexes.

¹ http://ec.europa.eu/public_opinion/index_en.htm

² The results tables are included in the annex. It should be noted that the total of the percentages in the tables of this report may exceed 100% where the respondent was able to give several answers to the question.

Note: In this report, countries are referred to by their official abbreviation. The abbreviations used in this report correspond to:

ABBREVIATIONS			
BE	Belgium	LT	Lithuania
BG	Bulgaria	LU	Luxembourg
CZ	Czech Republic	HU	Hungary
DK	Denmark	MT	Malta
DE	Germany	NL	The Netherlands
EE	Estonia	AT	Austria
EL	Greece	PL	Poland
ES	Spain	PT	Portugal
FR	France	RO	Romania
HR	Croatia	SI	Slovenia
IE	Ireland	SK	Slovakia
IT	Italy	FI	Finland
CY	Republic of Cyprus*	SE	Sweden
LV	Latvia	UK	The United Kingdom
TR	Turkey	EU28	European Union – 28 Member States
MK	Former Yugoslav Republic of Macedonia**		
IS	Iceland		
ME	Montenegro		
MD	Moldova		

* Cyprus as a whole is one of the 28 European Union Member States. However, the 'acquis communautaire' has been suspended in the part of the country which is not controlled by the government of the Republic of Cyprus. For practical reasons, only the interviews carried out in the part of the country controlled by the government of the Republic of Cyprus are included in the 'CY' category and in the EU28 average.

** Provisional abbreviation which in no way prejudices the definitive name of this country, which will be agreed once the current negotiations at the United Nations have been completed.

* * * * *

We wish to thank all the people interviewed who took the time to participate in this survey.

Without their active participation, this survey would not have been possible.

MAIN FINDINGS

Researching and planning a holiday

- The sun or beach is the main reason for going on a holiday (of four nights or more), followed by visiting family, friends or relatives.
- The natural features of a destination are seen as the main reason for wanting to return to the same place for a holiday, according to around half of respondents.
- Recommendations from friends, colleagues or relatives are considered the most important source of information when it comes to planning holidays, with the Internet second in importance.
- However, the Internet is the most common method for organising a holiday; it was used by two-thirds of people when arranging a holiday, an increase from last year. The use of the Internet to organise holidays varies greatly at a national level, from 27% in the Former Yugoslav Republic of Macedonia to 84% in Ireland.

The holiday experience

- More than seven in ten people went away for at least one night in 2014, a slight increase from the previous year. The proportion of respondents who travelled for a minimum of one night ranged from 90% in Iceland to 33% in Moldova.
- Among those who went away, more than half went on a holiday lasting 4-13 nights last year, while around a quarter went on a holiday lasting 14 nights or more. A quarter went *only* on short-stay trips in 2014.
- Among respondents who went on holiday for a minimum of four consecutive nights, two in five took their main holiday in their own country, and a similar proportion went to another EU country. Around a fifth took their main holiday outside the EU.
- The proportion taking holidays outside their own country has increased since last year, and this is part of a longer-term trend towards more holidays outside of one's own country.
- The proportion of people who travelled to another EU country ranged from 95% in Slovenia to 30% in Greece. The proportion of EU citizens who travelled outside the EU ranged from 45% in Estonia to 11% in Greece.
- The top holiday destinations remain unchanged since last year: Spain was the most popular destination in 2014, followed by Italy and France.
- Around four in ten people took at least one holiday where the various parts of their trip were purchased separately, while a slightly lower proportion went on a package holiday, and three in ten went on an all-inclusive trip.
- Just over half of respondents stayed in paid accommodation for at least part of their time on holiday in 2014, while the remainder stayed only in unpaid accommodation (e.g. staying with friends or relatives).

- A high proportion of respondents express satisfaction with most aspects of their main holiday in 2014. Over 90% say they were satisfied with the quality and safety of their accommodation, and with the natural features of their destination.
- Only a minority of respondents who stayed in paid accommodation experienced safety problems during their main 2014 holiday. Only 4% of respondents who travelled at least once in 2014 registered a formal complaint during their trip.

Obstacles to going on holiday in 2014

- More than half of respondents who did not go on holiday in 2014 say it was at least partially for financial reasons, and four in ten say it was the main reason.
- Other reasons, all of similar percentages to one another, were: health reasons, a preference for staying at home, lack of time due to work or study, and lack of time due to family commitments.

Holiday plans for 2015

- Over four in ten people say they will not change their 2015 holiday plans because of the economic situation, while a third say they will change their plans but still travel. Just one person in nine says they will not go on holiday as a result of the economic situation.
- The proportion of people who intend to go on holiday without changing their plans for economic reasons ranges from 76% in Germany to 12% in Greece.
- A holiday lasting 4-13 nights is the most popular type of trip planned for 2015. The proportion of respondents who have a good idea of the duration of trip they will take has decreased in all areas, while the proportion of those who are not planning on taking a holiday has increased. Four in ten respondents plan to spend their main holiday in their own country, and this proportion increases to around half when considering all the holidays planned (not only the main holiday).
- Three in ten people expect their main holiday to be in the EU, and over four in ten intend to spend at least one of their holidays in an EU country in 2015.
- Finally, one in six respondents plan on spending their main holiday outside the EU, a proportion which rises to a quarter when considering all planned holidays in 2015.

I. RESEARCHING AND ORGANISING A HOLIDAY IN 2014

The first chapter of the report examines the research and planning which respondents undertake before going on holiday. They were first asked their reasons for going on holiday in 2014, and why they might choose to return to the same place for a holiday. The sources of information used for planning a holiday are then discussed, as well as the various means of organising a holiday, such as via the Internet or a travel agency.

1.1. Reasons for going on holiday in 2014

— Spending time in the sun or at the beach continues to be the main reason for going on holiday —

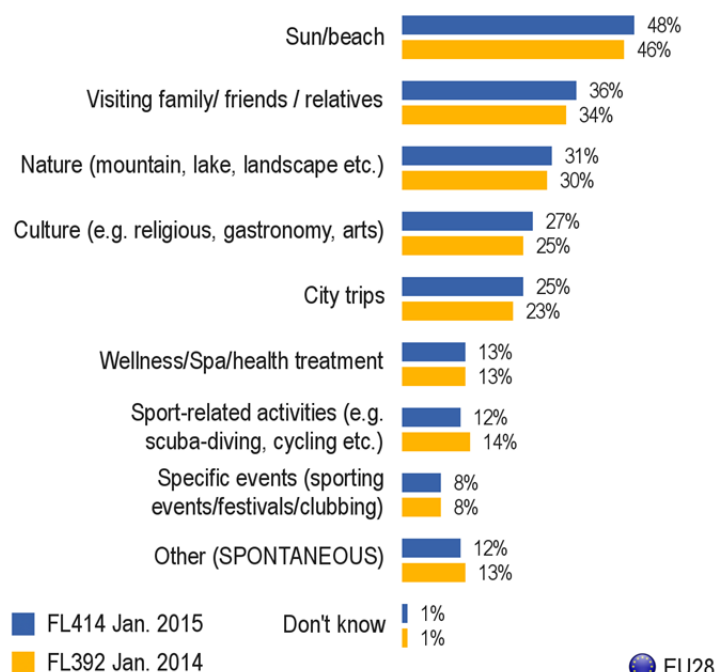
Respondents who travelled at least once for a minimum of four nights during 2014 were asked their main reason for going on holiday, and also their secondary reasons (up to three). These two sets of results are combined here for ease of analysis.

As already observed last year, the answer sun or beach was once again the most popular reason for going on holiday in 2014: nearly half (48%) of respondents say that the sun or the beach was one of their main reasons, up from 46% who gave this answer in January 2014. More than a third (36%, +2 percentage points since January 2014) mention visiting family or friends or relatives as one of their main reasons, while just under a third (31%, +1) say that nature (landscapes, mountains, etc.) was one of the main reasons they went on holiday in 2014.

More than a quarter of respondents (27%, +2) mention culture as one of their main reasons for taking a holiday, closely followed by city trips (25%, +2). Around one person in eight (13%, no change) went for wellness or spa or health treatment, and a similar proportion (12%, -2) went for a sport-related activity. Less than a tenth of respondents (8%, no change) took a holiday to coincide with a specific event, while 12% spontaneously give some other reason (-1).

Overall, these findings are very similar to those seen in January 2014, with only small changes (no more than 2 percentage points) to individual response categories.

Q5T. What were your main reasons for going on holiday in 2014? Firstly?
And then? (MAX. 4 ANSWERS)



Base: 51% from the total number of respondents – EU28

(Those who travelled for personal reasons for a minimum of four consecutive nights during 2014)

At a national level, in 22 of the 33 countries covered by the survey, sun or beach is the main reason why people went on holiday last year. People in Slovenia (73%) and the Former Yugoslav Republic of Macedonia (70%) are the most likely to give **sun or beach** as their main reason for taking a holiday in 2014. Conversely, only 10% of respondents in Malta took a holiday for the sake of the sun or the beach, by far the lowest proportion of any country.

In five countries, **visiting friends or family** is the main reason for going on holiday. This is the reason given most often in Latvia (49%), Montenegro (46%), Turkey (43%), Finland (41%) and Iceland (39%). It is also given as a reason by a large proportion of respondents in France (48%), where it is jointly the main reason along with the sun or the beach. By contrast, only 10% of people in Slovenia went on holiday in 2014 in order to visit friends or family.

In four countries – Belgium (55%), the Czech Republic (52%), Lithuania (48%) and the Netherlands (43%) – **enjoying nature** is the main reason for taking a holiday. Nature is least important as a reason for going on holiday in Ireland (14%) and Moldova (17%).

For respondents in Malta (34%), **culture** (e.g. religion, gastronomy, the arts, etc.) is the main reason for going on holiday last year, and it is also mentioned by a relatively large proportion of respondents in Belgium (42%), Austria (38%), Estonia (37%), Luxembourg (36%) and the Netherlands (35%). However, just 12% of people in Greece went on holiday for cultural reasons, with low proportions also seen in Slovenia (13%), Bulgaria (14%) and Moldova (14%).



































Taking a **city trip** was a popular reason for going on holiday for respondents in Latvia (41%) and Moldova (41%). Conversely, going on city trips is mentioned least in Portugal (9%) and Bulgaria (10%).

In the Former Yugoslav Republic of Macedonia, an exceptionally high proportion of people – 45% – went on holiday for **wellness or spa or health treatment**, as did a relatively high proportion of respondents in Iceland (35%). In most countries, however, this was relatively uncommon as a reason for going on holiday.

Relatively high proportions of people in the Czech Republic (29%) and Austria (25%) went on holiday last year for **sports-related activities**, although again this was not a common reason in most countries compared with other reasons.

Finally, EU citizens are unlikely to go on holiday in order to participate in a **specific event** (sports, festival, etc.), although this is mentioned by relatively large proportions in Cyprus (19%) and Latvia (16%).

Q5T. What were your main reasons for going on holiday in 2014? Firstly? And then? (MAX. 4 ANSWERS)

	Sun/beach	Visiting family/friends/relatives	Nature (mountain, lake, landscape etc.)	Culture (e.g. religious, gastronomy, arts)	City trips	Wellness/Spa/health treatment	Sport-related activities (e.g. scuba-diving, cycling etc.)	Specific events (sporting events/festivals/clubbing)
 EU28	48%	36%	31%	27%	25%	13%	12%	8%
 BE	50%	38%	55%	42%	35%	12%	21%	7%
 BG	53%	28%	33%	14%	10%	15%	4%	8%
 CZ	47%	24%	52%	26%	18%	15%	29%	10%
 DK	44%	31%	33%	34%	25%	6%	9%	9%
 DE	45%	32%	33%	26%	24%	19%	17%	4%
 EE	49%	48%	37%	37%	18%	5%	11%	9%
 IE	50%	39%	14%	23%	16%	7%	11%	14%
 EL	54%	48%	23%	12%	18%	11%	6%	8%
 ES	47%	37%	18%	30%	25%	5%	4%	6%
 FR	48%	48%	37%	28%	23%	16%	12%	7%
 HR	61%	43%	29%	27%	39%	8%	11%	8%
 IT	46%	30%	21%	29%	31%	13%	3%	5%
 CY	43%	39%	19%	17%	26%	4%	2%	19%
 LV	32%	49%	38%	29%	41%	22%	11%	16%
 LT	40%	37%	48%	17%	36%	10%	6%	2%
 LU	58%	45%	40%	36%	32%	24%	19%	7%
 HU	51%	38%	39%	22%	38%	22%	8%	6%
 MT	10%	20%	27%	34%	17%	17%	10%	13%
 NL	42%	30%	43%	35%	24%	5%	16%	6%
 AT	49%	29%	37%	38%	33%	20%	25%	9%
 PL	41%	40%	40%	15%	38%	11%	19%	7%
 PT	57%	39%	21%	22%	9%	23%	3%	11%
 RO	42%	37%	29%	16%	17%	12%	5%	7%
 SI	73%	10%	37%	13%	23%	12%	15%	10%
 SK	49%	23%	28%	25%	21%	26%	16%	10%
 FI	31%	41%	28%	29%	30%	16%	22%	13%
 SE	45%	39%	25%	27%	22%	27%	18%	10%
 UK	55%	37%	24%	27%	20%	7%	10%	13%
 MK	70%	35%	47%	21%	14%	45%	7%	4%
 IS	26%	39%	19%	18%	24%	35%	11%	12%
 ME	37%	46%	36%	24%	27%	14%	10%	6%
 TR	42%	43%	24%	17%	19%	10%	5%	12%
 MD	58%	42%	17%	14%	41%	13%	3%	10%

Highest percentage per country*Lowest percentage per country*

Highest percentage per item

Lowest percentage per item

Base: 51% from the total number of respondents – all surveyed countries




(Those who travelled for personal reasons for a minimum of four consecutive nights during 2014)

A review of the **socio-demographic** data shows that:

- Results do not vary much between men and women. The main difference is that women are more likely than men to mention visiting family or friends or relatives as a main reason for going on holiday (39% vs. 33%).
- There are differences by age group. Older people are more likely to mention nature as their main reason (35% of those aged 55 or over, falling to 21% of 15-24 year-olds). Conversely, older people are less likely to go on holiday for the sun or the beach (38% of those aged 55 or over, compared with at least 51% in the other age bands). Younger respondents are most likely to go on holiday to visit family or friends (46% of 15-24 year-olds and 39% of the 25-39 age group vs. 32% of 40-54 year-olds and 33% of people aged 55 and over), and to go away for a specific event (15% of 15-24 year-olds, falling to 4% of those aged 55 or over).
- Respondents who completed their education at the age of 20 or over are the most likely to mention nature (36% vs. 21% of those who left school at 15 or under), culture (31% vs. 18%) and city trips (27% vs. 18%) among their main reasons for going on holiday.

There was very little variation in the reasons for going on holiday, in relation to the length of time spent away.

Q5T - What were your main reasons for going on holiday in 2014? Firstly? And then?

	Sun/beach	Visiting family/friends/relatives	Nature (mountain, lake, landscape etc.)	Culture (e.g. religious, gastronomy, arts)	City trips	Wellness/Spa/health treatment	Sport-related activities (e.g. scuba-diving, cycling etc.)	Specific events (sporting events/festivals/clubbing)	Other (DO NOT READ OUT)	Don't know
EU28	48%	36%	31%	27%	25%	13%	12%	8%	12%	1%
 Sex										
Male	47%	33%	30%	26%	25%	13%	14%	9%	13%	1%
Female	49%	39%	31%	28%	25%	13%	11%	6%	11%	1%
 Age										
15-24	54%	46%	21%	26%	27%	9%	14%	15%	6%	1%
25-39	53%	39%	30%	24%	25%	11%	12%	9%	13%	0%
40-54	51%	32%	32%	26%	25%	15%	14%	6%	13%	1%
55 +	38%	33%	35%	30%	24%	15%	10%	4%	14%	1%
 Education (End of)										
15-	46%	31%	21%	18%	18%	11%	7%	6%	18%	2%
16-19	51%	33%	29%	22%	23%	16%	10%	6%	14%	0%
20+	45%	37%	36%	31%	27%	12%	14%	7%	11%	0%
Still studying	52%	47%	22%	28%	27%	8%	15%	16%	8%	1%

1.2. Reasons for returning to the same place for a holiday

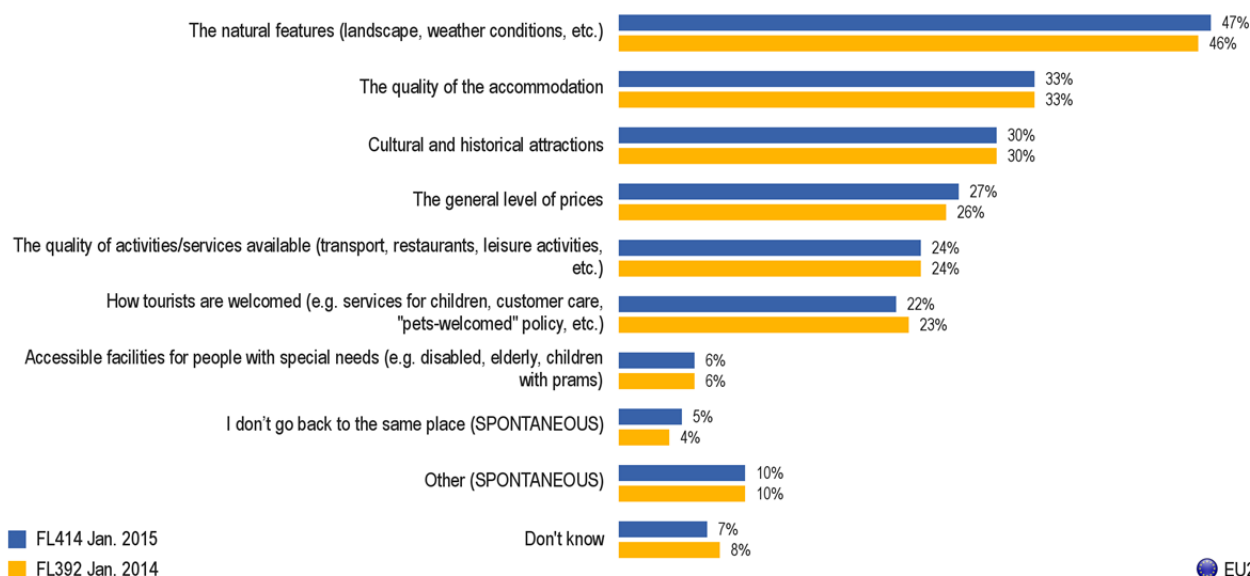
– The natural features of the destination are the main reason for wanting to return to the same place for a holiday –

All respondents were asked why they might return to the same place for their holidays. They were asked to give the main reason for doing this, and then up to three others from a list of seven likely factors. These results are combined here for ease of analysis.

Nearly half the respondents (47%) say that the natural features of a holiday destination would persuade them to go back again. The quality of accommodation is the next most significant factor (33%), followed by cultural and historical attractions (30%). Around a quarter of people say that the general level of prices (27%), the quality of the activities or services available (24%), and how tourists are welcomed (22%) would make them go back to the same place. Like last year, 6% of people mention accessible facilities for people with special needs, while 10% spontaneously give other reasons. A small proportion (5%) says spontaneously that they never go to the same place twice.

Findings are very similar to those seen in January 2014. There have been no changes of more than 1 percentage point for any of the reasons.

Q8T. Which of the following would make you go back to the same place for a holiday? Firstly? And then? (MAX. 4 ANSWERS)



Base: Total number of respondents – EU28

In all but four countries, **natural features** such as the landscape and the weather are the most important reason to return to the same place for another holiday. This is particularly true for respondents in Belgium (61%), the Czech Republic (60%), France (60%), Luxembourg (59%) and the Netherlands (58%). The four exceptions, where natural features are not the most important reason to return to a holiday destination, are Cyprus (34%), Malta (37%), the Former Yugoslav Republic of Macedonia (41%) and the UK (42%).

In the UK (46%) and the Former Yugoslav Republic of Macedonia (43%), the **quality of the accommodation** is seen as the main reason to return to the same place for another holiday; Belgium has the highest proportion of respondents (48%) who mention this as a factor. By contrast, only 17% of people in Iceland and 19% of respondents in Italy regard the quality of accommodation as a reason to go back to the same place for a holiday.

Cultural and historical attractions are considered the main reason why respondents in Cyprus (38%) and Malta (38%) would go back to the same place for a holiday, with relatively high proportions of people also mentioning this in Finland (39%), the Czech Republic (38%), Denmark (38%) and Latvia (38%). Respondents in the Former Yugoslav Republic of Macedonia (18%) are the least likely to give cultural and historical attractions as a reason for returning to a destination.



































The **general level of prices** is most likely to be seen as a reason for returning to the same place by respondents in the Former Yugoslav Republic of Macedonia (40%), as well as people in Belgium (37%) and Finland (37%). At the other end of the scale, prices are considered least important by people in the Czech Republic (16%), Malta (18%) and Slovakia (18%) in their decision to go back to the same destination.

Respondents in Ireland (41%), Finland (38%) and the UK (37%) are the most likely to mention the **quality of activities or services** as a reason to go back to the same place. Conversely, only 9% of people in the Former Yugoslav Republic of Macedonia give this answer.

People in Belgium (33%), Luxembourg (30%) and Austria (30%) are the most likely to think that the **way in which tourists are welcomed** is a reason for going back to the same place for a holiday. However, this is mentioned by just 9% of people in Estonia and 10% of those in Cyprus.

Belgium (11%) and the UK (11%) are the only countries where at least one in ten respondents say that **accessible facilities** for people with special needs is an important consideration.

Q8T. Which of the following would make you go back to the same place for a holiday? Firstly?
And then? (MAX. 4 ANSWERS)

		The natural features (landscape, weather conditions, etc.)	The quality of the accommodation	Cultural and historical attractions	The general level of prices	The quality of activities/ services available (transport, restaurants, leisure activities, etc.)	How tourists are welcomed (e.g. services for children, customer care, "pets-welcomed" policy, etc.)	Accessible facilities for people with special needs (e.g. disabled, elderly, children with prams)
	EU28	47%	33%	30%	27%	24%	22%	6%
	BE	61%	48%	37%	37%	31%	33%	11%
	BG	47%	30%	28%	25%	22%	23%	4%
	CZ	60%	34%	38%	16%	29%	22%	8%
	DK	44%	28%	38%	27%	23%	22%	6%
	DE	49%	36%	28%	23%	19%	19%	4%
	EE	45%	21%	33%	26%	18%	9%	4%
	IE	43%	35%	32%	35%	41%	25%	7%
	EL	40%	34%	30%	32%	25%	14%	6%
	ES	36%	32%	30%	27%	26%	18%	6%
	FR	60%	30%	31%	30%	21%	26%	7%
	HR	44%	27%	35%	28%	26%	21%	6%
	IT	44%	19%	29%	21%	18%	27%	3%
	CY	34%	31%	38%	32%	15%	10%	2%
	LV	53%	20%	38%	27%	24%	28%	4%
	LT	42%	25%	31%	31%	17%	16%	7%
	LU	59%	41%	36%	25%	33%	30%	8%
	HU	46%	35%	37%	27%	26%	23%	3%
	MT	37%	20%	38%	18%	14%	22%	5%
	NL	58%	38%	36%	20%	19%	14%	5%
	AT	55%	46%	35%	28%	31%	30%	7%
	PL	49%	29%	25%	32%	20%	23%	9%
	PT	39%	28%	23%	28%	16%	18%	3%
	RO	41%	28%	25%	25%	23%	18%	5%
	SI	47%	35%	23%	26%	18%	14%	4%
	SK	47%	35%	31%	18%	26%	13%	6%
	FI	40%	25%	39%	37%	38%	20%	4%
	SE	41%	25%	34%	19%	25%	20%	4%
	UK	42%	46%	33%	32%	37%	26%	11%
	MK	41%	43%	18%	40%	9%	28%	1%
	IS	42%	17%	31%	24%	27%	22%	2%
	ME	45%	27%	34%	26%	17%	25%	4%
	TR	42%	33%	27%	33%	18%	13%	9%
	MD	37%	25%	31%	24%	16%	15%	5%

Highest percentage per country *Lowest percentage per country*
Highest percentage per item *Lowest percentage per item*




Base: Total number of respondents – all surveyed countries

Looking at the **socio-demographic** variations, respondents aged 55 and over are the least likely to be persuaded to return to the same place for a holiday by the following factors: natural features (44% vs. 48-51% for other age groups), the quality of the accommodation (29% vs. 34-36%), and the general level of prices (20% vs. 29-32%). In addition, younger people are the most likely to say that the quality of services or activities would make them return to a destination (32%, falling to 18% of those aged 55 or over), and that cultural and historical attractions would be a factor (36%, falling to 28%).

Respondents with a higher level of education (who left education at the age of 20 or over) are more likely to say that they would go back to the same destination for a holiday because of its natural features (52% vs. 35% of people who left school aged 15 or under). They are also more likely to mention a range of other factors, including cultural and historical attractions (36% vs. 19%).

Employees (38%) and self-employed people (35%) are more likely than manual workers (28%) and people not working (29%) to regard the quality of the accommodation as important. A similar pattern can be seen for other factors: for example, 34% of employees, compared with 26% of manual workers, mention cultural and historical attractions.

Q8T - Which of the following would make you go back to the same place for a holiday? Firstly? And then?

	The natural features (landscape, weather conditions, etc.)	The quality of the accommodation	Cultural and historical attractions	The general level of prices	The quality of activities/ services available (transport, restaurants, leisure activities, etc.)	How tourists are welcomed (e.g. services for children, customer care, "pets-welcomed" policy, etc.)	Accessible facilities for people with special needs (e.g. disabled, elderly, children with prams)	I don't go back to the same place (DO NOT READ OUT)	Other (DO NOT READ OUT)
EU28	47%	33%	30%	27%	24%	22%	6%	5%	10%
 Age									
15-24	51%	34%	36%	31%	32%	21%	3%	2%	6%
25-39	48%	34%	31%	32%	28%	28%	7%	3%	8%
40-54	48%	36%	30%	29%	24%	24%	7%	5%	8%
55 +	44%	29%	28%	20%	18%	19%	6%	7%	14%
 Education (End of)									
15-	35%	26%	19%	21%	16%	20%	7%	8%	14%
16-19	45%	34%	27%	27%	24%	24%	7%	5%	9%
20+	52%	34%	36%	27%	25%	23%	6%	5%	9%
Still studying	53%	34%	36%	32%	32%	20%	3%	2%	7%
 Respondent occupation scale									
Self-employed	47%	35%	31%	27%	26%	24%	5%	5%	10%
Employee	51%	38%	34%	30%	28%	25%	6%	5%	7%
Manual workers	48%	28%	26%	30%	21%	25%	5%	3%	10%
Not working	44%	29%	29%	24%	21%	20%	7%	6%	11%

1.3. Most-used sources of information for planning a holiday

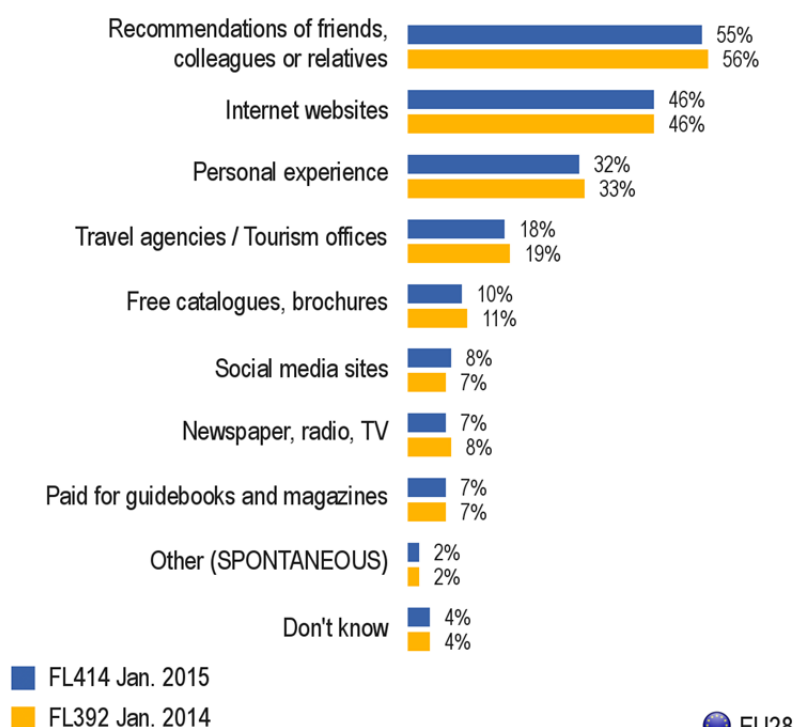
– Once again, personal recommendations and the Internet are the sources considered most important when making travel plans –

All respondents were asked which sources of information they consider most important when making decisions about their travel plans. Up to three answers were allowed.

Over half (55%) mention the recommendations of friends, colleagues or relatives, while just under half (46%) mention Internet websites. A third (32%) of respondents consider personal experience to be important, while around one in six (18%) say travel agencies or tourism offices are important in their decision-making, followed by free catalogues and brochures (10%). Less than one in ten mention social media sites (8%), newspapers, radio or TV (7%) or paid-for guidebooks and magazines (7%).

These results are very similar to the last wave of the survey, with differences of no more than 1 percentage point.

Q10. Of the following information sources, which do you consider to be the most important when you make a decision about your travel plans? (MAX. 3 ANSWERS)



Base: Total number of respondents – EU28

At a national level, the **recommendations of friends, colleagues or relatives** are the most important source of information for respondents in 24 countries, with the highest proportions found in Latvia (69%). However, fewer than four out of ten respondents in the Former Yugoslav Republic of Macedonia (36%), Cyprus (37%) and Malta (37%) mention recommendations from friends, family or colleagues as important when making their travel plans.

Internet websites are the most important sources of information for respondents in seven countries, led by Finland (65%), the Netherlands (63%) and Luxembourg (58%). In Denmark, it is equal in importance with personal recommendations (56%). At the other end of the scale, fewer than a quarter of respondents in the Former Yugoslav Republic of Macedonia (18%), Moldova (19%) and Romania (20%) consider Internet websites an important source.

Personal experience is the most important source of information for respondents in the Former Yugoslav Republic of Macedonia (52%), and is also considered relatively important in Belgium (41%) and the Czech Republic (41%). Respondents are least likely to consider personal experience important in Turkey (18%).

A third of respondents in Luxembourg (33%) consider **travel agencies or tourism offices** as important sources of information. By contrast, only 7% of respondents in Bulgaria, and 8% in Hungary and Finland, say this is important.

Respondents in Belgium (20%), Austria (20%) and Luxembourg (18%) are the most likely to use **free catalogues and brochures**, whereas very few respondents do so in the Former Yugoslav Republic of Macedonia (2%), Moldova (3%), Bulgaria (4%), Lithuania (4%) and Montenegro (4%).

Social media sites are relatively significant as a source for respondents in Sweden (15%), while people in Austria (12%) and Germany (11%) are the most likely to mention **paid-for guidebooks or magazines**. **Newspaper, radio or TV** are relatively important sources for respondents in Finland (14%), Belgium (12%) and Denmark (12%).

Q10. Of the following information sources, which do you consider to be the most important when you make a decision about your travel plans? (MAX. 3 ANSWERS)

	Recommendations of friends, colleagues or relatives	Internet websites	Personal experience	Travel agencies/ Tourism offices	Free catalogues, brochures	Social media sites	Paid for guidebooks and magazines	Newspaper, radio, TV
EU28	55%	46%	32%	18%	10%	8%	7%	7%
BE	62%	56%	41%	23%	20%	8%	10%	12%
BG	56%	40%	25%	7%	4%	6%	2%	8%
CZ	63%	57%	41%	13%	15%	6%	6%	8%
DK	56%	56%	30%	10%	11%	10%	9%	12%
DE	51%	47%	33%	23%	13%	7%	11%	8%
EE	58%	55%	25%	13%	5%	8%	1%	9%
IE	57%	48%	28%	12%	8%	10%	6%	10%
EL	50%	44%	28%	12%	6%	11%	2%	7%
ES	60%	43%	23%	25%	6%	10%	5%	5%
FR	62%	49%	36%	22%	14%	4%	10%	11%
HR	62%	32%	33%	12%	8%	6%	3%	8%
IT	41%	45%	25%	22%	6%	5%	3%	4%
CY	37%	50%	27%	13%	6%	6%	2%	4%
LV	69%	47%	29%	13%	12%	9%	3%	10%
LT	54%	39%	24%	9%	4%	5%	0%	7%
LU	55%	58%	36%	33%	18%	5%	8%	8%
HU	60%	43%	32%	8%	11%	6%	4%	7%
MT	37%	44%	23%	13%	11%	13%	3%	7%
NL	49%	63%	32%	15%	12%	11%	5%	6%
AT	61%	48%	38%	27%	20%	11%	12%	11%
PL	59%	42%	34%	9%	7%	7%	4%	7%
PT	53%	35%	24%	18%	6%	9%	6%	6%
RO	47%	20%	26%	15%	6%	8%	4%	8%
SI	45%	26%	33%	14%	11%	12%	3%	6%
SK	47%	38%	34%	9%	8%	4%	3%	7%
FI	56%	65%	35%	8%	15%	11%	7%	14%
SE	61%	58%	33%	9%	11%	15%	9%	10%
UK	61%	50%	37%	16%	14%	12%	8%	7%
MK	36%	18%	52%	20%	2%	10%	0%	6%
IS	50%	55%	34%	10%	7%	13%	4%	6%
ME	54%	33%	35%	15%	4%	8%	2%	7%
TR	55%	38%	18%	10%	9%	11%	3%	10%
MD	49%	19%	31%	10%	3%	4%	2%	8%

Highest percentage per country

Lowest percentage per country

Highest percentage per item

Lowest percentage per item

Base: Total number of respondents – all surveyed countries

A review of the **socio-demographic** data shows that:

- Both men and women mention recommendations of friends, family or colleagues as the most important information source when making decisions about travel plans, although women are slightly more likely to do so (56% vs. 53%). Women are also more likely to mention travel agencies (21% vs. 16%). Men are more likely than women to mention Internet websites (49% vs. 44%) and personal experience (34% vs. 30%).
- Younger respondents are more likely to regard recommendations from friends, colleagues or relatives as important: 67% of 15-24 year-olds mention this, compared with 44% of those aged 55 and over. As expected, the youngest respondents are also the most likely to mention social media sites (13% vs. 3% of people aged 55 and over). Respondents aged 55 and over are much less likely than younger respondents to mention Internet websites (30% vs. 51%-58% for other age groups), but are the most likely to mention tourism offices or travel agencies (23% vs. 14-18% for other age groups) and free catalogues or brochures (14% vs. 7-10%).
- Respondents who left school aged 15 or under are less likely than those who finished their education at the age of 20 or over to mention Internet websites (22% vs. 57%), personal experience (26% vs. 34%), and recommendations from friends, colleagues or relatives (42% vs. 58%). They are, however, the most likely to mention tourism offices or travel agencies (23% vs. 17%).

Respondents gave very similar answers, irrespective of the length of time they spent on holiday.

Q10 Of the following information sources, which do you consider to be the most important when you make a decision about your travel plans? (MAX. 3 ANSWERS)

	Recommendations of friends, colleagues or relatives	Internet websites	Personal experience	Travel agencies/ Tourism offices	Free catalogues, brochures	Social media sites	Paid for guidebooks and magazines	Newspaper, radio, TV	Other (DO NOT READ OUT)
EU28	55%	46%	32%	18%	10%	8%	7%	7%	2%
Sex									
Male	53%	49%	34%	16%	9%	8%	7%	7%	2%
Female	56%	44%	30%	21%	12%	7%	7%	8%	2%
Age									
15-24	67%	51%	33%	14%	7%	13%	5%	6%	1%
25-39	62%	58%	33%	15%	8%	11%	7%	6%	1%
40-54	56%	53%	32%	18%	10%	8%	6%	7%	2%
55 +	44%	30%	29%	23%	14%	3%	7%	9%	4%
Education (End of)									
15-	42%	22%	26%	23%	12%	3%	4%	7%	4%
16-19	53%	42%	31%	20%	12%	8%	5%	8%	2%
20+	58%	57%	34%	17%	10%	9%	9%	7%	2%
Still studying	67%	52%	36%	12%	8%	13%	6%	6%	0%

1.4. Methods used to organise a holiday in 2014

– The Internet is by far the most common way of organising a holiday, and its use is constantly growing –

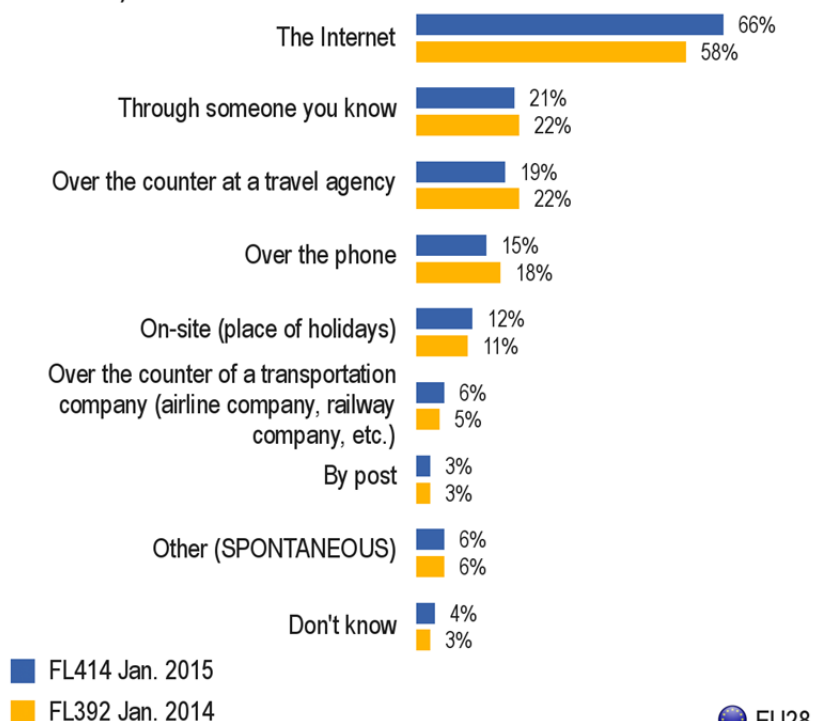
Respondents who travelled at least once in 2014 for a minimum of four nights were asked how they organised their holiday in 2014, choosing from a list of seven likely options, with multiple answers permitted.

The Internet (66%) was by far the most common way of organising a holiday, with an increase of 8 percentage points compared with last year.

Around a fifth of respondents organised their holiday through someone they knew (21%, -1) or over the counter at a travel agency (19%, -3), while respondents were less likely to organise their holiday over the phone (15%, -3) or on-site (12%, -1). Only small proportions say they organised their holiday in 2014 over the counter of a transport company (6%, -1) or by post (3%, no change).

Overall, it is clear that an increase in use of the Internet (+8 pp since January 2014) is accompanied by a decrease in use of most other methods.

Q7. Did you organise your holiday in 2014 using any of the following methods?
By “organise”, we mean searching for information, looking for prices and booking your transportation, accommodation, etc. (MULTIPLE ANSWERS POSSIBLE)



Base: 51% from the total number of respondents – EU28

(Those who travelled for personal reasons for a minimum of four consecutive nights during 2014)

The **Internet** was the main method used to arrange holidays in 2014 in all of the 28 EU Member States, and in all but two of the five non-EU countries, the exception being the Former Yugoslav Republic of Macedonia and Moldova. Use of the Internet was especially widespread in Ireland (84%), Finland (83%) and the Netherlands (82%). It was used least for arranging holidays in the Former Yugoslav Republic of Macedonia (27%) and Montenegro (29%).



































Respondents were the most likely to arrange their holiday through **someone they know** in Latvia (41%) and Moldova (37%), while the lowest proportion can be seen in Cyprus (11%).

Arranging holidays **over the counter at a travel agency** is most common in Luxembourg (35%) and Austria (30%), while only 5% of respondents in Denmark use this method.

Over a quarter of respondents in Finland (28%) and the UK (27%) arranged their holiday **over the phone**. In the Former Yugoslav Republic of Macedonia (32%), **booking on-site** was the most common way of organising a holiday, with a relatively large proportion of respondents also using this method in Belgium (27%) and Luxembourg (24%).

Booking a holiday **over the counter at a transport company** was relatively rare in most countries, although this method was used by 23% of people in Finland and 20% of those in Luxembourg. Similarly, very few respondents booked their holiday **by post**, although this was more common in Iceland (8%).

Q7. Did you organise your holiday in 2014 using any of the following methods? By "organise", we mean searching for information, looking for prices and booking your transportation, accommodation, etc. (MULTIPLE ANSWERS POSSIBLE)

	The Internet	Through someone you know	Over the counter at a travel agency	Over the phone	On-site (place of holidays)	Over the counter of a transportation company (airline company, railway company, etc.)	By post
 EU28	66%	21%	19%	15%	12%	6%	3%
 BE	77%	30%	28%	14%	27%	13%	4%
 BG	51%	18%	16%	12%	8%	4%	2%
 CZ	62%	32%	14%	15%	13%	5%	2%
 DK	79%	18%	5%	11%	7%	3%	1%
 DE	66%	17%	27%	11%	10%	4%	2%
 EE	43%	19%	22%	12%	11%	2%	0%
 IE	84%	17%	15%	17%	7%	5%	2%
 EL	57%	15%	9%	11%	12%	3%	0%
 ES	65%	13%	25%	9%	4%	2%	1%
 FR	67%	30%	11%	20%	21%	9%	6%
 HR	36%	25%	18%	13%	6%	11%	1%
 IT	55%	14%	21%	11%	5%	3%	0%
 CY	61%	11%	20%	9%	3%	1%	0%
 LV	61%	41%	27%	7%	10%	15%	0%
 LT	42%	18%	17%	9%	15%	4%	1%
 LU	66%	25%	35%	13%	24%	20%	5%
 HU	48%	27%	23%	11%	7%	1%	2%
 MT	61%	14%	23%	12%	5%	4%	0%
 NL	82%	17%	11%	12%	13%	2%	1%
 AT	64%	26%	30%	15%	14%	4%	3%
 PL	57%	25%	12%	16%	8%	7%	2%
 PT	54%	22%	19%	19%	11%	7%	0%
 RO	38%	21%	18%	10%	14%	3%	0%
 SI	54%	17%	21%	8%	7%	1%	2%
 SK	52%	16%	21%	10%	5%	4%	3%
 FI	83%	25%	9%	28%	17%	23%	3%
 SE	78%	21%	17%	14%	12%	9%	1%
 UK	79%	23%	20%	27%	14%	11%	4%
 MK	27%	21%	27%	15%	32%	10%	1%
 IS	71%	21%	9%	13%	15%	7%	8%
 ME	29%	17%	20%	14%	21%	10%	1%
 TR	47%	17%	17%	20%	12%	11%	2%
 MD	34%	37%	16%	19%	13%	4%	0%
Highest percentage per country		<i>Lowest percentage per country</i>					
Highest percentage per item				Lowest percentage per item			

Base: 51% from the total number of respondents – all surveyed countries

(Those who travelled for personal reasons for a minimum of four consecutive nights during 2014)

Looking at **socio-demographic** differences, men are slightly more likely than women to have used the Internet to arrange their holiday (68% vs. 65%); otherwise, findings are very similar between men and women.

Respondents aged 25-39 (77%) are the most likely to have booked a holiday via the Internet, while those aged 55 and over (51%) are the least likely to have done so. People in the oldest age group are instead the most likely to have booked over the counter at a travel agency (24% vs. 15-19% in the other age groups). The youngest respondents (aged 15-24) are most likely to have organised a holiday through someone they know (28% vs. 18-22% in the other age groups).

While 74% of people who completed their education at the age of 20 or over used the Internet to arrange their holiday, only 41% of those who left school aged 15 or under did so. People in the latter group were more likely to have booked over the counter at a travel agency than those who finished their education aged 20 and over (26% vs. 17%), and to have booked the holiday by phone (21% vs. 14%).

Looking at the findings in relation to the length of time spent on holiday, the Internet is particularly popular for short holidays (78% of respondents whose holiday lasted no more than three nights used the Internet to organise their holiday, compared with 65% of those whose holiday lasted 14 nights or more). Otherwise, the methods used show very little variation according to length of holiday.

Q7 Did you organise your holiday in 2014 using any of the following methods? By "organise", we mean searching for information, looking for prices and booking your transportation, accommodation, etc. (MULTIPLE ANSWERS POSSIBLE)

	The Internet	Through someone you know	Over the counter at a travel agency	Over the phone	On-site (place of holidays)	Over the counter of a transportation company (airline company, railway company, etc.)	By post	Other (DO NOT READ OUT)
EU28	66%	21%	19%	15%	12%	6%	3%	6%
Sex								
Male	68%	20%	18%	16%	12%	6%	3%	6%
Female	65%	22%	20%	15%	11%	6%	3%	6%
Age								
15-24	69%	28%	19%	13%	14%	9%	3%	4%
25-39	77%	22%	15%	13%	13%	6%	2%	4%
40-54	73%	18%	18%	15%	11%	5%	2%	5%
55 +	51%	20%	24%	18%	10%	7%	3%	9%
Education (End of)								
15-	41%	24%	26%	21%	11%	7%	4%	11%
16-19	61%	20%	22%	17%	10%	6%	3%	6%
20+	74%	20%	17%	14%	13%	6%	2%	5%
Still studying	70%	30%	16%	12%	14%	7%	3%	4%
Types of holiday 2014								
>13 nights	65%	22%	20%	15%	15%	9%	3%	7%
4 to 13 nights	69%	21%	20%	16%	12%	6%	3%	5%
<= 3 nights	78%	24%	20%	18%	15%	8%	3%	4%

II. THE HOLIDAY EXPERIENCE IN 2014

This second chapter of the report takes a more detailed look at the holidays taken by Europeans in 2014. Respondents were first asked whether they travelled in 2014 for personal or professional reasons. Those who travelled for personal reasons were then asked about the duration of their trip – whether it was a short break, or a longer holiday.

The report then focuses on holiday destinations, as well as the type of holiday respondents chose, and the type of accommodation they stayed in.

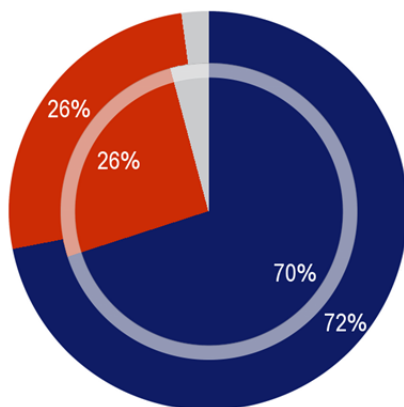
Respondents were then asked how satisfied they were with their experience, and whether they encountered any safety issues at their accommodation. Finally, respondents were asked whether they made any kind of complaint during their holiday, and if so, what the complaint was about.

2.1. Proportion of respondents who travelled in 2014

– Around seven in ten Europeans travelled away from home at least once in 2014 –

At the beginning of the survey, all respondents were asked how often they had travelled for professional or personal reasons in 2014, on occasions when they were away from home for a minimum of one night. Overall, more than seven in ten people (72%) travelled at least once in 2014, a slight increase (+2) since last year’s survey.

Q1. During 2014, how many times did you travel for professional or personal reasons where you were away from home for a minimum of one night?



- Travelled in 2014
- Did not travel in 2014
- Don't know

Inner pie : FL392 Jan. 2014

Outer pie : FL414 Jan. 2015



































● EU28

Base: Total number of respondents – EU28

Respondents in Iceland (90%), Sweden (87%), Luxembourg (83%), Ireland (82%) and Austria (82%) were most likely to have travelled in 2014. The proportion that has travelled was much lower in Moldova (33%) and in Turkey (50%). Among EU countries, people in Portugal (52%) and Romania (53%) were the least likely to have travelled in 2014.

The largest increases can be observed in France (78%, +14), Slovakia (70%, +10) and Cyprus (77%, +8). The proportion of respondents who travelled at least once showed the largest decrease in Denmark (76%, -8).

Q1. During 2014, how many times did you travel for professional or personal reasons where you were away from home for a minimum of one night?

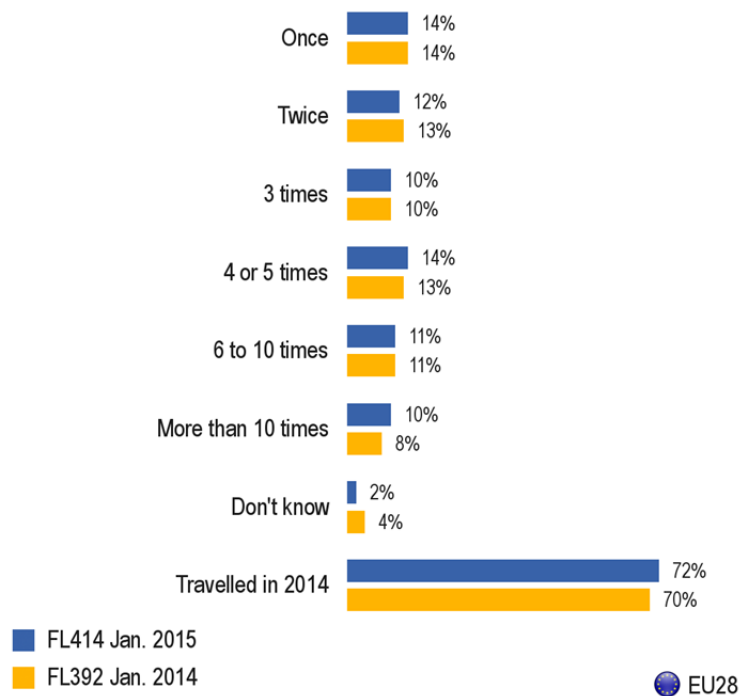
	Travelled in 2014		Did not travel in 2014	
	FL414 Jan. 2015	Diff. FL414 - FL392 Jan. 2015 - Jan. 2014	FL414 Jan. 2015	Diff. FL414 - FL392 Jan. 2015 - Jan. 2014
 EU28	72%	+2	26%	=
 BE	69%	+3	31%	-1
 BG	69%	+1	25%	+1
 CZ	74%	+7	24%	-2
 DK	76%	-8	20%	+6
 DE	79%	+2	20%	-1
 EE	69%	-4	25%	+1
 IE	82%	-3	17%	+5
 EL	66%	+1	33%	-1
 ES	67%	+3	31%	-2
 FR	78%	+14	20%	-10
 HR	69%	+1	29%	=
 IT	68%	-3	31%	+4
 CY	77%	+8	23%	-8
 LV	62%	-3	36%	+4
 LT	59%	+4	34%	-3
 LU	83%	+3	15%	-2
 HU	58%	+4	41%	-1
 MT	59%	+3	41%	-2
 NL	80%	=	18%	=
 AT	82%	-3	18%	+4
 PL	69%	+2	26%	-1
 PT	52%	-4	42%	+4
 RO	53%	-2	42%	+4
 SI	73%	-5	26%	+6
 SK	70%	+10	26%	+3
 FI	80%	+4	17%	+2
 SE	87%	+2	11%	+1
 UK	74%	-2	24%	+2
 MK	59%	+4	41%	-1
 IS	90%	+5	9%	-5
 ME	73%	=	27%	+2
 TR	50%	+6	43%	-4
 MD	33%	NA*	66%	NA*

Base: Total number of respondents – all surveyed countries

The chart below shows the very even distribution of the number of times EU28 respondents travelled in 2014. One in seven respondents (14%) say that they travelled just once, while 12% travelled twice, 10% three times, 14% four or five times, 11% six to ten times, and 10% more than ten times.

There has been very little change compared with the results for 2013. The proportion that travelled more than ten times has increased by 2 percentage points; otherwise, there are no changes of more than 1 percentage point.

Q1. During 2014, how many times did you travel for professional or personal reasons where you were away from home for a minimum of one night?



Base: Total number of respondents – EU28

The main difference in the **socio-demographic** data is by level of education. Unsurprisingly, people who finished their education at the age of 20 or over were much more likely to have travelled in 2014, compared with those who left school by the age of 15 (81% vs. 49%). Employees (83%) and self-employed respondents (78%) were more likely to have travelled than manual workers (64%) or those not working (64%).

Men were slightly more likely than women to have travelled in 2014 (74% compared with 70%), while people aged 55 or over were less likely than younger people to have travelled (64% vs. 74-78% in other age groups).

In addition, respondents who live in a large town (77%) were more likely to have travelled than those living in a small or mid-size town (71%) or rural village (68%).

Q1 During 2014, how many times did you travel for professional or personal reasons where you were away from home for a minimum of one night?

	None	Once	Twice	3 times	4 or 5 times	6 to 10 times	More than 10 times	At least once
EU28	26%	14%	12%	10%	14%	11%	10%	72%
Sex								
Male	24%	13%	12%	10%	13%	12%	14%	74%
Female	28%	16%	13%	11%	14%	10%	7%	70%
Age								
15-24	20%	17%	12%	11%	15%	10%	12%	77%
25-39	20%	14%	13%	11%	15%	12%	13%	78%
40-54	24%	15%	13%	10%	14%	12%	11%	74%
55 +	34%	13%	11%	10%	13%	9%	8%	64%
Education (End of)								
15-	49%	16%	11%	7%	6%	4%	5%	49%
16-19	30%	15%	13%	10%	13%	9%	8%	68%
20+	16%	12%	12%	11%	17%	15%	14%	81%
Still studying	16%	17%	12%	13%	14%	11%	13%	81%
Subjective urbanisation								
Rural village	30%	15%	12%	11%	12%	10%	9%	68%
Small/ Mid-size town	26%	14%	12%	10%	14%	10%	10%	71%
Large town	21%	13%	13%	10%	15%	13%	13%	77%
Respondent occupation scale								
Self-employed	20%	10%	12%	9%	16%	14%	16%	78%
Employee	15%	13%	13%	12%	17%	14%	13%	83%
Manual workers	33%	17%	12%	8%	9%	7%	11%	64%
Not working	34%	15%	12%	10%	12%	8%	7%	64%

2.2. Duration of holidays taken in 2014

– The most popular holiday duration in 2014 was between 4 and 13 nights –

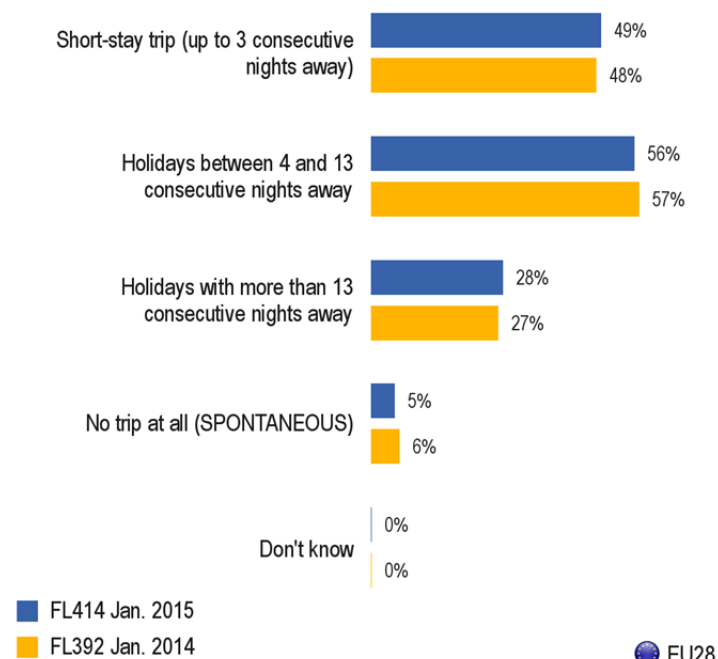
Respondents who travelled at least once in 2014 were then asked to think specifically about their travels for personal reasons and about the duration of their trips. Multiple answers were allowed.

A majority of respondents (56%) mentioned they took holidays that lasted between 4 and 13 nights away, while around half (49%) went on short-stay trips of up to three nights. Just over a quarter of respondents (28%) travelled for more than 13 consecutive nights. A minority (5%) of the respondents who travelled in 2014 did not travel at all for personal reasons but only for professional reasons.

Further analysis indicates that a quarter of respondents (24%) went *only* on short-stay trips in 2014.

These findings are very similar to those obtained in last year’s survey, with differences of no more than 1 percentage point.

Q2A. Thinking only about your personal travels in 2014, which of the following types of holiday did you take? (MULTIPLE ANSWERS POSSIBLE)



Base: 72% from the total number of respondents – EU28

(Those who travelled for a minimum of one night in 2014)



































Respondents in Luxembourg (42%), the Netherlands (40%) and France (39%) were most likely to take long holidays lasting **more than 13 consecutive nights** in 2014. The lowest proportions of people who took a trip of this duration were in Bulgaria (8%) and Hungary (8%).

Holidays that lasted **between 4 and 13 consecutive nights** were particularly popular among respondents in Denmark (72%), the UK (72%) and Belgium (70%). Respondents in Turkey (26%), Romania (31%) and Lithuania (34%) were the least likely to have holidays of this duration.

Respondents in Finland (71%) and Turkey (66%) were most likely to go on a **short-stay trip of up to three consecutive nights** last year. The lowest proportions can be observed in Slovenia (33%) and Moldova (35%). Across the EU28 as a whole, around a quarter of respondents (24%) went exclusively on short-stay trips in 2014. Respondents in Turkey (57%), Lithuania (47%), Latvia (46%), Bulgaria (45%), Hungary (45%) and Romania (45%) were most likely to go only on short-stay trips.

In three countries, more than one in ten respondents said spontaneously that they **did not travel for personal reasons** in 2014: Slovakia (16%), Bulgaria (14%) and Romania (14%).

Q2A. Thinking only about your personal travels in 2014, which of the following types of holiday did you take? (MULTIPLE ANSWERS POSSIBLE)

		Short-stay trip (up to 3 consecutive nights away)	Holidays between 4 and 13 consecutive nights away	Holidays with more than 13 consecutive nights away	No trip at all (SPONTA- NEOUS)	Don't know
	EU28	49%	56%	28%	5%	0%
	BE	59%	70%	31%	3%	0%
	BG	51%	36%	8%	14%	1%
	CZ	50%	64%	19%	5%	0%
	DK	47%	72%	30%	1%	0%
	DE	44%	59%	36%	4%	0%
	EE	60%	48%	10%	6%	0%
	IE	54%	60%	26%	1%	0%
	EL	49%	41%	14%	9%	0%
	ES	55%	49%	21%	3%	0%
	FR	40%	55%	39%	7%	0%
	HR	43%	43%	24%	7%	1%
	IT	38%	49%	25%	5%	0%
	CY	42%	57%	11%	3%	0%
	LV	57%	39%	13%	7%	0%
	LT	53%	34%	12%	6%	1%
	LU	49%	65%	42%	2%	0%
	HU	59%	41%	8%	9%	0%
	MT	40%	67%	14%	2%	0%
	NL	53%	63%	40%	3%	0%
	AT	61%	64%	25%	2%	0%
	PL	56%	47%	20%	7%	0%
	PT	41%	43%	21%	11%	0%
	RO	49%	31%	11%	14%	0%
	SI	33%	69%	16%	2%	0%
	SK	38%	43%	12%	16%	1%
	FI	71%	57%	18%	3%	0%
	SE	59%	68%	28%	4%	0%
	UK	58%	72%	37%	4%	0%
	MK	40%	48%	21%	8%	0%
	IS	48%	59%	27%	0%	0%
	ME	44%	46%	16%	8%	0%
	TR	66%	26%	14%	5%	0%
	MD	35%	36%	33%	1%	1%
Highest percentage per country		<i>Lowest percentage per country</i>				
Highest percentage per item		Lowest percentage per item				

Base: 72% from the total number of respondents – all surveyed countries





(Those who travelled for a minimum of one night in 2014)

Looking at the **socio-demographic** variations, people aged 55 or over are the most likely to have taken a holiday lasting more than 13 consecutive nights (32% vs. 24-28% in the other age bands).

Respondents with a higher level of education are more likely to have taken a holiday lasting between 4 and 13 nights (59% of those who ended their education at the age of 20 or over, vs. 47% of those who finished school by the age of 15) and to have taken a short-stay trip (51% vs. 45%). Manual workers are more likely than other occupational groups to have been on short-stay trips *only* (31% vs. 21-25% in other groups).

People from large towns are more likely than those from rural villages to have taken a holiday lasting more than 13 consecutive nights (31% vs. 25%).

Q2A Thinking only about your personal travels in 2014, which of the following types of holiday did you take? (MULTIPLE ANSWERS POSSIBLE)

	Holidays with more than 13 consecutive nights away	Holidays between 4 and 13 consecutive nights away	Short-stay trip (up to 3 consecutive nights away)	No trip at all (DO NOT READ OUT)	Don't know	Only short stay trips
EU28	28%	56%	49%	5%	0%	24%
 Age						
15-24	28%	56%	47%	3%	0%	26%
25-39	24%	55%	52%	6%	0%	26%
40-54	28%	56%	51%	5%	0%	24%
55 +	32%	55%	46%	6%	0%	21%
 Education (End of)						
15-	32%	47%	45%	7%	0%	26%
16-19	25%	54%	49%	7%	0%	26%
20+	31%	59%	51%	4%	0%	22%
Still studying	28%	56%	46%	3%	0%	26%
 Subjective urbanisation						
Rural village	25%	54%	50%	6%	0%	26%
Small/ Mid-size town	28%	55%	49%	5%	0%	24%
Large town	31%	58%	48%	4%	0%	21%
 Respondent occupation scale						
Self-employed	27%	54%	52%	7%	0%	25%
Employee	29%	61%	52%	4%	0%	21%
Manual workers	22%	47%	48%	8%	0%	31%
Not working	29%	53%	46%	6%	0%	25%

2.3. Destinations of holidays taken in 2014

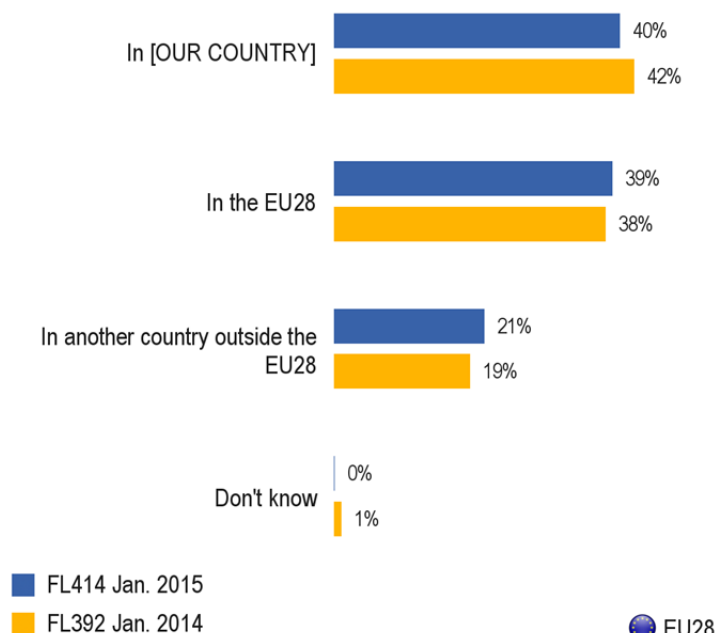
– An increasing proportion of EU citizens take holidays outside their own country –

All respondents who went on holiday in 2014 for a minimum of four nights were asked where they went for their *main* holiday of at least four consecutive nights, and then which other countries they went to, for any other holidays of at least four consecutive nights.

The chart below shows the results for respondents' main holiday³. Four in ten respondents (40%) went on holiday in their own country, down slightly from the 42% who gave this answer in the previous wave of the survey. A similar proportion (39%) went on holiday somewhere else in the EU, a marginal increase of +1 since last year, while around one in five (21%, +2) took a holiday in a country outside the EU28.

The longer-term trends indicate that main holidays in respondents' own country have become less common, while holidays in other countries have become more prevalent. In 2012, 47% of respondents took their main holiday in their own country, while 33% went to other EU countries; these figures have now converged so that similar proportions are going on holiday in other EU countries as in their own country.

Q4A. To which country did you go for your main holiday in 2014? By 'main holiday' we mean the holiday that was the most important for you in 2014.



Base: 51% from the total number of respondents – EU28

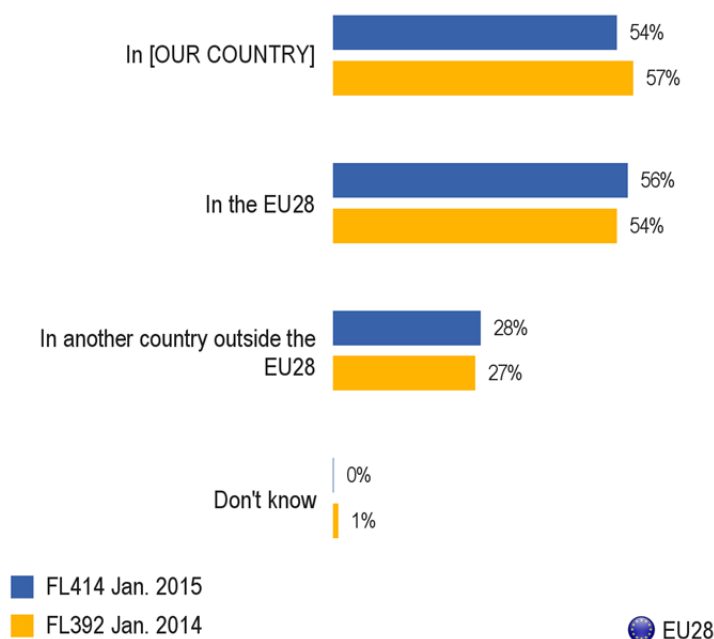
(Those who travelled for personal reasons for a minimum of four consecutive nights during 2014)

³ The “main holiday” was described to respondents as “the holiday that was most important for you in 2014”.

The following chart combines the respondents’ main holidays with any other holidays they may have taken in 2014. A majority of respondents (54%, -3) say they went on holiday in their own country in 2014, while a slightly higher proportion holidayed in another EU country (56%, +2). Over a quarter (28%, +1) went somewhere outside the EU.

Once again, these results show the continuation of a longer-term shift towards more holidays outside respondents’ own country. In 2012, 58% of respondents had taken a holiday in their own country, while 45% had travelled elsewhere in the EU.

Q4T. To which countries did you go on holidays in 2014? (MULTIPLE ANSWERS POSSIBLE)



Base: 51% from the total number of respondents – EU28

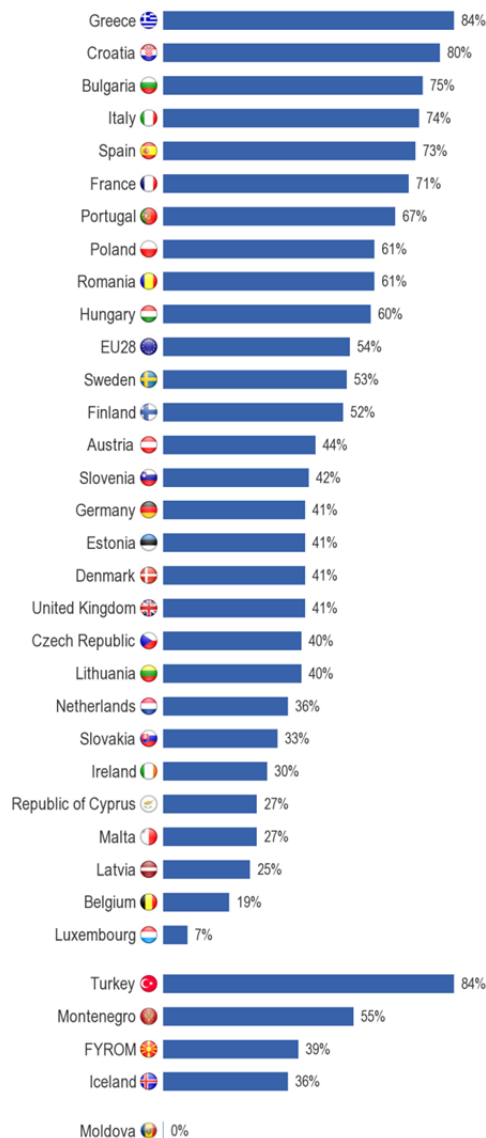
(Those who travelled for personal reasons for a minimum of four consecutive nights during 2014)

We can look at these results in a different way, by combining the “in our country” response with the “in the EU” responses for EU28 Member States. This shows that the vast majority (92%) of respondents who went on holiday for at least four nights went somewhere within the EU, either in their own country or in another Member State. This is the same proportion as last year.

At a national level – and looking here at the combined answers for all holidays of at least four nights, not just the main holiday – the data shows that respondents in Greece (84%) and Turkey (84%) were the most likely to have taken a holiday **in their own country**, followed by those in Croatia (80%), Bulgaria (75%), Italy (74%), Spain (73%) and France (71%). Overall, in 14 of the 33 countries, at least 50% of respondents spent a holiday in their country of residence. However, it is noticeable that relatively few people took a domestic holiday in Moldova (0%), Luxembourg (7%) and Belgium (19%).

Question: Q4T. To which countries did you go on holidays in 2014? (MULTIPLE ANSWERS POSSIBLE)

Answers: In [OUR COUNTRY]



Base: 51% from the total number of respondents – EU28

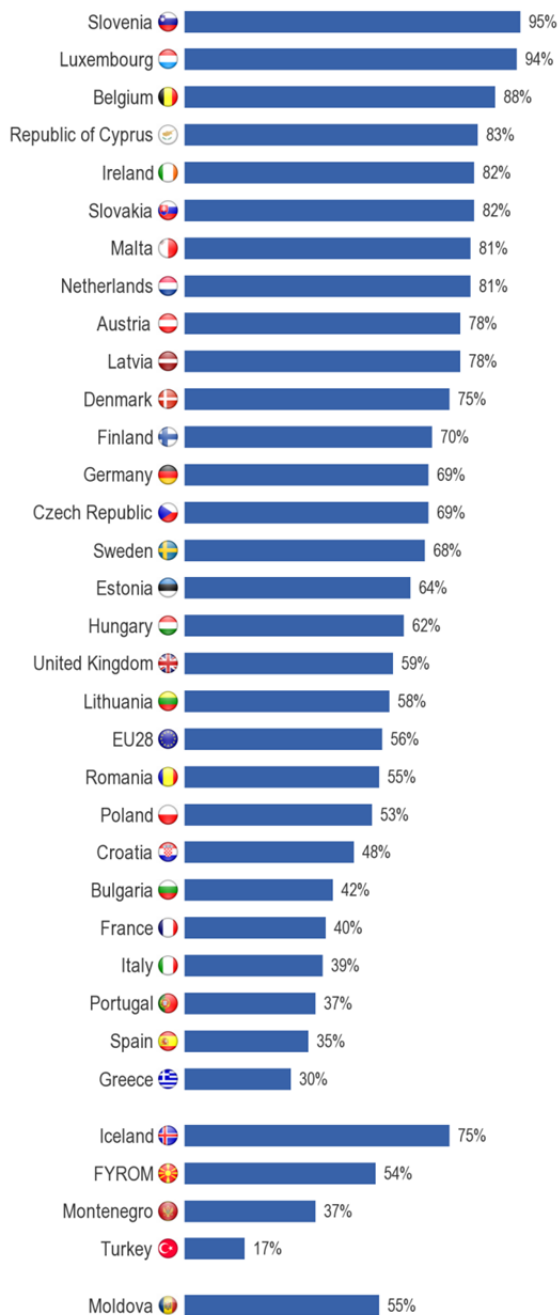
(Those who travelled for personal reasons for a minimum of four consecutive nights during 2014)

In 21 of the 28 EU countries, and three of the five non-EU countries, at least half the respondents went on a **holiday within the EU**. This was especially common in Slovenia (95%), Luxembourg (94%) and Belgium (88%).

However, only 17% of people in Turkey went to an EU country for their holiday last year, and the proportion was also relatively low in Greece (30%) and Spain (35%).

Question: Q4T. To which countries did you go on holidays in 2014? (MULTIPLE ANSWERS POSSIBLE)

Answers: In the EU28



Base: 51% from the total number of respondents – EU28

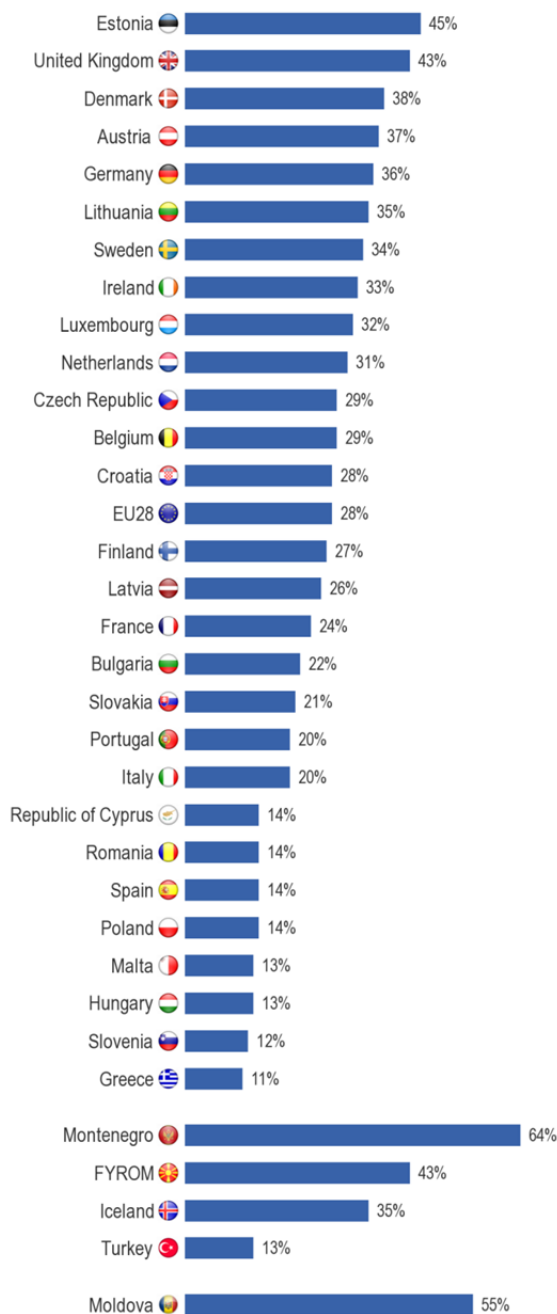
(Those who travelled for personal reasons for a minimum of four consecutive nights during 2014)

Not surprisingly, holidaying in **a country outside the EU** was most common among respondents from the non-EU countries covered by the survey. More than half of respondents went to a non-EU destination in Montenegro (64%) and Moldova (55%).

Of the EU Member States, Estonia (45%) and the UK (43%) had the highest proportions of respondents who visited a non-EU country. Holidaying outside the EU was least popular with people in Greece (11%) and Slovenia (12%).

Question: Q4T. To which countries did you go on holidays in 2014? (MULTIPLE ANSWERS POSSIBLE)

Answers: In another country outside the EU28



Base: 51% from the total number of respondents – EU28

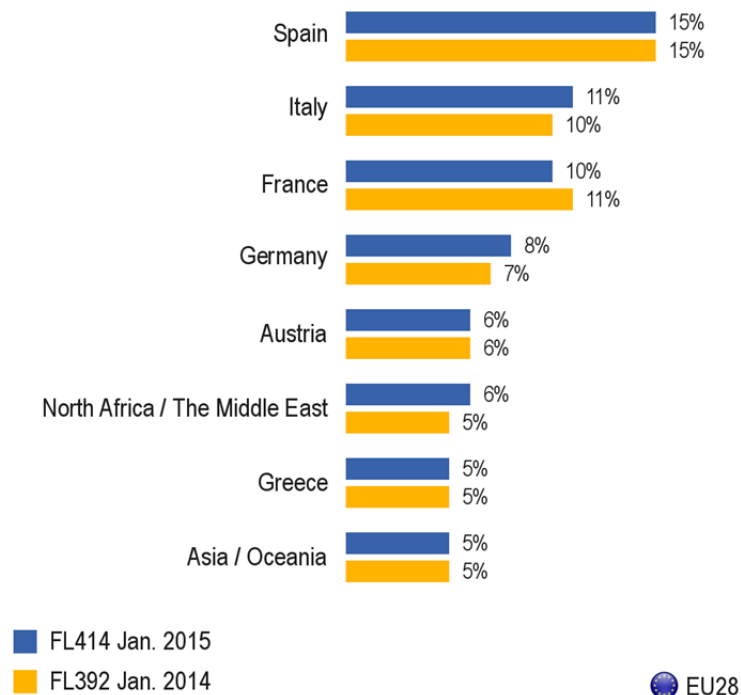
(Those who travelled for personal reasons for a minimum of four consecutive nights during 2014)

This section of the report looks at the most popular holiday destinations in 2014. The following chart shows the **top eight destinations excluding domestic holidays** (domestic holidays are covered in the next section).

Spain is again the most popular foreign destination in 2014, visited by 15% of respondents from other countries, followed by Italy (11%), France (10%) and Germany (8%). The next most popular destinations are Austria (6%), North Africa or the Middle East (6%), Greece (5%), and Asia or Oceania (5%).

These findings have remained very similar since last year, with changes of no more than 1 percentage point for any of these top eight foreign destinations.

Q4T. Top 8 foreign destinations for holidays taken in 2014
(Excluding domestic holidays)



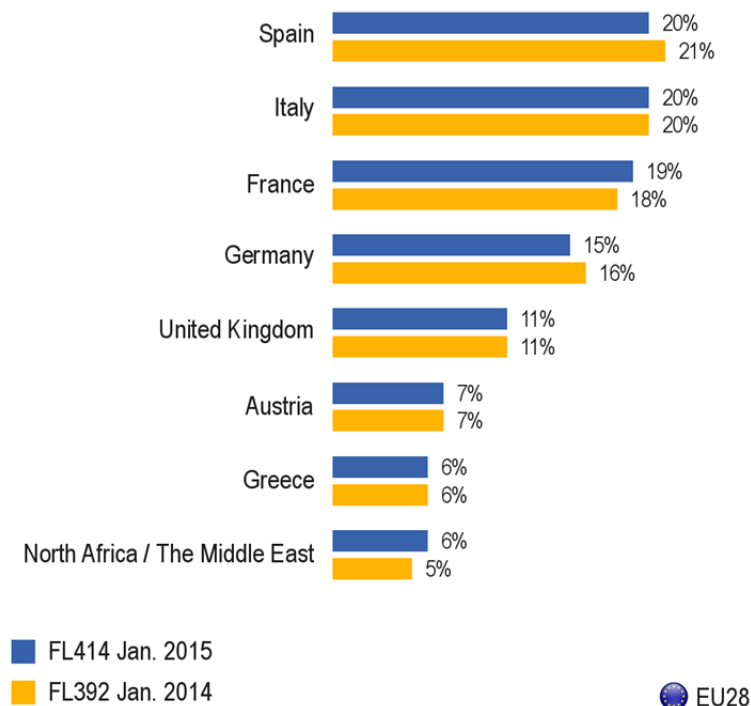
Base: 51% from the total number of respondents – EU28

(Those who travelled for personal reasons for a minimum of four consecutive nights during 2014 – excluding domestic holidays)

The following chart shows the **top eight destinations, this time including domestic holidays**. Spain and Italy rank joint highest as the most popular destinations (each visited by 20% of respondents, including people living in the same country), followed by France (19%), Germany (15%) and the UK (11%). The next most popular destinations are Austria (7%), Greece (6%) and North Africa or the Middle East (6%).

Once again, findings are very similar to those seen for destinations in 2013.

Q4T. Top 8 destinations for holidays taken in 2014
(Including domestic holidays)



Base: 51% from the total number of respondents – EU28

(Those who travelled for personal reasons for a minimum of four consecutive nights during 2014 – including domestic holidays)

According to the **socio-demographic** results:


- Women are more likely than men to holiday in their own country (57% vs. 51%), and are less likely to travel to another EU country (54% vs. 59%).
- Older people are more likely to take a holiday in their own country (58% of those aged 55 or over, falling to 47% of those aged 15-24), while younger people are more likely to travel to another EU country (65% of 15-24 year-olds, falling to 51% of those aged 55 or over).
- Respondents who completed their education by the age of 15 are more likely to stay in their own country (61% vs. 54% of those who ended education at the age of 20 or above), and are less likely to go to another EU country (42% vs. 59%).
- Respondents who are self-employed (61%) and employees (60%) are more likely to go on holiday to another EU country, compared with manual workers (53%) and those not working (52%). In addition, self-employed respondents are the most likely to go outside of the EU (34% vs. 25-29% in other occupational groups).

Q4T - Holidays taken in 2014

	In [OUR COUNTRY]	In the EU28	In another country outside the EU28	Don't know
EU28	54%	56%	28%	0%

 Sex

Male	51%	59%	29%	1%
Female	57%	54%	28%	0%

 Age

15-24	47%	65%	31%	0%
25-39	52%	58%	28%	0%
40-54	55%	56%	27%	1%
55 +	58%	51%	28%	1%

 Education (End of)

15-	61%	42%	23%	0%
16-19	55%	53%	29%	1%
20+	54%	59%	28%	0%
Still studying	47%	66%	30%	0%

 Respondent occupation scale

Self-employed	48%	61%	34%	1%
Employee	53%	60%	29%	0%
Manual workers	55%	53%	25%	0%
Not working	57%	52%	26%	1%

2.4. Types of holiday taken in 2014 (package vs. separate products)

– Booking the various parts of a holiday separately remains more popular among Europeans than a package holiday –

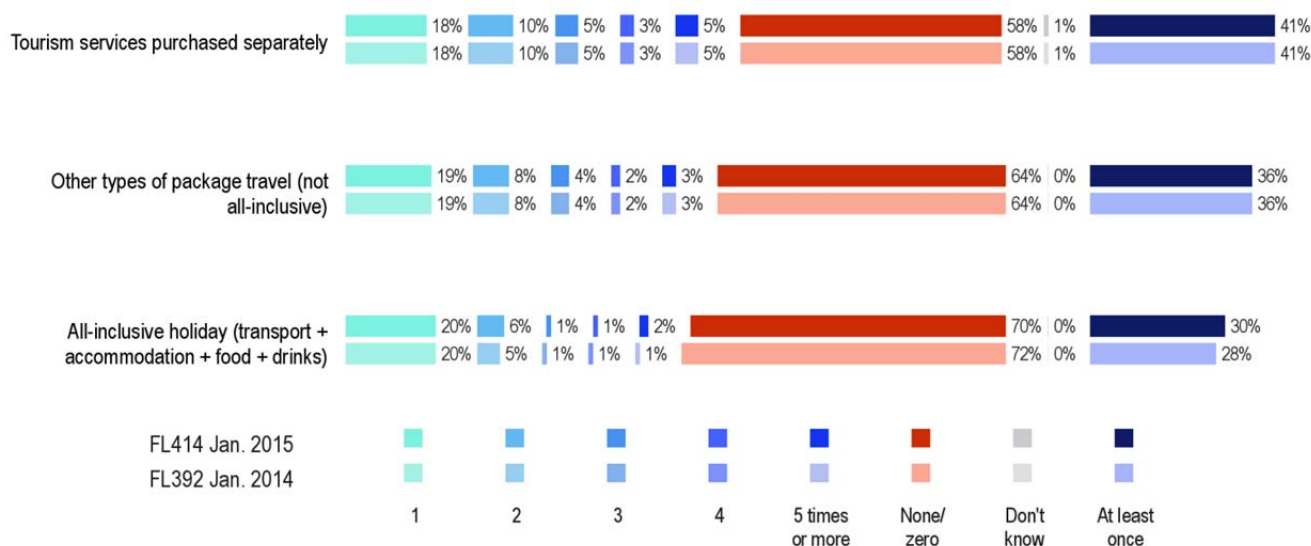
After discussing where they went on holiday, respondents who travelled at least once in 2014 for a minimum of four nights were then asked about the types of holiday they went on, and the number of times they went on those kinds of holiday. Specifically, they were asked if they had been on any of three types of holiday: all-inclusive; a package holiday that was not all-inclusive; or a holiday for which the various tourism services were purchased separately.

Four in ten respondents (41%, no change from January 2014) went on at least one holiday where the various parts of their trip were purchased separately. The overall figure of 41% includes 18% who went on this type of holiday only once, 10% who went twice, 5% three times, 3% four times, and 5% five times or more.

Over a third of people (36%, no change from January 2014) went on a package holiday that was not all-inclusive. This includes 19% who went on this type of holiday only once, 8% who went twice, 4% three times, 2% four times, and 3% five times or more.

Three in ten EU citizens (30%, +2) went on an all-inclusive holiday. Most respondents did so only once (20%) or twice (6%).

Q6. In 2014, how many times did you go on any of the following types of holiday?



Base: 51% from the total number of respondents – EU28

(Those who travelled for personal reasons for a minimum of four consecutive nights during 2014)

People in Denmark (63%), Moldova (62%), Montenegro (60%) and Ireland (60%) are the most likely to have gone on at least one holiday where the **various tourism services were purchased separately**. By contrast, respondents were least likely to opt for this kind of holiday in Portugal (22%), Iceland (26%) or Turkey (26%).

The proportion of respondents who went on this kind of holiday increased since 2013 in several countries, with especially large increases in Montenegro (60%, +30), Finland (55%, +16), the Former Yugoslav Republic of Macedonia (37%, +15), Hungary (28%, +12) and Cyprus (54%, +11). The proportion of people who booked their tourism services separately declined most strongly in Lithuania (30%, -6).



































A holiday that was a **package but not all-inclusive** was most popular in France (54%), the Czech Republic (53%) and Slovakia (50%). The countries where fewest respondents chose this kind of holiday are Moldova (8%) and Estonia (15%).

Some countries saw a rise in the proportion of respondents who took at least one non-inclusive package holiday, with the largest increases in Croatia (34%, +12), Hungary (40%, +9), Bulgaria (42%, +8) and Malta (45%, +8). There were also some large decreases, most notably in Montenegro (23%, -24), Luxembourg (38%, -18) and Slovenia (29%, -18).

Respondents in Turkey (43%), Belgium (39%), Lithuania (39%) and Luxembourg (39%) were the most likely to have taken an **all-inclusive holiday** in 2014. All-inclusive holidays were least common among respondents in Finland (17%), Sweden (17%), Ireland (18%) and the Netherlands (19%).

Most countries registered an increase in the proportion of people who went on an all-inclusive holiday in 2014, with Greece (28%, +12), Hungary (32%, +11) and Bulgaria (36%, +9) experiencing the biggest increases. There were also some noticeable declines, such as in Montenegro (21%, -11) and Malta (26%, -8).

Q6. In 2014, how many times did you go on any of the following types of holiday?
% of "At least once"

		All-inclusive holiday (transport + accommodation + food + drinks)		Other types of package travel (not all-inclusive)		Tourism services purchased separately	
		FL414 Jan. 2015	Diff. FL414 - FL392 Jan. 2015 - Jan. 2014	FL414 Jan. 2015	Diff. FL414 - FL392 Jan. 2015 - Jan. 2014	FL414 Jan. 2015	Diff. FL414 - FL392 Jan. 2015 - Jan. 2014
	EU28	30%	+2	36%	=	41%	=
	BE	39%	-3	46%	-12	39%	=
	BG	36%	+9	42%	+8	34%	+3
	CZ	25%	+2	53%	-1	43%	+3
	DK	23%	-1	33%	-4	63%	-2
	DE	30%	+4	34%	+2	51%	-3
	EE	32%	+5	15%	-11	33%	+8
	IE	18%	=	33%	+2	60%	-2
	EL	28%	+12	24%	+4	28%	+4
	ES	32%	-5	32%	+2	40%	+8
	FR	26%	+1	54%	-1	29%	=
	HR	23%	+7	34%	+12	33%	+2
	IT	36%	+5	29%	-5	33%	+4
	CY	27%	+1	36%	+7	54%	+11
	LV	36%	+5	33%	+2	30%	+2
	LT	39%	+8	33%	-1	30%	-6
	LU	39%	+6	38%	-18	39%	-3
	HU	32%	+11	40%	+9	28%	+12
	MT	26%	-8	45%	+8	38%	-3
	NL	19%	+1	30%	-1	47%	-2
	AT	31%	=	39%	-5	55%	-5
	PL	30%	+4	27%	=	47%	+6
	PT	23%	-1	32%	-3	22%	+3
	RO	24%	-3	31%	+4	37%	+3
	SI	37%	+3	29%	-18	30%	-3
	SK	36%	+8	50%	-14	48%	-1
	FI	17%	-7	31%	-4	55%	+16
	SE	17%	-3	27%	-5	37%	+6
	UK	34%	+3	32%	-1	41%	-4
	MK	21%	-1	38%	-5	37%	+15
	IS	26%	-2	27%	-3	26%	-1
	ME	21%	-11	23%	-24	60%	+30
	TR	43%	+1	32%	+4	26%	+5
	MD	31%	NA*	8%	NA*	62%	NA*

Base: 51% from the total number of respondents – all surveyed countries

(Those who travelled for personal reasons for a minimum of four consecutive nights during 2014)

A review of the **socio-demographic** data shows that:

- Respondents aged 15-24 (38%) were the most likely to have been on an all-inclusive holiday in 2014, while 25-39 year-olds (25%) were the least likely to have done so. Additionally, 15-24 year-olds were the most likely to have gone on a package holiday that was not all-inclusive (43% falling to 32% of those aged 55 or over).
- Respondents who completed their education at the age of 20 or over were more likely than those who left school by the age of 15 to have purchased tourism services separately (46% vs. 25%) and to have bought a package that was not all-inclusive (36% vs. 30%). By contrast, all-inclusive packages are most popular among those with a lower level of education (37% of those who left school aged 15 or under vs. 25% who completed their education at the age of 20 or over).
- Self-employed respondents (51%) and employees (45%) were more likely than manual workers (39%) and those who are not working (35%) to have booked tourism services separately.

Q6.1 In 2014, how many times did you go on any of the following types of holiday?

	All-inclusive holiday (transport + accommodation + food + drinks)	Other types of package travel (not all-inclusive)	Tourism services purchased separately
EU28	30%	36%	41%
Age			
15-24	38%	43%	42%
25-39	25%	36%	44%
40-54	28%	35%	44%
55 +	32%	32%	35%
Education (End of)			
15-	37%	30%	25%
16-19	33%	35%	38%
20+	25%	36%	46%
Still studying	35%	43%	41%
Respondent occupation scale			
Self-employed	28%	33%	51%
Employee	26%	39%	45%
Manual workers	28%	31%	39%
Not working	34%	34%	35%

2.5. Types of holiday accommodation chosen in 2014

– Paid accommodation with more than 20 guests is the most common type of accommodation used –

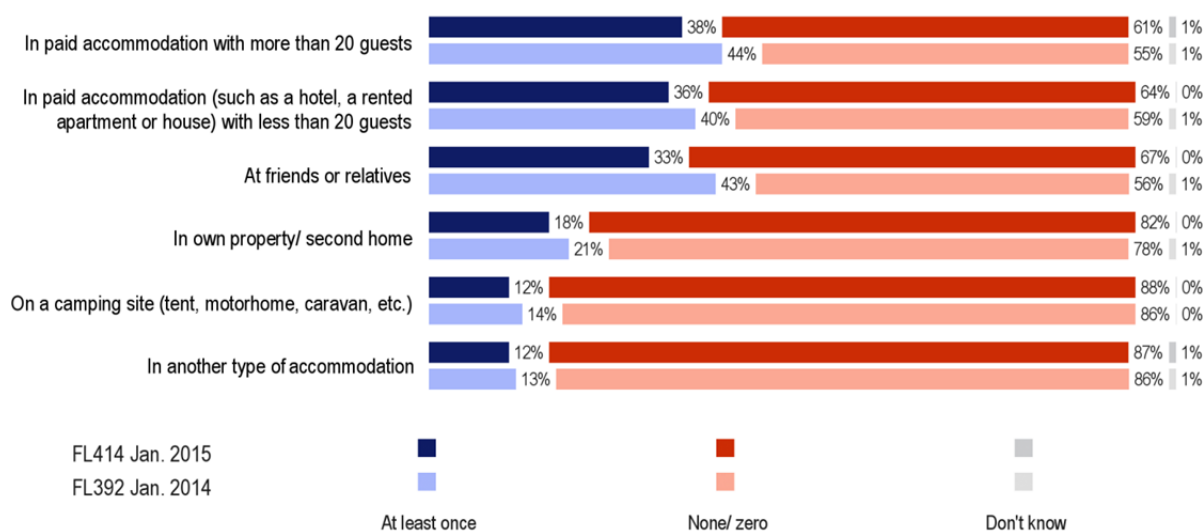
Respondents who travelled for at least one night in 2014 were then asked about the kind of accommodation they stayed in on holidays lasting a minimum of four consecutive nights. More than a third of respondents (38%) stayed in paid accommodation with more than 20 guests. A slightly lower proportion (36%) stayed in paid accommodation with fewer than 20 guests. A slightly lower proportion (36%) stayed in paid accommodation with fewer than 20 guests. A slightly lower proportion (36%) stayed in paid accommodation with fewer than 20 guests.

One in three respondents (33%) stayed with friends or relatives, while around one in six (18%) stayed in their own property or second home, 12% stayed on a campsite, and 12% stayed in another type of accommodation.

Combining these results, 18% of respondents say that they *only* stayed in paid accommodation (of any size) in 2014, while 45% *never* stayed in paid accommodation, and the remaining 37% used a combination of both paid and non-paid accommodation.

There have been decreases since the last survey for all of the various types of accommodation, suggesting that respondents were less likely to use multiple forms of accommodation in 2014 than they were in 2013. The largest decrease was in the proportion that stayed with friends or relatives (down 10 percentage points).

Q2B. Thinking only about your personal travels in 2014, how many times did you stay for a minimum of four consecutive nights in the following types of accommodation?



Base: 72% from the total number of respondents – EU28

(Those who travelled for a minimum of one night in 2014)

Respondents in Denmark (56%), Austria (55%), the UK (51%) and Luxembourg (50%) are the most likely to have stayed in **paid accommodation with more than 20 guests**. By contrast, only 12% of respondents in Moldova, 17% in Turkey, 19% in Greece and 19% in Romania stayed in this type of accommodation in 2014.

There were some large decreases in the proportion of respondents that stayed in paid accommodation with more than 20 guests, most notably in Turkey (17%, -20), Malta (48%, -17) and Lithuania (22%, -16).

Respondents in Belgium (48%) were the most likely to stay in **paid accommodation with less than 20 guests**. Respondents in Turkey (13%) and Estonia (16%) were least likely to spend their holiday in this kind of accommodation. The largest decreases since 2013 were seen in Montenegro (19%, -23), Turkey (13%, -23) and Romania (24%, -20).

Respondents in France (51%) and Iceland (47%) were most likely to have **stayed with friends or relatives**, with the lowest proportion seen in Malta (13%). Several countries showed major decreases in the last year, with the largest in Lithuania (28%, -28), Turkey (22%, -28), the Former Yugoslav Republic of Macedonia (22%, -26), Romania (25%, -25) and Bulgaria (23%, -25).

More than a quarter of respondents stayed at their **own property or second home** in the Czech Republic (29%), Croatia (29%), Sweden (28%) and Greece (27%). By contrast, only 6% of respondents in Moldova, and 8% in Malta and the Netherlands, stayed in their own property. The proportion of people who had this type of holiday fell most strongly in Turkey (15%, -25), Slovakia (25%, -20) and Bulgaria (17%, -17).

Staying on a campsite was most popular among respondents in the Netherlands (26%), Iceland (23%) and Slovenia (22%), whereas in other countries – such as Cyprus, Malta and Montenegro (2% in each case) – very few people spent their holiday this way. The largest decrease can be seen in Lithuania (6%, -12), while there was a sizeable increase in the Czech Republic (18%, +5).

Respondents in Iceland (19%) and Belgium (18%) were the most likely to stay in **another type of accommodation**, although relatively few people did so in most other countries. Estonia (4%, -9) recorded the most substantial decrease in the proportion of respondents who stayed in another type of accommodation, while the biggest increase occurred in Iceland (19%, +7).

Q2B. Thinking only about your personal travels in 2014, how many times did you stay for a minimum of four consecutive nights in the following types of accommodation?
% of "At least once"

	In paid accommodation (such as a hotel, a rented apartment or house) with less than 20 guests		In paid accommodation with more than 20 guests		In own property/ second home		At friends or relatives		On a camping site (tent, motorhome, caravan, etc.)		In another type of accommodation	
	FL414 Jan. 2015	Diff. FL414 - FL392 Jan. 2015 - Jan. 2014	FL414 Jan. 2015	Diff. FL414 - FL392 Jan. 2015 - Jan. 2014	FL414 Jan. 2015	Diff. FL414 - FL392 Jan. 2015 - Jan. 2014	FL414 Jan. 2015	Diff. FL414 - FL392 Jan. 2015 - Jan. 2014	FL414 Jan. 2015	Diff. FL414 - FL392 Jan. 2015 - Jan. 2014	FL414 Jan. 2015	Diff. FL414 - FL392 Jan. 2015 - Jan. 2014
EU28	36%	-4	38%	-6	18%	-3	33%	-10	12%	-2	12%	-1
BE	48%	-5	44%	-11	13%	-5	32%	-1	16%	+1	18%	+1
BG	21%	-18	25%	-10	17%	-17	23%	-25	5%	-7	5%	-4
CZ	35%	-2	43%	-2	29%	=	41%	=	18%	+5	14%	=
DK	38%	+1	56%	-2	25%	+3	30%	-1	16%	+3	10%	-1
DE	40%	-1	47%	-10	18%	=	28%	-5	10%	-3	17%	=
EE	16%	-8	30%	-6	11%	-11	30%	-23	11%	-2	4%	-9
IE	39%	-4	48%	-4	14%	-2	35%	-6	10%	+2	12%	+1
EL	26%	-5	19%	-9	27%	-9	28%	-16	5%	-2	3%	+1
ES	30%	-7	33%	-9	18%	-7	25%	-17	5%	-2	6%	-4
FR	42%	-6	32%	-4	20%	+1	51%	-10	18%	-1	16%	-2
HR	34%	-2	22%	-1	29%	-9	32%	-17	3%	-1	6%	-3
IT	30%	-4	35%	-4	19%	-4	27%	-10	7%	-1	12%	+1
CY	31%	-8	32%	-7	15%	-3	24%	-9	2%	-1	4%	+1
LV	20%	-2	26%	-2	20%	-4	29%	-11	11%	-5	7%	-1
LT	21%	-12	22%	-16	16%	-12	28%	-28	6%	-12	7%	-5
LU	44%	-4	50%	-9	25%	+2	40%	=	6%	-5	13%	+1
HU	24%	-7	26%	-9	10%	-9	20%	-17	7%	+1	5%	-2
MT	23%	-14	48%	-17	8%	-2	13%	-5	2%	=	7%	-3
NL	42%	-7	41%	-4	8%	-1	28%	=	26%	-5	14%	-1
AT	29%	-4	55%	-8	12%	-1	23%	-5	8%	+1	15%	+1
PL	28%	-9	33%	-3	17%	-8	38%	-22	6%	-7	9%	-7
PT	21%	-8	27%	-3	22%	-9	31%	-8	7%	-3	6%	+1
RO	24%	-20	19%	-8	10%	-10	25%	-25	6%	-5	7%	-7
SI	41%	-11	39%	-11	18%	-4	25%	-12	22%	+3	16%	-4
SK	31%	-17	32%	-9	25%	-20	30%	-23	9%	-2	13%	-5
FI	28%	-4	30%	-6	24%	-4	29%	-8	6%	-4	8%	-4
SE	34%	=	43%	-10	28%	-6	41%	-11	10%	-1	14%	-2
UK	40%	-3	51%	+2	14%	=	39%	-8	20%	-1	13%	+1
MK	29%	-11	20%	-6	15%	-7	22%	-26	3%	-2	7%	-2
IS	33%	-1	40%	+3	18%	-6	47%	-4	23%	-4	19%	+7
ME	19%	-23	20%	-8	18%	-13	36%	-24	2%	-4	4%	-5
TR	13%	-23	17%	-20	15%	-25	22%	-28	4%	-2	5%	-6
MD	31%	NA*	12%	NA*	6%	NA*	30%	NA*	3%	NA*	3%	NA*

Base: 72% from the total number of respondents – all surveyed countries

(Those who travelled for a minimum of one night in 2014)

The **socio-demographic** analysis shows that:

- Older respondents are more likely to have always stayed in paid accommodation (21% of 40-54 year-olds and 22% of those aged 55 or over, vs. 12% of 15-24 year-olds).
- People with a higher level of education are more likely to have stayed at least once in paid accommodation (no matter the size).
- Employees and self-employed people are also more likely to have stayed at least once in paid accommodation of some kind. For example, the proportion who stayed in paid accommodation with more than 20 guests is 40% among self-employed respondents and 43% among employees (vs. 28% of manual workers and 35% of those not working).
- Respondents who have been on short-stay trips of up to three nights are less likely to say that they stayed at paid accommodation in 2014 (57% said they never used paid accommodation, vs. 18% who have been on trips lasting between 4 and 13 nights, and 26% of those who have been on trips lasting 14 or more nights).

Q2BT Thinking only about your personal travels in 2014, how many times did you stay for a minimum of four consecutive nights in the following types of accommodation?

	Always in paid accommodation	Never in paid accommodation	Paid and unpaid accommodation	At least once
EU28	18%	45%	37%	38%
Age				
15-24	12%	46%	42%	33%
25-39	17%	46%	37%	36%
40-54	21%	42%	37%	40%
55 +	22%	45%	33%	42%
Education (End of)				
15-	24%	52%	24%	34%
16-19	20%	47%	33%	36%
20+	18%	41%	41%	41%
Still studying	12%	47%	41%	33%
Respondent occupation scale				
Self-employed	19%	44%	37%	40%
Employee	20%	37%	43%	43%
Manual workers	19%	55%	26%	28%
Not working	17%	50%	33%	35%
Types of holiday 2014				
>13 nights	19%	26%	55%	52%
4 to 13 nights	28%	18%	54%	58%
<= 3 nights	11%	57%	32%	33%

2.6. Satisfaction with the main holiday taken in 2014

– Respondents express a high level of satisfaction with most aspects of their main holiday –

This section focuses on levels of satisfaction with various aspects of respondents' main holiday in 2014.

The detailed levels of satisfaction are very high for six of the seven aspects under discussion. Nearly all respondents (95%) were satisfied with the **safety of their accommodation**: 66% were very satisfied and 29% were fairly satisfied. The same proportion (95%) said they were satisfied with the **quality of their accommodation**, with 60% very satisfied and 35% fairly satisfied.

A similarly high proportion of respondents (95%) were satisfied with the **natural features**, such as the landscape and weather conditions, on their main holiday. Seven in ten (70%) were very satisfied with this aspect of their trip, while 25% were fairly satisfied.

Nearly nine in ten people (89%) were satisfied with the **quality of activities or services** that were available: 48% were very satisfied and 41% were fairly satisfied. Just 6% were not satisfied with this element of their holiday.

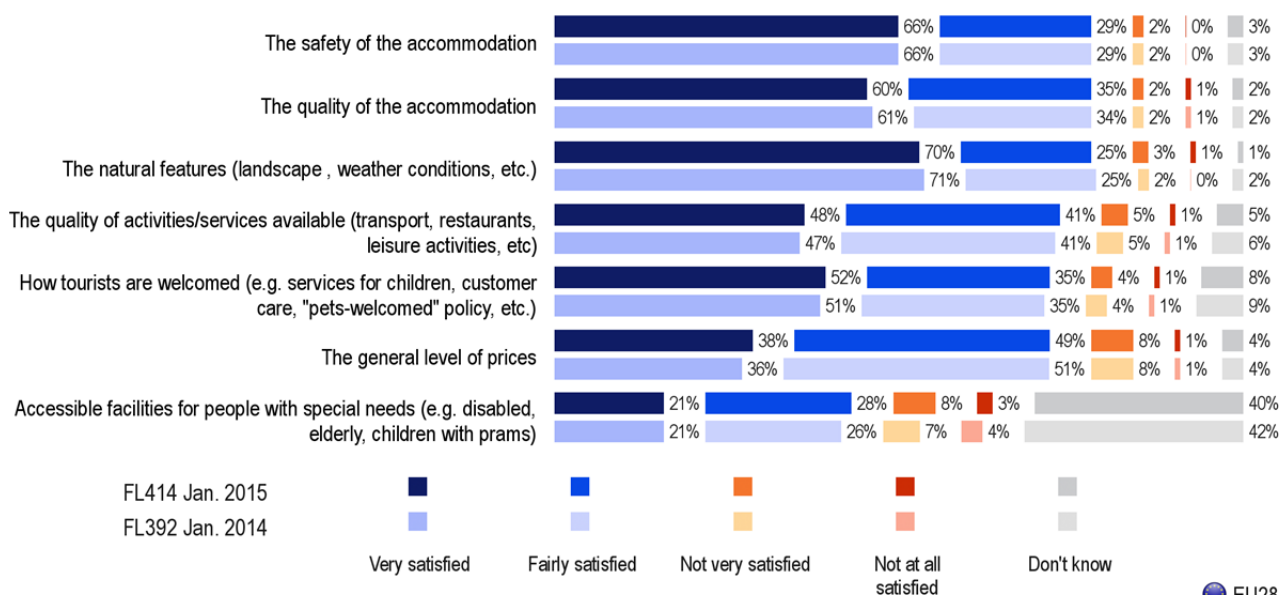
A very large majority of people (87%) also felt satisfied with **the way tourists were welcomed**, with 52% very satisfied and 35% fairly satisfied. Only 5% expressed dissatisfaction with this aspect of their holiday.

When it comes to the **general level of prices**, 87% of respondents express satisfaction, although most were fairly satisfied (49%) rather than very satisfied (38%). Almost one in ten (9%) were not satisfied.

Satisfaction with the **availability of accessible facilities for people with special needs** was noticeably lower than for the other six aspects of the respondents' holidays. Around half (49%) say that they were satisfied, with 21% very satisfied and 28% fairly satisfied. However, the lower level of satisfaction is largely explained by the fact that a substantial proportion (40%) were unable to give an answer on this item. Only 11% were not satisfied.

There has been very little change in levels of satisfaction in the last year. The proportions that are satisfied with the various items have not changed by more than 1 percentage point from the figures seen in January 2014.

Q9A. Thinking about your main holiday in 2014, how satisfied were you with...? By 'main holiday' we mean the holiday that was the most important for you in 2014.



Base: 51% from the total number of respondents – EU28

(Those who travelled for personal reasons for a minimum of four consecutive nights during 2014)



































In all but one of the 33 countries covered by the survey, at least nine in ten respondents say they were satisfied with the **natural features** of their main holiday destination. The only exception is Turkey (82%). The largest increases in satisfaction can be seen in Latvia (94%, +5), Lithuania (95%, +5) and Romania (95%, +5), while the largest decrease can be observed in Turkey (82%, -6).

Similarly, in all but two countries, at least nine in ten people say they were satisfied with the **safety of their accommodation**. The exceptions are Turkey (85%) and Greece (87%). The proportion satisfied has decreased in Montenegro (92%, -5), while the largest increases in satisfaction can be seen in Lithuania (96%, +7) and Greece (87%, +7).

Respondents in most countries were also very satisfied with the **quality of the accommodation**. In only four countries do fewer than 90% of respondents express satisfaction with this aspect: Turkey (85%), Cyprus (86%), Greece (88%) and Bulgaria (89%). Satisfaction increased the most among respondents in Greece (88%, +8), while decreases in satisfaction can be found in Bulgaria (89%, -3) and Romania (91%, -3).

Respondents in the Former Yugoslav Republic of Macedonia (96%) and Luxembourg (95%) were the most likely to be satisfied with the **quality of activities and services** during their main holiday. Satisfaction was lowest among respondents in Turkey (64%) and Greece (78%). The largest increases in satisfaction can be seen in Croatia (82%, +6) and the Former Yugoslav Republic of Macedonia (96%, +5), while the largest decreases can be found in Cyprus (83%, -9), Turkey (64%, -8) and Romania (82%, -7).

Q9A. Thinking about your main holiday in 2014, how satisfied were you with...?
By 'main holiday' we mean the holiday that was the most important for you in 2014.
% of "Total 'Satisfied'"

	The natural features (landscape , weather conditions, etc.)		The safety of the accommodation		The quality of the accommodation		The quality of activities/services available (transport, restaurants, leisure activities, etc)	
	FL414 Jan. 2015	Diff. FL414 - FL392 Jan. 2015 - Jan. 2014	FL414 Jan. 2015	Diff. FL414 - FL392 Jan. 2015 - Jan. 2014	FL414 Jan. 2015	Diff. FL414 - FL392 Jan. 2015 - Jan. 2014	FL414 Jan. 2015	Diff. FL414 - FL392 Jan. 2015 - Jan. 2014
 EU28	95%	-1	95%	=	95%	=	89%	+1
 BE	97%	=	96%	-2	97%	+1	92%	-1
 BG	94%	+1	91%	+1	89%	-3	84%	+3
 CZ	95%	+1	96%	+1	95%	+1	91%	+2
 DK	93%	=	92%	+1	96%	+1	87%	+2
 DE	96%	-2	93%	-2	95%	=	87%	+2
 EE	96%	+1	93%	+5	92%	+2	80%	-4
 IE	98%	+2	97%	+2	95%	=	94%	=
 EL	94%	+2	87%	+7	88%	+8	78%	+4
 ES	96%	+2	94%	+3	92%	+1	86%	+4
 FR	96%	-2	96%	=	96%	+1	91%	=
 HR	93%	-1	95%	-3	94%	-3	82%	+6
 IT	93%	-2	94%	=	94%	=	89%	+4
 CY	90%	-3	91%	+3	86%	+2	83%	-9
 LV	94%	+5	95%	+2	94%	=	86%	-5
 LT	95%	+5	96%	+7	94%	+5	87%	+3
 LU	97%	=	97%	+1	96%	+1	95%	+3
 HU	95%	-3	98%	+3	94%	+2	90%	+2
 MT	92%	-3	95%	=	99%	+5	92%	-2
 NL	98%	+3	95%	=	95%	+1	88%	+3
 AT	94%	-2	96%	-3	96%	=	90%	-1
 PL	96%	=	98%	+1	96%	=	89%	+2
 PT	96%	+2	95%	-2	95%	-1	91%	=
 RO	95%	+5	93%	-2	91%	-3	82%	-7
 SI	95%	=	98%	+1	97%	+1	89%	-2
 SK	93%	-2	96%	=	94%	-1	93%	+2
 FI	95%	=	98%	+2	96%	+2	91%	+1
 SE	94%	=	94%	=	97%	=	91%	+2
 UK	94%	-2	97%	=	95%	-2	92%	=
 MK	99%	+3	98%	+4	94%	+1	96%	+5
 IS	95%	+2	94%	+2	96%	+4	92%	=
 ME	94%	-3	92%	-5	91%	-4	87%	=
 TR	82%	-6	85%	-1	85%	+2	64%	-8
 MD	92%	NA*	92%	NA*	92%	NA*	85%	NA*

Base: 51% from the total number of respondents – all surveyed countries



































(Those who travelled for personal reasons for a minimum of four consecutive nights during 2014)

Respondents in the Netherlands (94%) and Slovenia (94%) are most likely to say they were satisfied with the **general level of prices**, while the lowest levels of satisfaction can be seen in Turkey (68%), Moldova (72%), Greece (77%), Montenegro (77%) and Iceland (78%). The largest increases in satisfaction with the general level of prices can be seen in Croatia (80%, +11) and Greece (77%, +11).

In 12 countries, at least 90% of respondents say they were satisfied **with the way tourists were welcomed** on their main holiday last year. The highest levels of satisfaction can be observed in the Former Yugoslav Republic of Macedonia (96%), Ireland (92%), Malta (92%) and Slovenia (92%), while respondents in Turkey (62%), Greece (74%), Estonia (75%) and Croatia (76%) were the least satisfied. The largest increases in satisfaction can be seen in the Czech Republic (91%, +6), Spain (81%, +6) and Montenegro (88%, +6), while the largest decreases can be observed in Bulgaria (78%, -9) and Estonia (75%, -7).

There was more variation between countries on the question of whether there were **accessible facilities for people with special needs**. At one end of the scale, around two-thirds of respondents were satisfied in Slovenia (65%) and the Former Yugoslav Republic of Macedonia (64%). By contrast, just 29% of respondents say they were satisfied in Estonia and Sweden. Compared with January 2014, satisfaction increased markedly among respondents in Estonia (29%, +13) and Romania (44%, +10), while large decreases can be seen in Malta (49%, -17), Slovakia (44%, -12) and Portugal (56%, -11).

Q9A. Thinking about your main holiday in 2014, how satisfied were you with...?
By 'main holiday' we mean the holiday that was the most important for you in 2014.
% of "Total 'Satisfied'"

	The general level of prices		How tourists are welcomed (e.g. services for children, customer care, "pets-welcomed" policy, etc.)		Accessible facilities for people with special needs (e.g. disabled, elderly, children with prams)	
	FL414 Jan. 2015	Diff. FL414 - FL392 Jan. 2015 - Jan. 2014	FL414 Jan. 2015	Diff. FL414 - FL392 Jan. 2015 - Jan. 2014	FL414 Jan. 2015	Diff. FL414 - FL392 Jan. 2015 - Jan. 2014
 EU28	87%	=	87%	+1	49%	+2
 BE	92%	-2	88%	-4	60%	-3
 BG	83%	+3	78%	-9	35%	-2
 CZ	85%	=	91%	+6	48%	+2
 DK	90%	+1	90%	+1	40%	+6
 DE	90%	=	90%	+1	43%	=
 EE	85%	+4	75%	-7	29%	+13
 IE	92%	=	92%	-1	56%	+8
 EL	77%	+11	74%	+1	37%	-5
 ES	81%	+1	81%	+6	50%	-3
 FR	87%	=	87%	=	58%	=
 HR	80%	+11	76%	+1	34%	-4
 IT	84%	=	87%	+4	51%	+1
 CY	81%	+5	80%	-5	50%	-3
 LV	82%	+4	90%	=	43%	-3
 LT	83%	+8	85%	-1	52%	+2
 LU	92%	+3	85%	-5	57%	+3
 HU	88%	+2	88%	+3	46%	+2
 MT	88%	+5	92%	+3	49%	-17
 NL	94%	+5	88%	+4	44%	+7
 AT	92%	+1	91%	=	42%	+6
 PL	82%	-4	88%	-1	47%	=
 PT	85%	+2	91%	+3	56%	-11
 RO	80%	-3	82%	-1	44%	+10
 SI	94%	+2	92%	=	65%	+4
 SK	86%	-3	90%	-1	44%	-12
 FI	89%	-3	89%	=	54%	-4
 SE	89%	-2	90%	+2	29%	+3
 UK	92%	=	89%	+1	55%	+7
 MK	80%	-4	96%	+4	64%	+4
 IS	78%	+5	88%	+1	37%	+5
 ME	77%	+5	88%	+6	36%	=
 TR	68%	+4	62%	-5	50%	-4
 MD	72%	NA*	86%	NA*	44%	NA*




Base: 51% from the total number of respondents – all surveyed countries

(Those who travelled for personal reasons for a minimum of four consecutive nights during 2014)

Few **socio-demographic** variations are evident on this question, although some minor variations can be seen in the proportions that say they were *very satisfied* with various aspects of their main holiday:

- People aged 55 and over are more likely than younger respondents to say they were very satisfied with the quality of their accommodation (65% vs. 56-61%), while those aged 40-54 (72%) and aged 55 or over (73%) are more likely to say they were very satisfied with the natural features of their main holiday (vs. 67% of 15-24 year-olds and 68% of 25-39 year-olds). By contrast, young people aged 15-24 were the most satisfied with the quality of activities or services (54% very satisfied vs. 46-48% in other age groups).
- Women are slightly more likely than men to say they were very satisfied with a number of aspects of their main holiday: the quality of activities or services (50% vs. 46%), the natural features (72% vs. 69%) and how tourists are welcomed (53% vs. 50%).
- There is also a tendency for less well-educated respondents to be very satisfied with aspects of their main holiday, to a greater extent than more highly educated people. The difference is most pronounced in relation to the general level of prices (45% of those who left school by the age of 15 were very satisfied, compared with 36% of those who ended their education at the age of 20 or over).

Q9A.1 Thinking about your main holiday in 2014, how satisfied were you with...? By 'main holiday' we mean the holiday that was the most important for you in 2014. - % Very satisfied

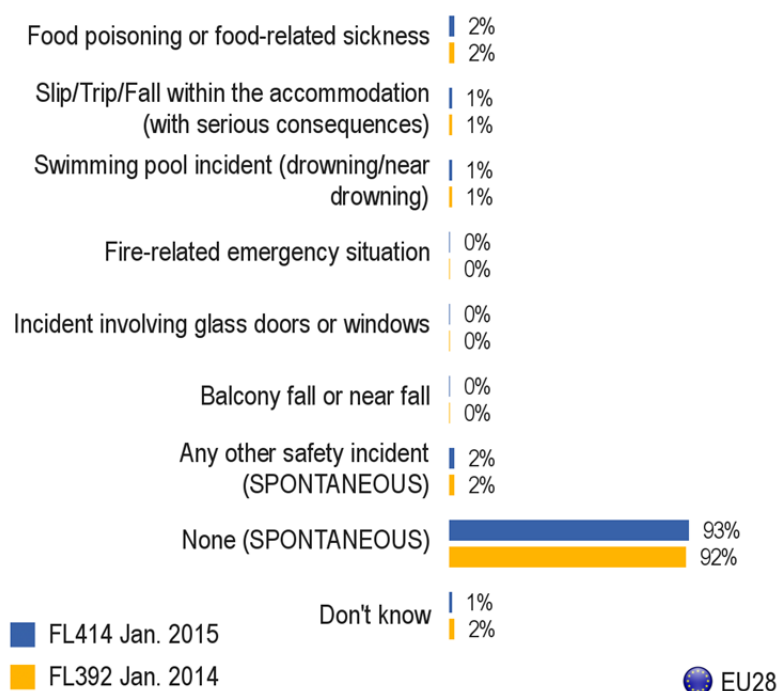
	The natural features (landscape, weather conditions, etc.)	The safety of the accommodation	The quality of the accommodation	The quality of activities/services available (transport, restaurants, leisure activities, etc)	The general level of prices	How tourists are welcomed (e.g. services for children, customer care, "pets-welcomed" policy, etc.)	Accessible facilities for people with special needs (e.g. disabled, elderly, children with prams)
EU28	70%	66%	60%	48%	38%	52%	21%
 Sex							
Male	69%	65%	59%	46%	37%	50%	20%
Female	72%	67%	61%	50%	39%	53%	23%
 Age							
15-24	67%	66%	56%	54%	36%	51%	19%
25-39	68%	61%	56%	46%	37%	50%	22%
40-54	72%	66%	61%	46%	38%	54%	20%
55 +	73%	69%	65%	48%	40%	52%	23%
 Education (End of)							
15-	69%	69%	66%	51%	45%	55%	34%
16-19	70%	68%	64%	50%	41%	55%	25%
20+	72%	64%	59%	45%	36%	50%	18%
Still studying	69%	65%	53%	56%	34%	49%	16%

2.7. Safety issues encountered during the main holiday in 2014

– Only a minority of respondents experienced safety problems with paid accommodation during their main holiday –

Respondents who had stayed in paid accommodation during their travels in 2014 were asked about their experience of any safety issues. The vast majority of respondents (93%) did not experience any safety issues when using paid accommodation during their main holiday in 2014. Of the 6% that did, the most common experiences were food poisoning or sickness (2%), a slip, trip or fall (1%) and swimming pool incidents (1%). These findings are similar to those obtained in last year's survey⁴.

Q9B. Did you or any of your party experience any of the following safety issues while using paid accommodation during your main holiday in 2014? (MULTIPLE ANSWERS POSSIBLE)



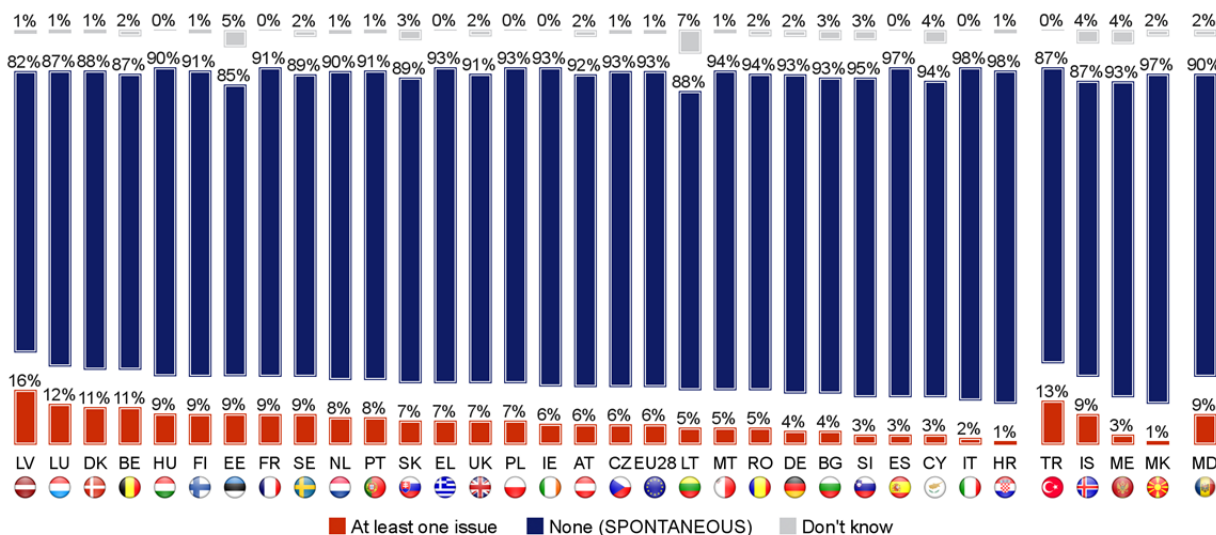
Base: 40% from the total number of respondents – EU28

(Those who stayed in paid accommodation in 2014)

⁴ It should be noted that this question was modified in the present survey, becoming a multiple answer question. Only 1% of EU respondents who stayed in paid accommodation in 2014 mentioned 2 or more safety issues.

The proportion of respondents that experienced any safety issues when using paid accommodation is generally consistent across **different countries**. However, respondents in Latvia (16%), Turkey (13%), Luxembourg (12%), Belgium (11%) and Denmark (11%) are most likely to say that they experienced safety issues, while the lowest proportions can be seen in Croatia (1%) and the Former Yugoslav Republic of Macedonia (1%).

Q9B. Did you or any of your party experience any of the following safety issues while using paid accommodation during your main holiday in 2014? (MULTIPLE ANSWERS POSSIBLE)



Base: 40% from the total number of respondents – EU28

(Those who stayed in paid accommodation in 2014)

The only significant **socio-demographic variation** for this question is that younger people are more likely to say that they experienced a safety issue (9% of 15-24 year-olds vs. 5% of both those aged 40-54 and aged 55 or over).

Q9B Did you or any of your party experience any of the following safety issues while using paid accommodation during your main holiday in 2014? (MULTIPLE ANSWERS POSSIBLE)

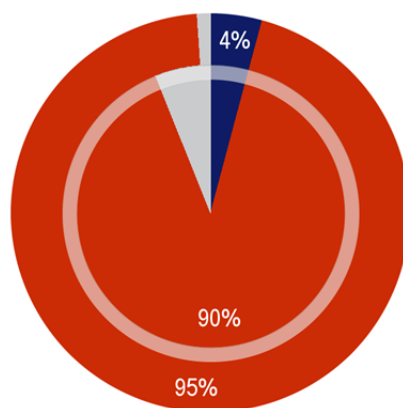
	Slip/Trip/Fall within the accommodation (with serious consequences)	Food poisoning or food-related sickness	Swimming pool incident (drowning/ near drowning)	Fire-related emergency situation	Balcony fall or near fall	Incident involving glass doors or windows	Any other safety incident (DO NOT READ OUT)	None (DO NOT READ OUT)	At least one issue
EU28	1%	2%	1%	0%	0%	0%	2%	93%	6%
Age									
15-24	2%	3%	1%	1%	0%	1%	3%	90%	9%
25-39	1%	3%	1%	0%	0%	0%	2%	92%	7%
40-54	1%	2%	1%	0%	0%	0%	1%	93%	5%
55 +	1%	1%	0%	0%	0%	0%	2%	94%	5%

2.8. Complaints registered during a holiday in 2014

– 4% of travellers made a formal complaint in 2014 –

Respondents who had travelled for at least one night in 2014 were asked whether they had made a formal complaint about any service during their holiday. Just 4% of respondents say that they registered a complaint in 2014, the same proportion as in 2013.

Q9C. Did you register a formal complaint about any service provided during your holiday in 2014?



- Yes
- No
- Don't know

Inner pie : FL392 Jan. 2014

Outer pie : FL414 Jan. 2015

● EU28

Base: 72% from the total number of respondents – EU28

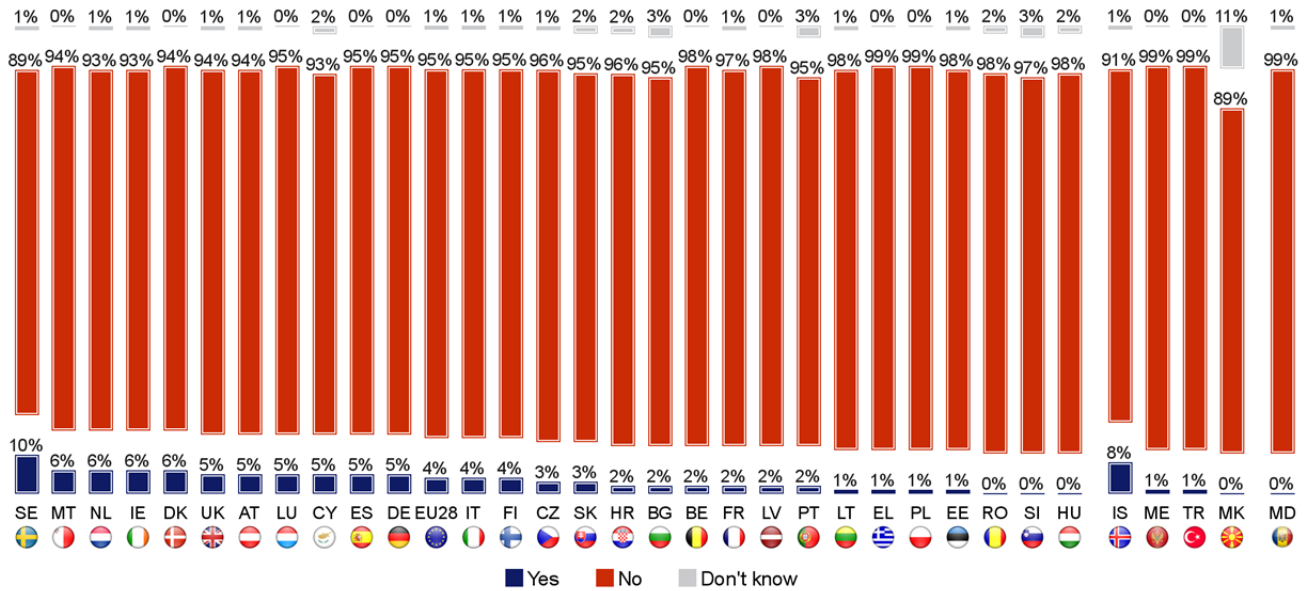
(Those who travelled for a minimum of one night in 2014)

One in ten respondents in Sweden (10%) registered a formal complaint in 2014, as did 8% of respondents in Iceland. Otherwise, no more than 6% of respondents in any country made a formal complaint.

In 13 EU Member States and 4 non-EU countries, less than 3% of respondents registered a formal complaint about any service provided during their holiday.

In the Former Yugoslav Republic of Macedonia, a relatively high proportion of respondents - 11% - say they don't know whether they registered a complaint.

Q9C. Did you register a formal complaint about any service provided during your holiday in 2014?



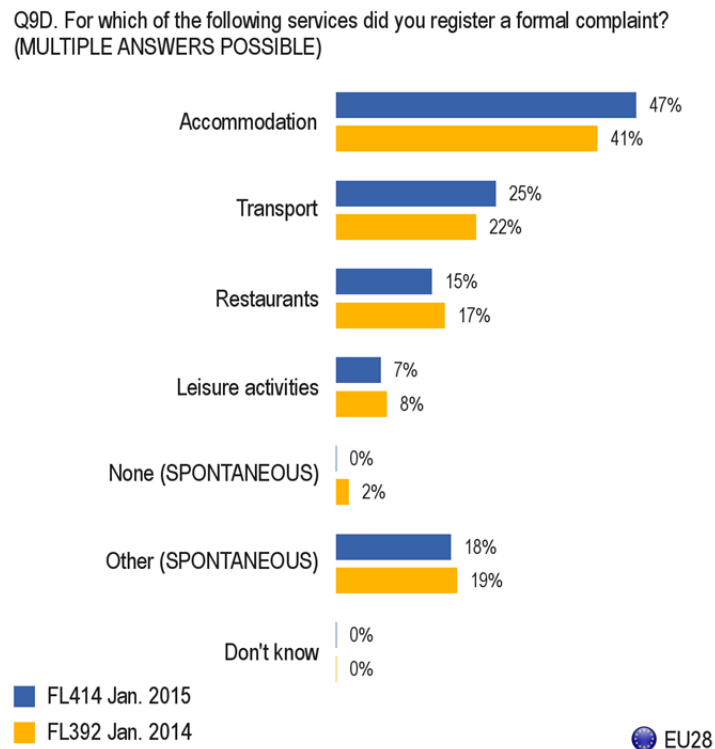
Base: 72% from the total number of respondents – all surveyed countries

(Those who travelled for a minimum of one night in 2014)

There were no significant **socio-demographic** variations for this question.

Those individuals who said they registered a complaint were then asked what they complained about.

Formal complaints were most likely to concern the accommodation (47%, +6 pp compared to the previous wave), followed by transport (25%, +3), restaurants (15%, -2) and leisure activities (7%, -1). Because of the small number of respondents answering this question, other changes are not statistically significant.




Base: 3% from the total number of respondents – EU28

(Those who registered a formal complaint in 2014)

Due to the small proportion of respondents who registered a formal complaint, national results are based on a very limited sample size. As a result, country results are not presented in this report.

In the analysis of **socio-demographic** data, some variations by age group can be observed. Young respondents (aged 15-24) were the most likely to complain about accommodation (65% vs. 40-48% in other age groups), whereas older respondents were the most likely to complain about transport (34% of those aged 55 or over, vs. 17-26% in other age groups). Formal complaints about restaurants were more frequent among 25-39 and 40-54 year-olds (both 19%), compared with 15-24 year-olds and those aged 55 or over (both 10%).

Q9D For which of the following services did you register a formal complaint? (MULTIPLE ANSWERS POSSIBLE)

	Accommodation	Transport	Restaurants	Leisure activities	Other (DO NOT READ OUT)	None (DO NOT READ OUT)	Don't know
EU28	47%	25%	15%	7%	18%	0%	0%
 Age							
15-24	65%	17%	10%	4%	27%	-	-
25-39	40%	26%	19%	10%	12%	-	-
40-54	48%	19%	19%	6%	19%	1%	-
55 +	46%	34%	10%	7%	19%	0%	0%

III. OBSTACLES TO GOING ON HOLIDAY IN 2014

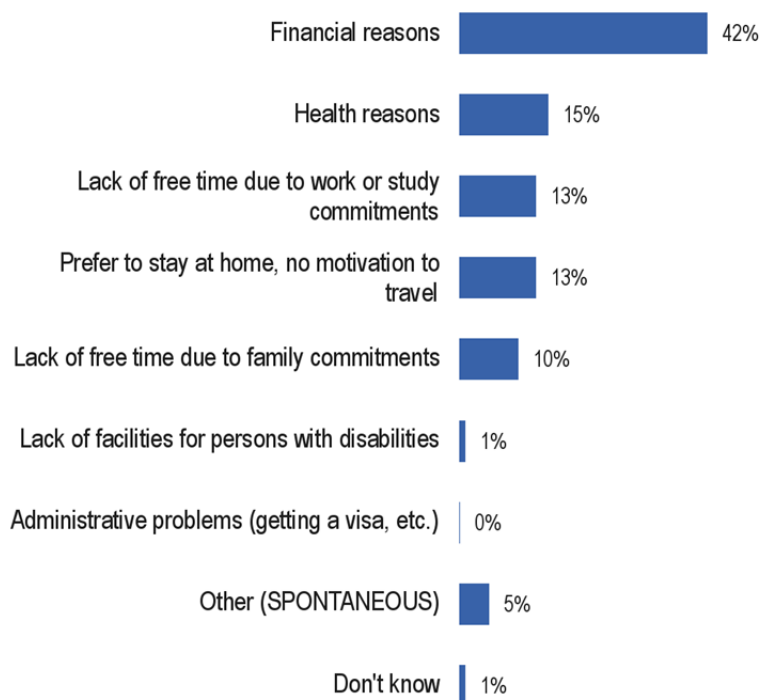
While the previous chapter focused on respondents who went on holiday last year, the third chapter looks at those who did not go away in 2014 and their reasons for not doing so.

– The main reason why respondents did not go on holiday in 2014 was financial –

Respondents who said they did not go on holiday in 2014 were asked the reasons why they had not done so. They were invited to state their main reason, and then any other relevant reasons. They were presented with a predefined list of reasons to choose from. Given the changes in this list compared to previous waves, the results cannot be compared for this question⁵.

Respondents are most likely to give financial reasons as the main explanation for why they did not go on holiday in 2014. More than four in ten respondents (42%) gave this as their first answer. This is followed by health reasons (15%), lack of time – either due to work or study commitments (13%) or family commitments (10%) – and the preference to stay at home (13%).

Q3A. What were the main reasons why you did NOT go on holiday in 2014? Firstly?



 EU28

Base: 30% from the total number of respondents – EU28

(Those who did not take a personal holiday during 2014)

⁵ However, it should be mentioned that financial reasons was also stated as the main obstacle to going on holiday in the previous wave.

In 28 of the 33 countries covered by the survey, respondents who did not go on holiday in 2014 gave **financial reasons** as the primary explanation. The exceptions are Germany (where 21% gave financial reasons as the main explanation), Iceland (21%), Sweden (23%), Austria (24%) and Belgium (25%). Respondents in Greece (65%) and the Former Yugoslav Republic of Macedonia (64%) are the most likely to cite financial reasons.



































Respondents in Germany gave **health reasons** as the main explanation for not going on holiday in 2014 (24%). Relatively high proportions also gave this answer in the Czech Republic (23%), Estonia (22%) and Sweden (22%). Respondents in Greece (7%) and Portugal (8%) were the least likely to say this was the main reason for not going on holiday.

In three countries, the primary reason for not going on holiday was a **preference to stay at home**, with no motivation to travel: Sweden (31%), Belgium (26%) and Austria (25%). A large proportion of respondents in Finland (27%) also gave this answer. This reason was least common among respondents in Moldova (3%) and Romania (4%).

In Iceland, the main reason for not going on holiday was a **lack of free time due to work or study commitments** (26%). This was least likely to be given as a main reason by respondents in Slovenia (5%), the Netherlands (6%) and Sweden (6%).

Respondents in Ireland (15%), Poland (14%) and Turkey (14%) were the most likely to say that **lack of free time due to family commitments** was the main reason for not travelling. The lowest proportions giving this as their main reason can be seen in Estonia (3%), Sweden (3%) and Iceland (4%).

Q3A. What were the main reasons why you did NOT go on holiday in 2014? Firstly?

	Financial reasons	Health reasons	Lack of free time due to work or study commitments	Prefer to stay at home, no motivation to travel	Lack of free time due to family commitments	Lack of facilities for persons with disabilities	Administrative problems (getting a visa, etc.)	Other (SPONTANEOUS)	Don't know
 EU28	42%	15%	13%	13%	10%	1%	0%	5%	1%
 BE	25%	18%	14%	26%	9%	2%	0%	5%	1%
 BG	53%	14%	13%	8%	8%	1%	0%	2%	1%
 CZ	34%	23%	13%	11%	11%	1%	0%	7%	0%
 DK	27%	18%	16%	22%	5%	1%	0%	9%	2%
 DE	21%	24%	19%	16%	9%	1%	0%	8%	2%
 EE	45%	22%	12%	10%	3%	1%	0%	5%	2%
 IE	42%	9%	10%	17%	15%	2%	0%	5%	0%
 EL	65%	7%	11%	6%	7%	1%	0%	3%	0%
 ES	55%	10%	11%	12%	6%	1%	0%	5%	0%
 FR	38%	18%	14%	15%	9%	1%	0%	5%	0%
 HR	58%	9%	11%	8%	8%	1%	1%	4%	0%
 IT	47%	11%	12%	12%	12%	1%	0%	4%	1%
 CY	57%	12%	7%	9%	8%	0%	0%	6%	1%
 LV	45%	10%	19%	9%	11%	2%	1%	3%	0%
 LT	33%	19%	17%	6%	6%	1%	0%	17%	1%
 LU	29%	19%	14%	20%	7%	2%	0%	8%	1%
 HU	57%	13%	10%	6%	9%	1%	0%	4%	0%
 MT	29%	13%	20%	14%	10%	0%	0%	11%	3%
 NL	39%	18%	6%	22%	5%	1%	0%	9%	0%
 AT	24%	18%	14%	25%	12%	0%	0%	5%	2%
 PL	43%	13%	15%	9%	14%	1%	0%	5%	0%
 PT	59%	8%	13%	8%	7%	0%	0%	4%	1%
 RO	57%	11%	14%	4%	10%	1%	1%	2%	0%
 SI	39%	18%	5%	19%	10%	0%	0%	7%	2%
 SK	46%	15%	11%	8%	9%	1%	1%	8%	1%
 FI	29%	16%	16%	27%	7%	1%	0%	3%	1%
 SE	23%	22%	6%	31%	3%	0%	0%	12%	3%
 UK	35%	18%	12%	17%	10%	3%	0%	5%	0%
 MK	64%	12%	8%	5%	8%	0%	0%	1%	2%
 IS	21%	12%	26%	17%	4%	1%	0%	15%	4%
 ME	51%	17%	12%	6%	11%	0%	0%	3%	0%
 TR	42%	9%	20%	11%	14%	0%	1%	3%	0%
 MD	58%	9%	19%	3%	6%	0%	1%	3%	1%
1st MOST FREQUENTLY MENTIONED ITEM									
2nd MOST FREQUENTLY MENTIONED ITEM									
3rd MOST FREQUENTLY MENTIONED ITEM									
4th MOST FREQUENTLY MENTIONED ITEM									

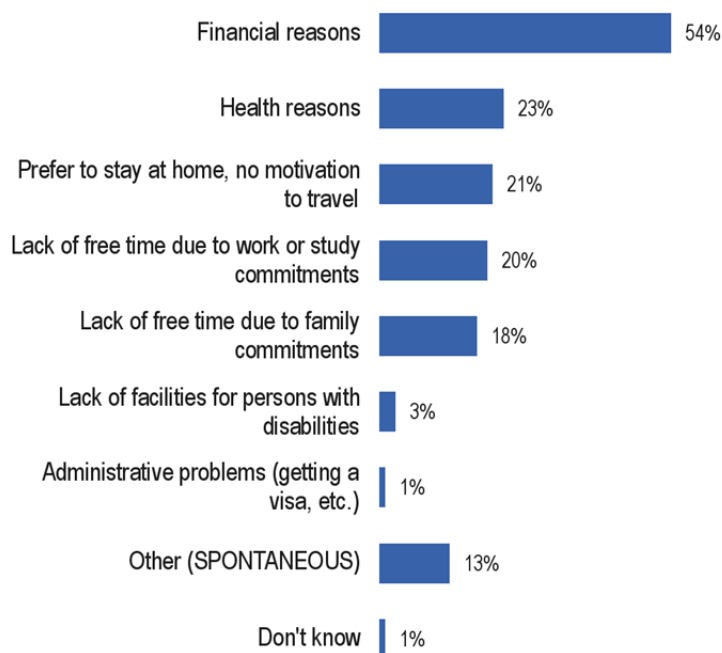
Base: 30% from the total number of respondents – all surveyed countries

(Those who did not take a personal holiday during 2014)

The picture is similar when we consider all of the reasons mentioned by respondents for not going on holiday last year. A majority of respondents (54%) did not do so for financial reasons⁶, while around one in five cite the following reasons: health reasons (23%), a preference to stay at home (21%), lack of free time due to work or study commitments (20%), and lack of free time due to family commitments (18%).

One in eight respondents (13%) spontaneously gave other reasons as to why they did not go away.

Q3T. What were the main reasons why you did NOT go on holiday in 2014? Firstly? And then? (MULTIPLE ANSWERS POSSIBLE)



 EU28

Base: 30% from the total number of respondents – EU28

(Those who did not take a personal holiday during 2014)

In all but three countries covered by the survey, **financial reasons** were the most common explanation for not going on holiday in 2014. The exceptions were Iceland (26%), Sweden (30%) and Belgium (42%). A low proportion of respondents in Germany (32%) also gave this as a reason. The highest proportions citing financial reasons can be seen in the Former Yugoslav Republic of Macedonia (79%), Greece (75%), Montenegro (74%) and Portugal (73%).

Respondents in Estonia (36%), Luxembourg (33%) and the Czech Republic (32%) are most likely to say that they didn't go on holiday in 2014 because of **health reasons**.

⁶ This is in line with the results from last year's survey, where "financial reasons" was stated as the main obstacle to going on holiday.

Respondents in Iceland (12%), Greece (13%) and Turkey (13%) were the least likely to cite health reasons.

In Belgium (44%) and Sweden (38%), the most common reason for not going on holiday was a **preference for staying at home**. A large proportion of respondents in Finland (43%) also gave this reason. This reason was least common among respondents in Moldova (4%) and Romania (7%).



































In Iceland, the most common reason for not going on holiday was a **lack of free time due to work or study commitments** (36%). A high proportion of respondents in Moldova (35%) also gave this reason. This was least likely to be given as a reason by respondents in Sweden (6%), Slovenia (7%) and the Netherlands (9%).

Respondents in Poland (27%) and the Former Yugoslav Republic of Macedonia (26%), were the most likely to say that **lack of free time due to family commitments** was a reason for not travelling. The lowest proportions giving this as a reason can be seen in the Netherlands (7%), Denmark (8%) and Sweden (8%).

Very few respondents say that a **lack of facilities for people with disabilities** was a reason for not going on holiday, although the proportion giving this reason was higher in Belgium (8%), the UK (7%) and Iceland (6%). Respondents in Moldova (4%) were much more likely than those in other countries to say that **administrative problems** (e.g. getting a visa) was a reason for not travelling in 2014.

More than a quarter of respondents spontaneously gave **another reason** for not going on holiday in 2014 in Lithuania (33%), Slovenia (29%), Iceland (29%) and Croatia (26%).

Q3T. What were the main reasons why you did NOT go on holiday in 2014? Firstly? And then?
(MULTIPLE ANSWERS POSSIBLE)

	Financial reasons	Health reasons	Prefer to stay at home, no motivation to travel	Lack of free time due to work or study commitments	Lack of free time due to family commitments	Lack of facilities for persons with disabilities	Administrative problems (getting a visa, etc.)	Other (SPONTANEOUS)	Don't know
 EU28	54%	23%	21%	20%	18%	3%	1%	13%	1%
 BE	42%	28%	44%	21%	20%	8%	2%	15%	1%
 BG	61%	27%	15%	19%	14%	2%	0%	6%	1%
 CZ	49%	32%	21%	23%	22%	4%	0%	13%	0%
 DK	41%	21%	32%	21%	8%	4%	0%	22%	2%
 DE	32%	29%	21%	22%	13%	2%	0%	22%	2%
 EE	64%	36%	16%	18%	16%	3%	0%	14%	2%
 IE	49%	20%	26%	20%	18%	3%	0%	15%	0%
 EL	75%	13%	12%	17%	18%	2%	0%	10%	0%
 ES	62%	15%	18%	16%	12%	1%	0%	10%	0%
 FR	51%	25%	26%	20%	17%	2%	0%	14%	0%
 HR	68%	18%	20%	17%	21%	2%	2%	26%	0%
 IT	56%	16%	16%	17%	19%	1%	0%	12%	1%
 CY	66%	16%	18%	13%	17%	2%	0%	24%	0%
 LV	59%	17%	16%	28%	21%	4%	1%	6%	0%
 LT	49%	26%	14%	24%	15%	2%	1%	33%	0%
 LU	36%	33%	33%	23%	21%	3%	0%	20%	1%
 HU	69%	24%	16%	18%	21%	1%	1%	15%	0%
 MT	38%	16%	17%	23%	18%	1%	0%	19%	3%
 NL	46%	25%	30%	9%	7%	2%	1%	22%	0%
 AT	35%	23%	34%	21%	24%	0%	0%	16%	2%
 PL	61%	25%	17%	29%	27%	4%	1%	8%	0%
 PT	73%	16%	15%	21%	14%	1%	1%	17%	1%
 RO	71%	23%	7%	22%	22%	3%	2%	6%	0%
 SI	61%	31%	35%	7%	18%	1%	0%	29%	2%
 SK	58%	27%	15%	18%	16%	3%	1%	23%	1%
 FI	45%	20%	43%	29%	14%	1%	0%	6%	1%
 SE	30%	28%	38%	6%	8%	1%	0%	18%	3%
 UK	48%	28%	34%	22%	22%	7%	1%	8%	0%
 MK	79%	31%	18%	20%	26%	1%	1%	12%	2%
 IS	26%	12%	19%	36%	11%	6%	0%	29%	4%
 ME	74%	28%	10%	19%	20%	1%	2%	15%	0%
 TR	53%	13%	16%	28%	22%	0%	1%	15%	0%
 MD	71%	16%	4%	35%	19%	1%	4%	18%	1%

Highest percentage per country

Lowest percentage per country

Highest percentage per item

Lowest percentage per item




Base: 30% from the total number of respondents – all surveyed countries

(Those who did not take a personal holiday during 2014)

The **socio-demographic** data shows that:

- Women are more likely than men to mention financial (57% vs. 52%) and health reasons (27% vs. 18%), and to cite lack of time due to family commitments (20% vs. 16%), while men are more likely than women to mention lack of time due to work or study commitments (25% vs. 16%).
- There are a number of differences by age. Among all age groups, 25-39 year-olds (62%) and 40-54 year-olds (64%) are the most likely to cite financial reasons as an obstacle to going on holiday. 25-39 year-olds are also the most likely to cite a lack of time due to family commitments as a reason preventing them from travelling in 2014 (26%). Younger people are more likely to mention lack of time due to work or study commitments (49% of 15-24 year-olds, falling to 7% of those aged 55 or over). A preference for staying at home is strongest among the youngest and oldest age groups (24% of 15-24 year-olds and 26% of those aged 55 or over), while health problems are mentioned much more frequently by older respondents (38% of those aged 55 or over).
- Self-employed respondents (43%) are the most likely to say they were prevented from going on holiday by a lack of time due to work or study commitments (43% vs. 10-34% in other occupational groups), while manual workers are most likely to cite financial reasons (62% vs. 45-57% in other groups). People who are not working are most likely to cite health reasons (32% vs. 7-9% in other groups).

Q3T - What were the main reasons why you did not go on holiday in 2014? Firstly? And then?

	Financial reasons	Health reasons	Prefer to stay at home, no motivation to travel	Lack of free time due to work or study commitments	Lack of free time due to family commitments	Lack of facilities for persons with disabilities	Administrative problems (getting a visa, etc.)	Other (DO NOT READ OUT)	Don't know
EU28	54%	23%	21%	20%	18%	3%	1%	13%	1%
 Sex									
Male	52%	18%	22%	25%	16%	2%	1%	13%	1%
Female	57%	27%	20%	16%	20%	3%	0%	14%	0%
 Age									
15-24	51%	4%	24%	49%	17%	0%	0%	10%	2%
25-39	62%	9%	14%	33%	26%	1%	0%	11%	0%
40-54	64%	14%	16%	22%	18%	3%	1%	11%	1%
55 +	46%	38%	26%	7%	14%	4%	1%	16%	1%
 Respondent occupation scale									
Self-employed	45%	8%	17%	43%	22%	2%	0%	11%	1%
Employee	57%	9%	17%	34%	20%	2%	1%	12%	1%
Manual workers	62%	7%	19%	33%	22%	1%	0%	13%	0%
Not working	53%	32%	23%	10%	16%	3%	1%	14%	1%

IV. HOLIDAY PLANS FOR 2015

The fourth and final chapter of the report focuses on respondents' holiday plans for the coming year. It first analyses the impact of the current economic situation on their holiday plans for 2015, before turning to the expected duration of their holiday and on the destinations they plan to visit.

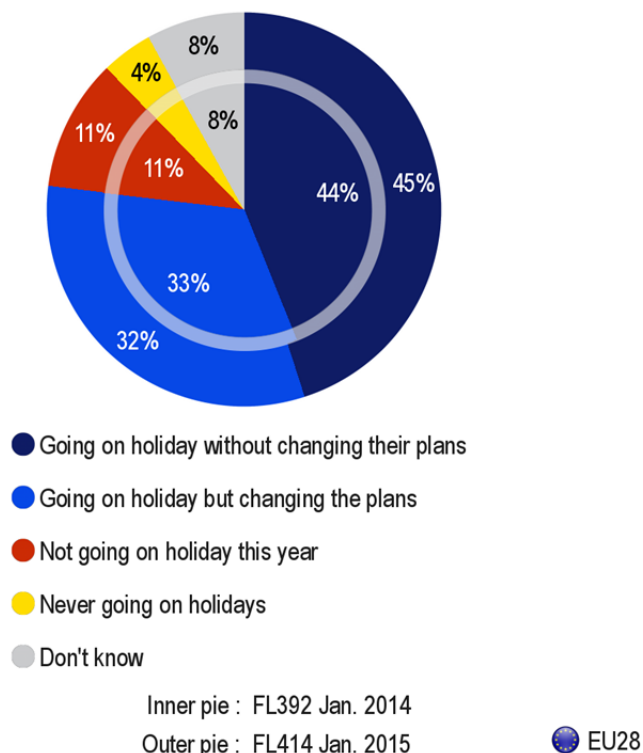
4.1 Impact of the current economic situation on holiday plans for 2015

- Around one in nine EU citizens have decided not to go on holiday this year because of the current economic situation, the same proportion as last year –

All respondents were asked whether the current economic situation had an impact on their holiday plans for 2015. Over four in ten people (45%) say they will go on holiday this year without changing their plans, while a third (32%) will still go on holiday but will change their plans. Around one in nine (11%) will not go on holiday as a result of the economic situation, while 4% say they never go on holiday. Finally, 8% cannot say whether the economic situation will affect their plans.

As illustrated in the chart below, these findings are very similar to those seen in January 2014, with evolutions limited to 1 percentage point.

Q13R. Does the current economic situation have an impact on your holiday plans for 2015?



Base: Total number of respondents – EU28

In eight countries, at least 50% of respondents say that they will **go on holiday without changing their plans**, with a proportion even reaching over 70% in two countries: Germany (76%) and Denmark (72%). At the other end of the scale, less than a fifth of people say that they will go on holiday without changing their plans in Greece (12%), Moldova (15%), the Former Yugoslav Republic of Macedonia (16%) and Cyprus (18%).

The highest increases in the proportions that say they will go on holiday without changing their plans can be observed in Bulgaria (37%, +10), Spain (30%, +8) and Slovakia (43%, +8). The largest decreases can be seen in Finland (52%, -12) and Austria (68%, -7).



































In Cyprus (53%), Greece (52%) and Ireland (50%), at least half of respondents say that they will **still go on holiday but will change their plans**. The proportion saying this has increased in Finland (35%, +12), Cyprus (53%, +10) and Austria (23%, +8), while the largest decreases can be observed in Slovenia (33%, -9), Slovakia (26%, -9) and the Former Yugoslav Republic of Macedonia (36%, -9).

Two countries stand out as having especially high proportions of respondents who say they **will not go on holiday as a result of the economic situation**: Turkey (30%) and Greece (27%). In six countries, no more than 5% of respondents say that the economic situation will stop them from going on holiday in 2015: Austria (3%), Sweden (3%), Germany (4%), Luxembourg (4%), Iceland (4%) and Denmark (5%).

The largest increase in the proportion that say they are not going on holiday because of the economic situation can be seen in Romania (17%, +8), while the largest decreases can be observed in Cyprus (11%, -8) and Turkey (30%, -8).

More than one in ten respondents in the Former Yugoslav Republic of Macedonia (13%) and Hungary (11%) say that they **never go on holiday**.

Q13R. Does the current economic situation have an impact on your holiday plans for 2015?

	Going on holiday without changing their plans		Going on holiday but changing the plans		Not going on holiday this year		Never going on holidays		Don't know	
	FL414 Jan. 2015	Diff. FL414 - FL392 Jan. 2015 - Jan. 2014	FL414 Jan. 2015	Diff. FL414 - FL392 Jan. 2015 - Jan. 2014	FL414 Jan. 2015	Diff. FL414 - FL392 Jan. 2015 - Jan. 2014	FL414 Jan. 2015	Diff. FL414 - FL392 Jan. 2015 - Jan. 2014	FL414 Jan. 2015	Diff. FL414 - FL392 Jan. 2015 - Jan. 2014
 EU28	45%	+1	32%	-1	11%	=	4%	=	8%	=
 BE	48%	-3	32%	+3	13%	+1	3%	=	4%	-2
 BG	37%	+10	30%	-7	17%	-1	5%	=	11%	-3
 CZ	42%	+4	36%	-3	10%	-2	3%	+1	9%	-1
 DK	72%	=	17%	+2	5%	+1	1%	-1	5%	-2
 DE	76%	+2	12%	-3	4%	-1	1%	=	7%	+2
 EE	41%	+2	21%	-2	13%	+5	8%	-2	17%	-4
 IE	36%	-6	50%	+2	9%	+2	1%	=	4%	+1
 EL	12%	+2	52%	-2	27%	+1	1%	-3	8%	=
 ES	30%	+8	39%	-3	17%	-1	5%	-3	9%	-2
 FR	41%	+2	40%	+4	11%	-3	4%	-1	4%	-3
 HR	29%	+5	41%	-4	13%	+1	7%	-1	10%	-1
 IT	24%	+2	44%	-5	13%	=	8%	+1	11%	+1
 CY	18%	+6	53%	+10	11%	-8	3%	+1	15%	-9
 LV	40%	-4	31%	+4	15%	=	3%	-2	11%	+2
 LT	46%	+4	21%	-2	11%	-2	6%	+1	16%	-1
 LU	57%	-3	33%	+4	4%	=	3%	+1	3%	-3
 HU	30%	+3	30%	-3	15%	+2	11%	+3	14%	-5
 MT	29%	-5	26%	+6	19%	+4	7%	=	19%	-6
 NL	62%	-1	26%	+5	6%	=	2%	=	4%	-4
 AT	68%	-7	23%	+8	3%	=	3%	+1	3%	-2
 PL	48%	+3	27%	=	16%	+1	2%	-1	7%	-3
 PT	24%	+2	38%	-3	19%	+3	7%	-2	12%	-2
 RO	24%	-6	40%	+5	17%	+8	8%	=	11%	-8
 SI	45%	+4	33%	-9	9%	+3	5%	=	8%	+2
 SK	43%	+8	26%	-9	16%	+1	4%	-1	11%	+1
 FI	52%	-12	35%	+12	6%	=	2%	=	5%	-1
 SE	64%	-3	22%	+1	3%	=	2%	=	9%	+2
 UK	50%	-1	31%	-3	10%	+3	5%	+1	4%	-1
 MK	16%	-1	36%	-9	11%	-2	13%	+5	24%	+7
 IS	49%	+1	37%	=	4%	-1	0%	=	10%	=
 ME	22%	-3	42%	-2	13%	+3	7%	=	16%	+2
 TR	26%	+5	33%	=	30%	-8	3%	+1	8%	=
 MD	15%	NA*	40%	NA*	15%	NA*	9%	NA*	21%	NA*

Base: Total number of respondents – all surveyed countries

The table below provides more detailed analysis of the ways in which respondents intend to change their holiday plans as a result of the economic situation.

Across the EU as a whole, around one in five respondents (19%) say that they will go on holiday but that they will **spend less**. Respondents are most likely to say this in Cyprus (45%) and Greece (38%), while respondents in Germany (6%) and Denmark (8%) are least likely to say they will spend less on their 2015 holiday.

In total, 7% of respondents say that the current economic situation will affect the **length of their holiday**, with the highest proportions seen in Montenegro (15%), Greece (14%) and Moldova (13%).

At the EU level, just 7% of people say that they will go on holiday at a **different time of year**, with respondents in Ireland (15%) the most likely to say this.

Very few people plan to **change their holiday destination**: only 4% of respondents across the EU say they will do this, and the figure is no more than 6% in any individual country.

Finally, a small minority (2%) mention that they are likely to **spend more**, with respondents in the Czech Republic and Poland (both 5%) most likely to say this.

Q13. Does the current economic situation have an impact on your holiday plans for 2015? (MAX. 3 ANSWERS)

	No, it does not change my holiday plans for 2015	Yes, I will go on holiday and I am likely to spend less	Yes, and I will not go on holiday this year	Yes, I will go on holiday for a different number of days (shorter/ longer)	Yes, I will go on holiday at a different time of year (high/low season)	Yes, I will go on holiday and I am likely to change my destination	Yes, I will go on holiday and I am likely to spend more	I do not go on holidays (SPONTANEOUS)	I haven't yet planned my holiday for 2015 (SPONTANEOUS)	Don't know
EU28	45%	19%	11%	7%	7%	4%	2%	4%	4%	3%
BE	48%	20%	13%	9%	11%	5%	2%	3%	2%	3%
BG	37%	16%	17%	8%	5%	3%	3%	5%	8%	4%
CZ	42%	20%	10%	8%	7%	5%	5%	3%	4%	4%
DK	72%	8%	5%	4%	4%	3%	2%	1%	4%	2%
DE	76%	6%	4%	2%	2%	3%	2%	1%	3%	3%
EE	41%	15%	13%	4%	2%	3%	2%	8%	13%	4%
IE	36%	31%	9%	10%	15%	6%	2%	1%	1%	3%
EL	12%	38%	27%	14%	8%	4%	1%	1%	7%	1%
ES	30%	25%	17%	12%	9%	3%	2%	4%	4%	5%
FR	41%	27%	10%	8%	10%	4%	2%	4%	3%	1%
HR	29%	27%	13%	6%	10%	3%	2%	7%	6%	4%
IT	24%	28%	13%	12%	8%	3%	1%	8%	8%	3%
CY	18%	45%	11%	9%	5%	3%	1%	3%	14%	2%
LV	40%	23%	15%	5%	6%	3%	1%	3%	6%	5%
LT	46%	13%	11%	3%	1%	3%	2%	6%	8%	8%
LU	57%	20%	4%	7%	11%	6%	2%	4%	2%	1%
HU	30%	17%	15%	8%	4%	3%	2%	11%	11%	3%
MT	29%	15%	19%	3%	4%	4%	3%	7%	16%	3%
NL	62%	16%	7%	7%	7%	3%	2%	2%	2%	2%
AT	67%	16%	3%	5%	5%	4%	1%	3%	3%	1%
PL	48%	13%	16%	6%	3%	4%	5%	2%	2%	4%
PT	24%	23%	19%	8%	9%	4%	3%	7%	9%	3%
RO	24%	24%	16%	7%	7%	2%	3%	8%	6%	5%
SI	45%	24%	9%	8%	1%	3%	0%	6%	7%	1%
SK	43%	17%	15%	5%	3%	2%	3%	4%	6%	6%
FI	52%	23%	6%	5%	9%	2%	2%	2%	2%	3%
SE	64%	12%	3%	5%	3%	1%	4%	2%	6%	3%
UK	50%	16%	9%	6%	9%	6%	4%	5%	2%	2%
MK	16%	27%	11%	9%	7%	4%	2%	13%	23%	1%
IS	49%	26%	4%	5%	3%	4%	4%	0%	5%	5%
ME	22%	29%	13%	15%	8%	4%	1%	7%	13%	3%
TR	26%	19%	30%	4%	6%	2%	4%	3%	5%	3%
MD	15%	23%	15%	13%	3%	3%	3%	9%	16%	5%

Highest percentage per country Lowest percentage per country
 Highest percentage per item Lowest percentage per item

Base: Total number of respondents – all surveyed countries

Looking at the **socio-demographic** variations, men are more likely than women to say that their holiday plans are unchanged (49% vs. 42%).




Younger respondents are the most likely to say they are going on holiday but changing their plans (41% of 15-24 year-olds, falling to 23% of those aged 55 or over), whereas those aged 40 or over are the most likely to say they will not be going on holiday in 2015 (13% vs. 6% of 15-24 year-olds).

Respondents who completed their education at the age of 20 or over are the most likely to say they will still go on holiday without changing their plans (51% vs. 34% of those who ended school by the age of 15). Correspondingly, those who ended school by the age of 15 are the most likely to say they will not be going on holiday this year (20% vs. 8% of those who finished their education at the age of 20 or over).

Employees (52%) and self-employed people (49%) are more likely to say they intend to go on holiday without changing their plans, compared with manual workers and people who are not working (both 40%).

Respondents who took long holidays in 2014 are the most likely to say that they will not change their plans in 2015 (59% of those who spent more than 13 nights away, compared with 51% of those who went away for no more than 3 nights, and 37% of those who didn't go away at all in 2014). In addition, the respondents who say they are not going on holiday at all in 2015 are often those that didn't go away in 2014: 21% compared with 3% of those who spent 4 or more nights away on holiday.

Q13R Does the current economic situation have an impact on your holiday plans for 2015? (3. ANSWERS POSSIBLE)

	Going on holiday without changing their plans	Going on holiday but changing the plans	Not going on holiday this year	Never going on holidays	Don't know/ NA
EU28	45%	32%	11%	4%	8%
 Age					
15-24	46%	41%	6%	1%	6%
25-39	45%	38%	9%	2%	6%
40-54	43%	33%	13%	3%	8%
55 +	47%	23%	13%	8%	9%
 Education (End of)					
15-	34%	23%	20%	12%	11%
16-19	43%	32%	13%	4%	8%
20+	51%	33%	8%	2%	6%
Still studying	48%	40%	5%	1%	6%
 Respondent occupation scale					
Self-employed	49%	31%	10%	3%	7%
Employee	52%	35%	6%	2%	5%
Manual workers	40%	34%	14%	3%	9%
Not working	40%	30%	15%	6%	9%
Types of holiday 2014					
>13 nights	59%	32%	3%	1%	5%
4 to 13 nights	56%	35%	3%	1%	5%
<= 3 nights	51%	37%	6%	1%	5%
No trip	37%	24%	21%	7%	11%

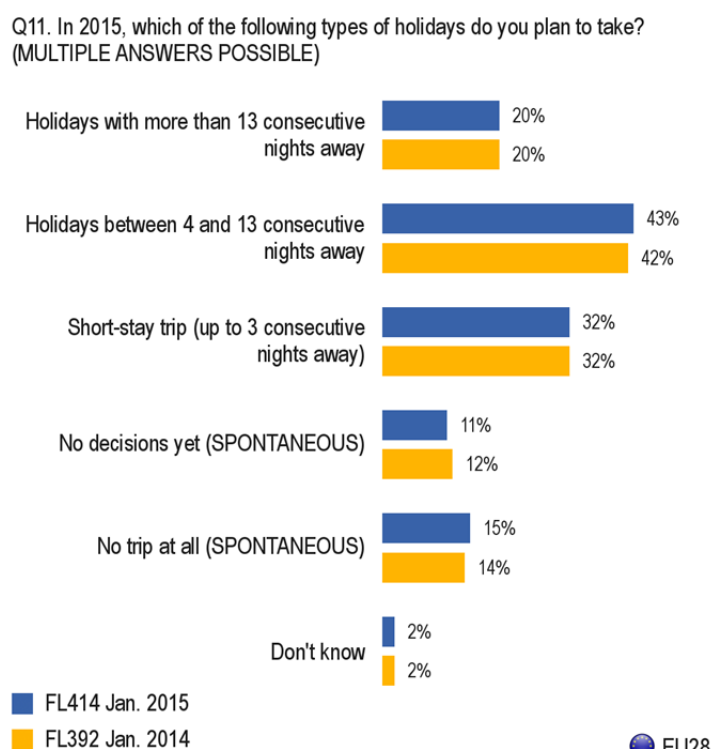
4.2 Duration of holidays planned for 2015

– *Very similar situation to last year regarding the duration of holidays planned for 2015* –

Over four in ten respondents (43%, +1 pp compared with last year) are planning to take holidays lasting between 4 and 13 consecutive nights in 2015, while 32% (no change) are planning to take short-stay trips of up to three consecutive nights. A fifth (20%, no change) are planning more than 13 nights away.

One person in nine (11%, -1) spontaneously say they have made no decisions yet, while 15% (+1) spontaneously say that they are not planning any kind of trip at all.

These findings are very similar to those seen in January 2014, as illustrated in the chart below.



Base: Total number of respondents – EU28



































Respondents in Luxembourg (35%) and the Netherlands (35%) are most likely to be planning long holidays lasting **more than 13 consecutive nights** in 2015. The lowest proportions planning this length of trip are in Bulgaria (5%) and Estonia (5%). As mentioned, in most countries, findings are very similar to those observed in the previous survey; however, the largest increase since January 2014 can be seen in Belgium (27%, +4), while the largest decreases can be observed in Estonia (5%, -5) and Turkey (8%, -4).

In eight countries, more than half of respondents say they are planning a holiday lasting **between 4 and 13 consecutive nights**. Respondents are most likely to say this in Luxembourg (61%), the UK (58%), Sweden (57%) and the Czech Republic (56%), while the lowest proportions can be seen in Turkey (22%), Moldova (22%) and the Former Yugoslav Republic of Macedonia (26%). Large increases in the proportions planning this length of holiday can be seen in France (45%, +12) and Luxembourg (61%, +8), while the largest decreases can be found in the Former Yugoslav Republic of Macedonia (26%, -14) and Slovenia (43%, -7).

Respondents in Finland (56%) and the UK (50%) are the most likely to be planning a **short-stay trip of up to three consecutive nights** in 2015. The lowest proportions can be observed in the Former Yugoslav Republic of Macedonia (12%), Montenegro (13%), Slovenia (15%) and Malta (16%). There are large increases in the proportions planning a short-stay trip, most notably in Luxembourg (45%, +17), Belgium (47%, +11) and Cyprus (21%, +11), while a large decrease can be seen in Iceland (24%, -10).

In three countries, a quarter of respondents or more say spontaneously that they are **not planning to travel at all** in 2015: Malta (29%), Estonia (26%) and Hungary (25%). Respondents are most likely to say that they have **not yet made any decisions** about their 2015 holidays in the Former Yugoslav Republic of Macedonia (30%), Cyprus (27%) and Estonia (25%).

Q11. In 2015, which of the following types of holidays do you plan to take? (MULTIPLE ANSWERS POSSIBLE)

		Holidays with more than 13 consecutive nights away		Holidays between 4 and 13 consecutive nights away		Short-stay trip (up to 3 consecutive nights away)		No decisions yet (SPONTANEOUS)		No trip at all (SPONTANEOUS)		Don't know	
		FL414 Jan. 2015	Diff. FL414 - FL392 Jan. 2015 - Jan. 2014	FL414 Jan. 2015	Diff. FL414 - FL392 Jan. 2015 - Jan. 2014	FL414 Jan. 2015	Diff. FL414 - FL392 Jan. 2015 - Jan. 2014	FL414 Jan. 2015	Diff. FL414 - FL392 Jan. 2015 - Jan. 2014	FL414 Jan. 2015	Diff. FL414 - FL392 Jan. 2015 - Jan. 2014	FL414 Jan. 2015	Diff. FL414 - FL392 Jan. 2015 - Jan. 2014
	EU28	20%	=	43%	+1	32%	=	11%	-1	15%	+1	2%	=
	BE	27%	+4	55%	+6	47%	+11	7%	-5	14%	-1	2%	+1
	BG	5%	=	38%	+3	26%	-5	15%	=	18%	+1	2%	+1
	CZ	13%	=	56%	+3	28%	-2	5%	-3	14%	=	3%	=
	DK	21%	+2	51%	=	28%	+7	14%	-4	11%	=	0%	-1
	DE	25%	=	44%	-6	26%	-5	9%	+2	18%	+3	2%	=
	EE	5%	-5	29%	+1	18%	+1	25%	+3	26%	+1	1%	-2
	IE	23%	-1	54%	-5	40%	-5	5%	-2	5%	-1	0%	=
	EL	11%	=	31%	+1	34%	+7	10%	-5	17%	-3	2%	+1
	ES	14%	+1	37%	+2	32%	+2	9%	-2	17%	=	4%	=
	FR	26%	+3	45%	+12	27%	+4	13%	-5	13%	-4	1%	-2
	HR	14%	=	41%	+6	29%	+6	8%	-2	16%	-4	2%	=
	IT	17%	+1	34%	-1	21%	-7	17%	-2	15%	+1	2%	+1
	CY	8%	+1	34%	=	21%	+11	27%	-4	13%	-7	1%	=
	LV	11%	+1	33%	=	33%	-4	15%	+4	16%	-2	1%	-1
	LT	8%	-2	32%	=	26%	-1	16%	+1	17%	=	4%	+1
	LU	35%	+3	61%	+8	45%	+17	9%	-3	7%	-1	2%	+1
	HU	6%	+1	28%	+2	37%	=	11%	-5	25%	+3	1%	=
	MT	7%	+1	33%	-2	16%	+4	17%	-10	29%	+9	2%	-2
	NL	35%	-2	48%	-6	32%	-2	12%	+3	11%	+2	1%	=
	AT	21%	+1	52%	-2	41%	+3	5%	-3	15%	+4	1%	=
	PL	15%	-2	41%	=	36%	+3	6%	-3	15%	+1	2%	=
	PT	12%	=	28%	-4	26%	-2	19%	+2	22%	=	2%	=
	RO	11%	+3	32%	+1	30%	-4	11%	-2	18%	+4	1%	-2
	SI	11%	-2	43%	-7	15%	-7	21%	+8	16%	+4	2%	+1
	SK	10%	=	40%	-1	23%	-3	9%	+2	19%	+4	4%	+1
	FI	16%	-1	45%	-6	56%	+9	8%	+1	6%	-1	2%	+1
	SE	22%	-2	57%	+4	41%	+6	11%	-3	8%	+1	1%	-1
	UK	29%	+1	58%	+1	50%	+2	8%	-2	12%	+2	2%	+1
	MK	11%	-1	26%	-14	12%	=	30%	+7	23%	+5	1%	=
	IS	24%	+2	43%	+3	24%	-10	17%	-1	2%	-1	2%	=
	ME	11%	-2	37%	-5	13%	-8	23%	+8	18%	+5	2%	-1
	TR	8%	-4	22%	-3	39%	-3	10%	-2	23%	-1	2%	-2
	MD	15%	NA*	22%	NA*	18%	NA*	23%	NA*	19%	NA*	4%	NA*

Base: Total number of respondents – all surveyed countries

Findings from the **socio-demographic** analysis show that:

- Respondents aged 55 or over are less likely to be planning a trip at all in 2015 (25% are not planning to take a trip vs. 6-13% in the other age groups). In particular, respondents aged 55 or over are less likely than other age groups to be planning a holiday lasting between 4 and 13 nights (35% vs. 45-51% in other age groups).
- Those who left school by the age of 15 are the least likely to be planning to take a holiday in 2015 (33% are not planning to take a trip vs. 9% of those who finished education at the age of 20 or over). Again, this difference is most prominent in relation to holidays lasting between 4 and 13 nights (26% of those who left school by the age of 15, compared with 50% of those who finished education at the age of 20 or over).

Respondents' plans for 2015 generally reflect what they did in 2014: more than half of those who went on holidays of different durations are planning to take the same length of holiday again this year. In particular, 68% of those who went on a holiday lasting between four and 13 nights in 2014 say they plan to take the same length of holiday in 2015. Similarly, the respondents who say they are not planning to take a trip at all in 2015 are often those who did not travel in 2014 (28% vs. 4-5% of those who took holidays of various durations in 2014).

Q11 In 2015, which of the following types of holidays do you plan to take? (MULTIPLE ANSWERS POSSIBLE)

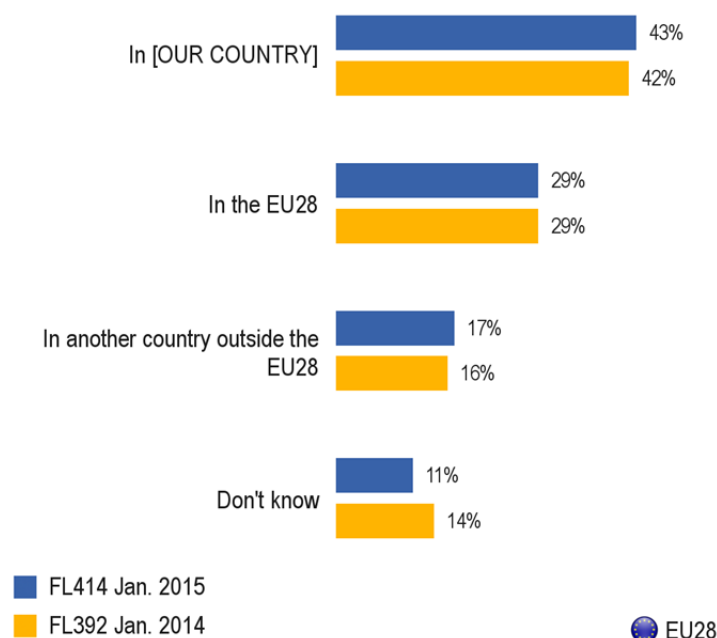
	Holidays with more than 13 consecutive nights away	Holidays between 4 and 13 consecutive nights away	Short-stay trip (up to 3 consecutive nights away)	No decisions yet (DO NOT READ OUT)	No trip at all (DO NOT READ OUT)
EU28	20%	43%	32%	11%	15%
Age					
15-24	21%	51%	36%	7%	6%
25-39	19%	49%	37%	10%	8%
40-54	21%	45%	34%	10%	13%
55 +	20%	35%	25%	13%	25%
Education (End of)					
15-	15%	26%	20%	14%	33%
16-19	19%	41%	32%	11%	17%
20+	23%	50%	36%	9%	9%
Still studying	22%	52%	33%	8%	4%
Types of holiday 2014					
>13 nights	55%	50%	33%	9%	4%
4 to 13 nights	25%	68%	35%	8%	4%
<= 3 nights	23%	51%	52%	9%	5%
No trip	12%	21%	27%	18%	28%

4.3 Destinations of holidays planned for 2015

- In terms of destinations as well, plans for 2015 are very similar to those made one year before –

Looking ahead to their *main* holiday in 2015, respondents who said previously that they planned to go away were asked where they intended to go. Over four in ten of them (43%, +1 compared with 2014) say they plan to spend their main holiday in their own country, while almost three in ten (29%, no change) intend to spend their main holiday somewhere in the EU. Roughly one in six respondents (17%, +1) plan to travel to a country outside the EU, while 11% do not know where they will go.

Q12A. In which country do you plan to spend your main holiday in 2015?
By 'main holiday' we mean the holiday that will be the most important for you in 2015.

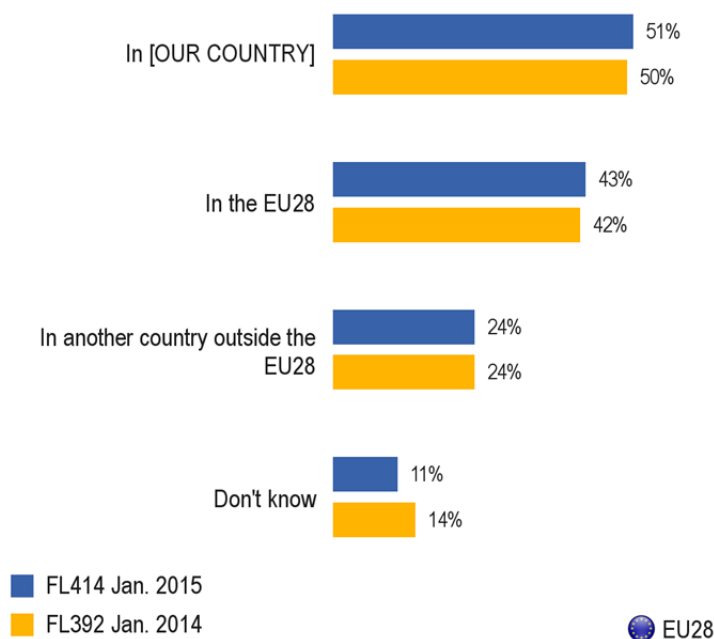


Base: 72% from the total number of respondents – EU28

(Those who plan to take holidays during 2015)

Respondents were then asked about *all* of the countries they plan to visit in 2015 (not just during their main holiday). Around half (51%, +1 compared with 2014) plan to spend a holiday in their own country in 2015, while a slightly lower proportion (43%, +1) plan to visit a country in the EU. Around a quarter (24%, no change) are planning to visit a country outside the EU. Here again, the situation is very similar to the one observed in January 2014.

Q12T. In which countries do you plan to spend your holidays in 2015?
(MULTIPLE ANSWERS POSSIBLE)



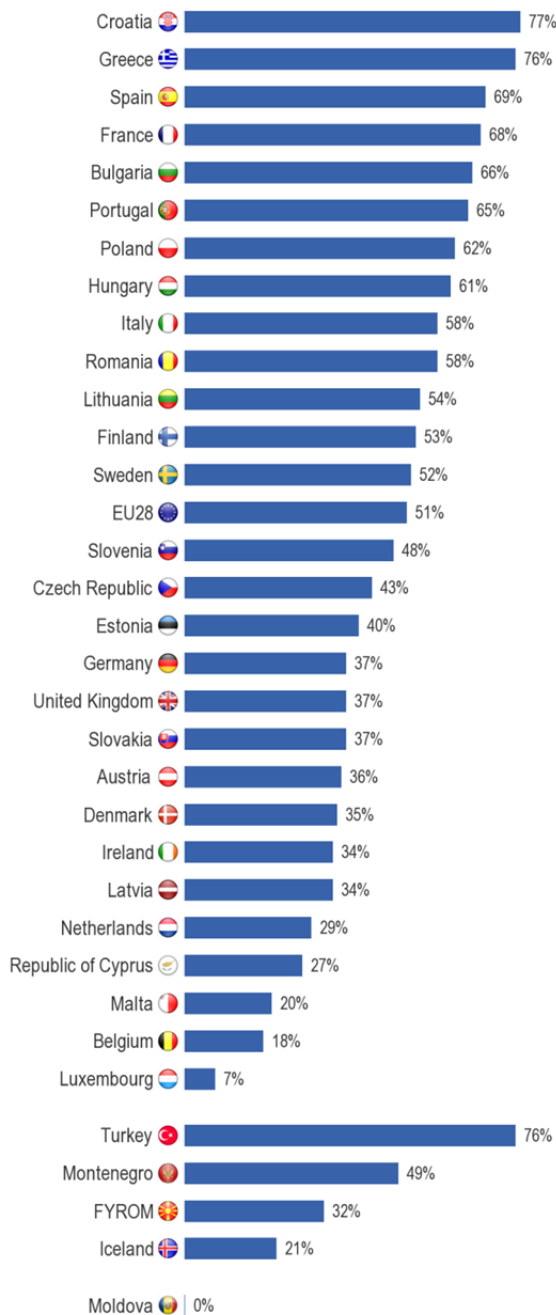
Base: 72% from the total number of respondents – EU28

(Those who plan to take holidays during 2015)

As seen in the previous chart, around half of respondents across the EU (51%) plan to take a holiday in 2015 **in their own country** (either as their main holiday or another holiday). In 14 countries, more than 50% of people intend to spend a holiday in their country. The proportion is highest among respondents in Croatia (77%) and Greece and Turkey (both 76%). However, people are much less likely to plan to go on holiday in their own country in Luxembourg (7%), Belgium (18%), Malta (20%) and Iceland (21%).

Question: Q12T. In which countries do you plan to spend your holidays in 2015? (MULTIPLE ANSWERS POSSIBLE)

Answers: In [OUR COUNTRY]



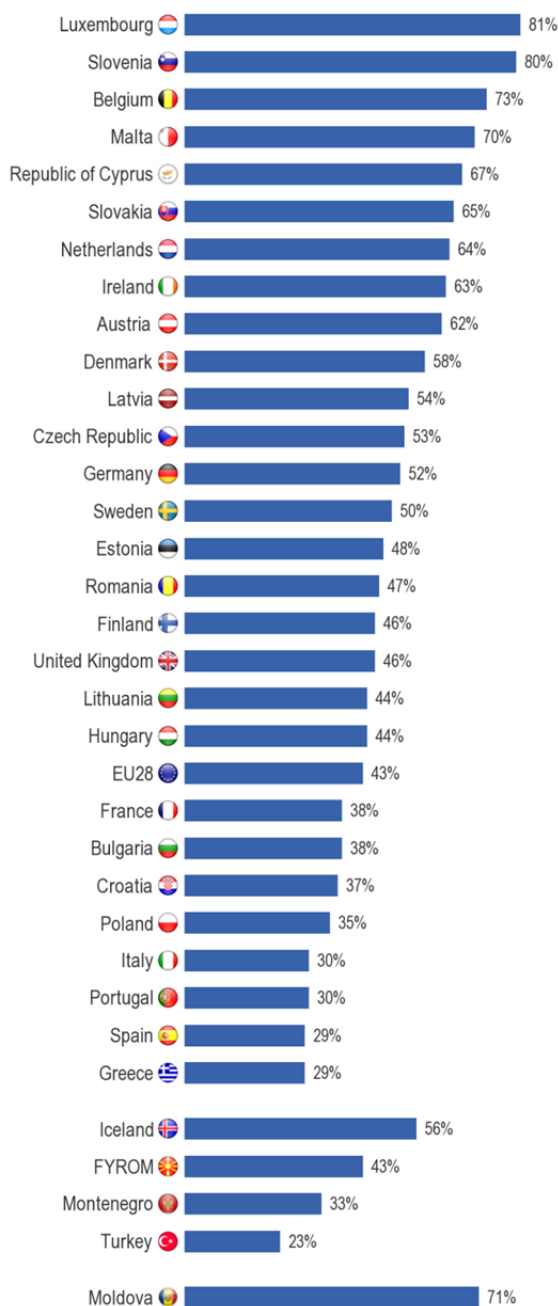
Base: 72% from the total number of respondents – EU28

(Those who plan to take holidays during 2015)

In 15 countries, more than half of respondents say they are planning to visit **an EU country** in 2015. Respondents in Luxembourg (81%) and Slovenia (80%) are the most likely to say they are planning to visit another EU country. However, the proportion is much lower among respondents in Turkey (23%), Greece (29%), Spain (29%), Portugal (30%) and Italy (30%).

Question: Q12T. In which countries do you plan to spend your holidays in 2015? (MULTIPLE ANSWERS POSSIBLE)

Answers: In the EU28



Base: 72% from the total number of respondents – EU28

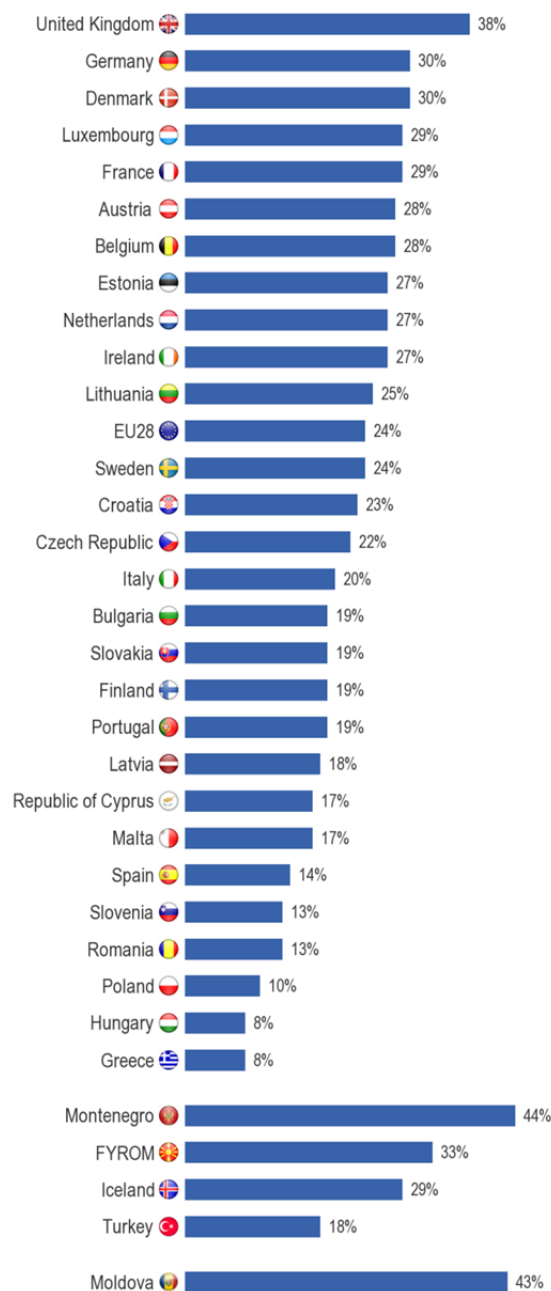
(Those who plan to take holidays during 2015)

In ten EU Member States, more than a quarter of respondents say that they will travel to a **country outside the EU**. The proportion is highest in the UK (38%), followed by Germany (30%), Denmark (30%), Luxembourg (29%) and France (29%). By contrast, less than a tenth of respondents in Greece and Hungary (both 8%) expect to travel outside the EU in 2015.

Unsurprisingly, plans to travel to non-EU countries are more common among respondents living outside the EU, such as in Montenegro (44%) and Moldova (43%).

Question: Q12T. In which countries do you plan to spend your holidays in 2015? (MULTIPLE ANSWERS POSSIBLE)

Answers: In another country outside the EU28



Base: 72% from the total number of respondents – EU28

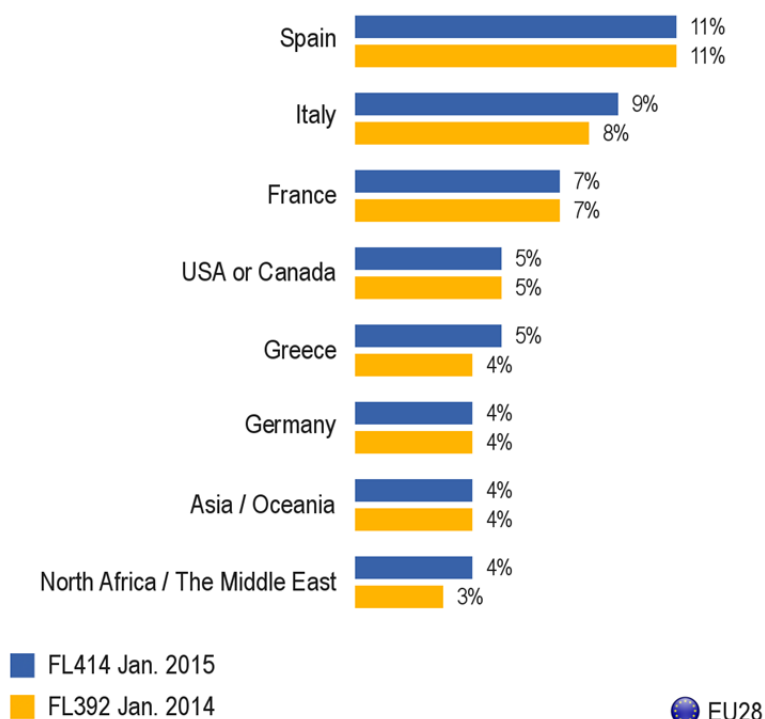
(Those who plan to take holidays during 2015)

We now look at the main holiday destinations that respondents plan to visit in 2015. The following chart shows the **top eight destinations excluding domestic holidays** (domestic holidays are covered in the next section).

Spain is the most popular destination for planned visits in 2015 (chosen by 11% of respondents from other countries), followed by Italy (9%), France (7%), USA or Canada (5%), Greece (5%), Germany (4%), Asia or Oceania (4%) and North Africa or the Middle East (4%).

These findings have remained very similar since last year, with changes of no more than 1 percentage point for any of these top destinations for planned holidays.

Q12T. Top 8 foreign destinations for holidays planned for the upcoming year (Excluding domestic holidays)



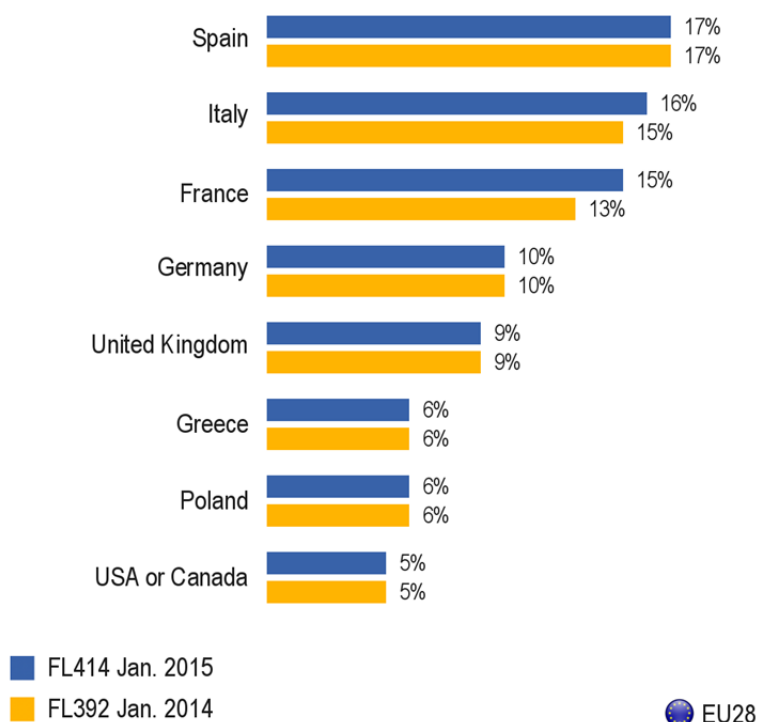
Base: 72% from the total number of respondents – EU28

(Those who plan to take holidays during 2015)

The following chart shows the **top eight planned destinations including domestic holidays**. Spain again ranks highest (chosen by 17% of respondents, including people living in this country), closely followed by Italy (16%) and France (15%). Germany (10%) and the UK (9%) are chosen by around one in ten respondents, followed by Greece (6%), Poland (6%) and USA or Canada (5%).

Once again, findings are very similar to the planned destinations a year ago. Besides an increase of 2 percentage points in the proportion planning to take a holiday in France, there are no differences of more than 1 percentage point among these destinations.

Q12T. Top 8 destinations for holidays planned for the upcoming year
(Including domestic holidays)



Base: 72% from the total number of respondents – EU28

(Those who plan to take holidays during 2015)

The **socio-demographic** results show that:

- Young people (aged 15-24) are more likely than older respondents to plan to go on holiday outside of their own country; either to another EU country (53% vs. 41-42% in other age groups) or outside the EU (29% vs. 22-23%).
- More than half of manual workers (57%) and people who are not working (54%) say they plan to spend a holiday in their own country, whereas only 46% of self-employed people and 49% of employees intend to do so. Plans to visit other EU countries are more common among employees (46%) and self-employed people (45%) than among manual workers (39%) and people not working (42%). Self-employed people are most likely to want to go on holiday outside the EU in 2015 (28% vs. 19-25% in the other occupational groups).

Q12T - In which countries do you plan to spend your holidays in 2015? (MULTIPLE ANSWERS POSSIBLE)

	In [OUR COUNTRY]	In the EU28	In another country outside the EU28	Don't know
EU28	51%	43%	24%	11%
Age				
15-24	38%	53%	29%	12%
25-39	52%	41%	23%	13%
40-54	54%	42%	22%	11%
55 +	56%	42%	23%	9%
Respondent occupation scale				
Self-employed	46%	45%	28%	11%
Employee	49%	46%	25%	13%
Manual workers	57%	39%	19%	10%
Not working	54%	42%	22%	10%

ANNEXES

TECHNICAL SPECIFICATIONS

FLASH EUROBAROMETER 414

"Preferences of Europeans towards tourism"

TECHNICAL SPECIFICATIONS

Between the 22 and the 28 of January 2015, TNS Political & Social, a consortium created between TNS political & social, TNS UK and TNS opinion, carried out the survey FLASH EUROBAROMETER 414 about "Preferences of Europeans towards tourism".

This survey has been requested by the EUROPEAN COMMISSION, Directorate-General for Internal Market, Industry, Entrepreneurship and SMEs. It is a general public survey co-ordinated by the Directorate-General for Communication (DG COMM "Strategy, Corporate Communication Actions and Eurobarometer" Unit). The FLASH EUROBAROMETER 414 covers the population of the respective nationalities of the European Union Member States, resident in each of the 28 Member States and aged 15 years and over. It was also conducted in four candidate countries (Turkey, the Former Yugoslav Republic of Macedonia, Iceland and Montenegro) and in Moldova. The survey covers the national population of citizens (in these countries) as well as the population of citizens of all the European Union Member States that are residents in these countries and have a sufficient command of the national languages to answer the questionnaire. All interviews were carried using the TNS e-Call center (our centralized CATI system). In every country respondents were called both on fixed lines and mobile phones. The basic sample design applied in all states is multi-stage random (probability). In each household, the respondent was drawn at random following the "last birthday rule".

TNS has developed its own RDD sample generation capabilities based on using contact telephone numbers from responders to random probability or random location face to face surveys, such as Eurobarometer, as seed numbers. The approach works because the seed number identifies a working block of telephone numbers and reduces the volume of numbers generated that will be ineffective. The seed numbers are stratified by NUTS2 region and urbanisation to approximate a geographically representative sample. From each seed number the required sample of numbers are generated by randomly replacing the last two digits. The sample is then screened against business databases in order to exclude as many of these numbers as possible before going into field. This approach is consistent across all countries.

Readers are reminded that survey results are estimations, the accuracy of which, everything being equal, rests upon the sample size and upon the observed percentage. With samples of about 1,000 interviews, the real percentages vary within the following confidence limits:

**Statistical Margins due to the sampling process
(at the 95% level of confidence)**

various sample sizes are in rows

various observed results are in columns

	5%	10%	15%	20%	25%	30%	35%	40%	45%	50%	
	95%	90%	85%	80%	75%	70%	65%	60%	55%	50%	
N=50	6,0	8,3	9,9	11,1	12,0	12,7	13,2	13,6	13,8	13,9	N=50
N=500	1,9	2,6	3,1	3,5	3,8	4,0	4,2	4,3	4,4	4,4	N=500
N=1000	1,4	1,9	2,2	2,5	2,7	2,8	3,0	3,0	3,1	3,1	N=1000
N=1500	1,1	1,5	1,8	2,0	2,2	2,3	2,4	2,5	2,5	2,5	N=1500
N=2000	1,0	1,3	1,6	1,8	1,9	2,0	2,1	2,1	2,2	2,2	N=2000
N=3000	0,8	1,1	1,3	1,4	1,5	1,6	1,7	1,8	1,8	1,8	N=3000
N=4000	0,7	0,9	1,1	1,2	1,3	1,4	1,5	1,5	1,5	1,5	N=4000
N=5000	0,6	0,8	1,0	1,1	1,2	1,3	1,3	1,4	1,4	1,4	N=5000
N=6000	0,6	0,8	0,9	1,0	1,1	1,2	1,2	1,2	1,3	1,3	N=6000
N=7000	0,5	0,7	0,8	0,9	1,0	1,1	1,1	1,1	1,2	1,2	N=7000
N=7500	0,5	0,7	0,8	0,9	1,0	1,0	1,1	1,1	1,1	1,1	N=7500
N=8000	0,5	0,7	0,8	0,9	0,9	1,0	1,0	1,1	1,1	1,1	N=8000
N=9000	0,5	0,6	0,7	0,8	0,9	0,9	1,0	1,0	1,0	1,0	N=9000
N=10000	0,4	0,6	0,7	0,8	0,8	0,9	0,9	1,0	1,0	1,0	N=10000
N=11000	0,4	0,6	0,7	0,7	0,8	0,9	0,9	0,9	0,9	0,9	N=11000
N=12000	0,4	0,5	0,6	0,7	0,8	0,8	0,9	0,9	0,9	0,9	N=12000
N=13000	0,4	0,5	0,6	0,7	0,7	0,8	0,8	0,8	0,9	0,9	N=13000
N=14000	0,4	0,5	0,6	0,7	0,7	0,8	0,8	0,8	0,8	0,8	N=14000
N=15000	0,3	0,5	0,6	0,6	0,7	0,7	0,8	0,8	0,8	0,8	N=15000
	5%	10%	15%	20%	25%	30%	35%	40%	45%	50%	
	95%	90%	85%	80%	75%	70%	65%	60%	55%	50%	

ABBR.	COUNTRIES	INSTITUTES	N° INTERVIEWS	FIELDWORK DATES		POPULATION 15+
BE	Belgium	TNS Dimarso	1.000	22/01/2015	28/01/2015	8.939.546
BG	Bulgaria	TNS BBSS	1.006	22/01/2015	26/01/2015	6.537.510
CZ	Czech Rep.	TNS Aisa s.r.o	1.000	22/01/2015	27/01/2015	9.012.443
DK	Denmark	TNS Gallup A/S	1.005	22/01/2015	27/01/2015	4.561.264
DE	Germany	TNS Infratest	1.500	22/01/2015	27/01/2015	64.336.389
EE	Estonia	TNS Emor	500	22/01/2015	26/01/2015	945.733
IE	Ireland	IMS Millward Brown	1.000	22/01/2015	28/01/2015	3.522.000
EL	Greece	TNS ICAP	1.000	22/01/2015	27/01/2015	8.693.566
ES	Spain	TNS Demoscopia S.A	1.500	22/01/2015	28/01/2015	39.127.930
FR	France	TNS Sofres	1.509	22/01/2015	28/01/2015	47.756.439
HR	Croatia	HENDAL	500	22/01/2015	26/01/2015	3.749.400
IT	Italy	TNS ITALIA	1.505	22/01/2015	27/01/2015	51.862.391
CY	Rep. of Cyprus	CYMAR	501	22/01/2015	23/01/2015	705.360
LV	Latvia	TNS Latvia	500	22/01/2015	27/01/2015	1.447.866
LT	Lithuania	TNS LT	500	22/01/2015	23/01/2015	2.829.740
LU	Luxembourg	TNS Dimarso	500	22/01/2015	28/01/2015	434.878
HU	Hungary	TNS Hoffmann Kft	1.004	22/01/2015	26/01/2015	8.320.614
MT	Malta	MISCO International Ltd	505	22/01/2015	26/01/2015	335.476
L	Netherlands	TNS NIPO	1.002	22/01/2015	27/01/2015	13.371.980
AT	Austria	TNS Austria	1.004	22/01/2015	27/01/2015	7.009.827
PL	Poland	TNS OBOP	1.500	22/01/2015	28/01/2015	32.413.735
PT	Portugal	TNS EUROTESTE	1.000	22/01/2015	28/01/2015	8.080.915
RO	Romania	TNS CSOP	1.006	22/01/2015	27/01/2015	18.246.731
SI	Slovenia	RM PLUS	502	22/01/2015	23/01/2015	1.759.701
SK	Slovakia	TNS AISA Slovakia	1.000	22/01/2015	26/01/2015	4.549.956
FI	Finland	TNS Gallup Oy	1.000	22/01/2015	28/01/2015	4.440.004
SE	Sweden	TNS SIFO	1.000	22/01/2015	28/01/2015	7.791.240
UK	United Kingdom	TNS UK	1.502	22/01/2015	28/01/2015	51.848.010
TOTAL EU28			27.051	22/01/2015	28/01/2015	412.630.644
TR	Turkey	TNS PIAR	1.021	22/01/2015	28/01/2015	54.844.406
MK	Former Yugoslav Rep. of Macedonia	TNS Brima	500	22/01/2015	28/01/2015	1.678.404
IS	Iceland	Capacent ehf	500	22/01/2015	26/01/2015	252.277
ME	Montenegro	TNS Medium Gallup	521	22/01/2015	28/01/2015	622.777
MD	Moldova	Institutul de Marketing si Sondaje IMAS-INC	508	22/01/2015	28/01/2015	2.988.392
TOTAL			30.101	22/01/2015	28/01/2015	473.016.900

QUESTIONNAIRE

ASK ALL

Q1	During 2014, how many times did you travel for professional or personal reasons where you were away from home for a minimum of one night? (M)
----	---

INT.: IF "NO TRAVEL", CODE 000 - IF "DON'T KNOW", CODE 999
--

--	--	--

FL392 Q1

ASK Q2A AND Q2B IF RESPONDENTS TRAVELLED A MINIMUM OF ONE NIGHT, Q1>0 AND ≠ 99 –OTHERS GO TO Q3
--

Q2A: CODES 4 AND 5 ARE EXCLUSIVE

Q2A	Thinking only about your personal travels in 2014, which of the following types of holiday did you take? (M)
-----	--

(READ OUT –MULTIPLE ANSWERS POSSIBLE EXCEPT ANSWER 4 = EXCLUSIVE)

Holidays with more than 13 consecutive nights away	1,
Holidays between 4 and 13 consecutive nights away	2,
Short-stay trip (up to 3 consecutive nights away)	3,
No trip at all (DO NOT READ OUT)	4,
DK/NA (DO NOT READ OUT)	5,

FL392 Q2A

Q2B	Thinking only about your personal travels in 2014, how many times did you stay for a minimum of four consecutive nights in the following types of accommodation? (M)
-----	--

(READ OUT - ONE ANSWER ONLY)

	1	2	3	4	5 time s or more	Non e/ zero	DK/ NA (DO NOT REA D OUT)

1	In paid accommodation (such as a hotel, a rented apartment or house) with less than 20 guests	1	2	3	4	5	6	7
2	In paid accommodation with more than 20 guests	1	2	3	4	5	6	7
3	In own property/ second home	1	2	3	4	5	6	7
4	At friends or relatives	1	2	3	4	5	6	7
5	On a camping site (tent, motorhome, caravan, etc.)	1	2	3	4	5	6	7
6	In another type of accommodation	1	2	3	4	5	6	7

FL392 Q2B

ASK Q3 ONLY IF THE RESPONDENT SAYS THAT HE OR SHE DID NOT STAY AWAY IN 2014,
Q2A=4 OR Q1=0, OTHERS GO TO Q4A

Q3A: ROTATE ITEMS 1 TO 7

Q3A: ITEM 6 SHOULD ALWAYS BE ASKED AFTER ITEM 5 (N)

Q3A What were the main reasons why you did NOT go on holiday in 2014? Firstly?

(READ OUT - ONE ANSWER ONLY)

Financial reasons	1
Lack of free time due to work or study commitments	2
Lack of free time due to family commitments	3
Prefer to stay at home, no motivation to travel	4
Lack of facilities for persons with disabilities	5
Health reasons	6
Administrative problems (getting a visa, etc.)	7
Other (DO NOT READ OUT)	8
DK/NA (DO NOT READ OUT)	9

NEW BASED ON FL392 Q3A

Q3B: ROTATE ITEMS 1 TO 7

Q3B: ITEM 6 SHOULD ALWAYS BE ASKED AFTER ITEM 5 (N)

Q3B: CODE 9 IS EXCLUSIVE

Q3B: EXCLUDE ANSWER GIVEN IN Q3A

--

Q3B	And then?
-----	-----------

(READ OUT - MULTIPLE ANSWERS POSSIBLE)
--

Financial reasons	1,
Lack of free time due to work or study commitments	2,
Lack of free time due to family commitments	3,
Prefer to stay at home, no motivation to travel	4,
Lack of facilities for persons with disabilities	5,
Health reasons	6,
Administrative problems (getting a visa, etc.)	7,
Other (DO NOT READ OUT)	8,
DK/NA (DO NOT READ OUT)	9,

NEW BASED ON FL392 Q3B

ASK Q4A TO Q7 IF RESPONDENTS SAY THAT THEY TRAVELLED AT LEAST ONCE FOR A MINIMUM OF FOUR NIGHTS (Q2A=1 OR 2) – OTHERS GO TO Q8

Q4A: EXCLUDE 'OWN COUNTRY' FROM THE COUNTRY LIST

Q4A To which country did you go for your main holiday in 2014? By 'main holiday' we mean the holiday that was the most important for you in 2014.(M)

(DO NOT READ OUT - ONE ANSWER ONLY)

IN YOUR COUNTRY	
In [OUR COUNTRY]	1
OUTSIDE YOUR COUNTRY IN THE EUROPEAN UNION	
Austria	2
Belgium	3
Bulgaria	4
Croatia (N)	5
Cyprus	6
Czech Republic	7
Denmark	8
Estonia	9
Finland	10
France	11
Germany	12
Greece	13
Hungary	14
Ireland	15
Italy	16
Latvia	17
Lithuania	18
Luxembourg	19
Malta	20
Netherlands	21
Poland	22
Portugal	23
Romania	24
Slovakia	25
Slovenia	26
Spain	27
Sweden	28
United Kingdom	29
OUTSIDE THE EUROPEAN UNION	
USA or Canada	30
The Caribbean, Central or South America (M)	31
North Africa / The Middle East	32
Asia / Oceania	33
Other	34
DK/NA	35

FL392 Q4A TREND MODIFIED

Q4B: EXCLUDE ANSWER GIVEN IN Q4A

Q4B: CODE 35 AND 36 ARE EXCLUSIVE

Q4B: EXCLUDE 'OWN COUNTRY' FROM THE COUNTRY LIST
--

Q4B	And to which other country or countries did you go in 2014? (M)
-----	---

(DO NOT READ OUT - MULTIPLE ANSWERS POSSIBLE)

IN YOUR COUNTRY	
In [OUR COUNTRY]	1,
OUTSIDE YOUR COUNTRY IN THE EUROPEAN UNION	
Austria	2,
Belgium	3,
Bulgaria	4,
Croatia (N)	5,
Cyprus	6,
Czech Republic	7,
Denmark	8,
Estonia	9,
Finland	10,
France	11,
Germany	12,
Greece	13,
Hungary	14,
Ireland	15,
Italy	16,
Latvia	17,
Lithuania	18,
Luxembourg	19,
Malta	20,
Netherlands	21,
Poland	22,
Portugal	23,
Romania	24,
Slovakia	25,
Slovenia	26,
Spain	27,
Sweden	28,
United Kingdom	29,
OUTSIDE THE EUROPEAN UNION	
USA or Canada	30,
The Caribbean, Central or South America (M)	31,
North Africa / The Middle East	32,
Asia / Oceania	33,
Other (DO NOT READ OUT)	34,
None (DO NOT READ OUT) (N)	35,
DK/NA	36,

FL392 Q4B TREND MODIFIED

Q5A: ROTATE ITEMS 1 TO 8

Q5A What were your main reasons for going on holiday in 2014? Firstly? (M)

(READ OUT – ONE ANSWER ONLY)

Sun/beach	1
Wellness/Spa/health treatment	2
City trips	3
Sport-related activities (e.g. scuba-diving, cycling etc.)	4
Nature (mountain, lake, landscape, etc.)	5
Culture (e.g. religious, gastronomy, arts)	6
Visiting family/friends/relatives	7
Specific events (Sporting events/festivals/clubbing)	8
Other (DO NOT READ OUT)	9
DK/NA (DO NOT READ OUT)	10

FL392 Q5A

Q5B: ROTATE ITEMS 1 TO 8 - ROTATION SHOULD BE THE SAME AS IN Q5A

Q5B: CODE 10 IS EXCLUSIVE

Q5B: EXCLUDE ANSWER GIVEN IN Q5A

Q5B And then?

(READ OUT - MAX. 3 ANSWERS)

Sun/beach	1,
Wellness/Spa/health treatment	2,
City trips	3,
Sport-related activities (e.g. scuba-diving, cycling etc.)	4,
Nature (mountain, lake, landscape etc.)	5,
Culture (e.g. religious, gastronomy, arts)	6,
Visiting family/ friends / relatives	7,
Specific events (sporting events/festivals/clubbing)	8,
Other (DO NOT READ OUT)	9,
DK/NA (DO NOT READ OUT)	10,

FL392 Q5B

Q6 In 2014, how many times did you go on any of the following types of holiday? (M)

(READ OUT - ONE ANSWER ONLY)

	1	2	3	4	5	Non e/ zero	DK/ NA (DO NOT REA D OUT)
					time s or mor e		

1	All-inclusive holiday (transport + accommodation + food + drinks)	1	2	3	4	5	6	7
2	Other types of package travel (not all-inclusive)	1	2	3	4	5	6	7
3	Tourism services purchased separately	1	2	3	4	5	6	7

FL392 Q6

Q7: ROTATE ITEMS 1 TO 7

Q7: CODE 9 IS EXCLUSIVE

Q7	Did you organise your holiday in 2014 using any of the following methods? By "organise", we mean searching for information, looking for prices and booking your transportation, accommodation, etc. (M)
----	---

(READ OUT - MULTIPLE ANSWERS POSSIBLE)
--

The Internet	1,
Over the phone	2,
By post	3,
Over the counter at a travel agency	4,
Through someone you know	5,
Over the counter of a transportation company (airline company, railway company, etc.)	6,
On-site (place of holidays)	7,
Other (DO NOT READ OUT)	8,
DK/NA (DO NOT READ OUT)	9,

FL392 Q7 TREND MODIFIED

ASK ALL

Q8A: ROTATE ITEMS 1 TO 7

Q8A	Which of the following would make you go back to the same place for a holiday? Firstly?
-----	---

(READ OUT - ONE ANSWER ONLY)

The quality of the accommodation	1
The natural features (landscape, weather conditions, etc.)	2
The general level of prices	3
How tourists are welcomed (e.g. services for children, customer care, "pets-welcomed" policy, etc.)	4
The quality of activities/services available (transport, restaurants, leisure activities, etc.)	5
Cultural and historical attractions	6
Accessible facilities for people with special needs (e.g. disabled, elderly, children with prams)	7
I don't go back to the same place (DO NOT READ OUT)	8
Other (DO NOT READ OUT)	9
DK/NA (DO NOT READ OUT)	10

FL392 Q8A

Q8B: ROTATE ITEMS 1 TO 7 - ROTATION SHOULD BE THE SAME AS IN Q8A

Q8B: CODES 8 AND 10 ARE EXCLUSIVE

Q8B: EXCLUDE ANSWER GIVEN IN Q8A

Q8B And then?

(READ OUT - MAX. 3 ANSWERS)

The quality of the accommodation	1,
The natural features (landscape, weather conditions, etc.)	2,
The general level of prices	3,
How tourists are welcomed (e.g. services for children, customer care, "pets-welcomed" policy, etc.) (M)	4,
The quality of activities/services available (transport, restaurants, leisure activities, etc.)	5,
Cultural and historical attractions	6,
Accessible facilities for people with special needs (e.g. disabled, elderly, children with prams) (M)	7,
I don't go back to the same place (DO NOT READ OUT)	8,
Other (DO NOT READ OUT)	9,
DK/NA (DO NOT READ OUT)	10,

FL392 Q8B

ASK Q9A IF RESPONDENTS SAY THAT THEY TRAVELLED AT LEAST ONCE FOR A MINIMUM OF FOUR NIGHTS (Q2A=1 OR 2) –OTHERS GO TO Q9B

Q9A	Thinking about your main holiday in 2014, how satisfied were you with...? By 'main holiday' we mean the holiday that was the most important for you in 2014. (M)
-----	--

(READ OUT - ONE ANSWER ONLY)

		Very satisfied	Fairly satisfied	Not very satisfied	Not at all satisfied	DK/NA (DO NOT READ OUT)
--	--	----------------	------------------	--------------------	----------------------	----------------------------

1	The quality of the accommodation	1	2	3	4	5
2	The safety of the accommodation	1	2	3	4	5
3	The natural features (landscape , weather conditions, etc.)	1	2	3	4	5
4	The general level of prices	1	2	3	4	5
5	How tourists are welcomed (e.g. services for children, customer care, "pets-welcomed" policy, etc.)	1	2	3	4	5
6	The quality of activities/services available (transport, restaurants, leisure activities, etc)	1	2	3	4	5
7	Accessible facilities for people with special needs (e.g. disabled, elderly, children with prams)	1	2	3	4	5

FL392 Q9A

ASK Q9B ONLY IF THE RESPONDENT STAYED IN PAID ACCOMMODATION, Q2B.1 or Q2B.2=1-5, OTHERS GO TO Q9C

Q9B: ROTATE ITEMS 1 TO 6

Q9B: CODES 8 AND 9 ARE EXCLUSIVE

Q9B Did you or any of your party experience any of the following safety issues while using paid accommodation during your main holiday in 2014?

(READ OUT - MULTIPLE ANSWERS POSSIBLE)

Slip/Trip/Fall within the accommodation (with serious consequences)	1,
Food poisoning or food-related sickness	2,
Swimming pool incident (drowning/near drowning)	3,
Fire-related emergency situation	4,
Balcony fall or near fall	5,
Incident involving glass doors or windows (M)	6,
Any other safety incident (DO NOT READ OUT)	7,
None (DO NOT READ OUT)	8,
DK/NA (DO NOT READ OUT)	9,

NEW BASED ON FL392 Q9B

ASK Q9C and Q9D IF RESPONDENTS TRAVELLED A MINIMUM OF ONE NIGHT IN 2014 (Q1>0 and ≠ 99) –OTHERS GO TO Q10 (M)

Q9C Did you register a formal complaint about any service provided during your holiday in 2014? (M)

Yes	1
No	2
DK/NA (DO NOT READ OUT)	3

FL392 Q9C

ASK Q9D ONLY IF THE RESPONDENT REGISTERED A FORMAL COMPLAINT (Q9C=1), OTHERS GO TO Q10

Q9D: ROTATE ITEMS 1 TO 4

Q9D: CODES 6 AND 7 ARE EXCLUSIVE

Q9D For which of the following services did you register a formal complaint?

(READ OUT – MULTIPLE ANSWERS POSSIBLE)

Accommodation	1,
Transport	2,
Restaurants	3,
Leisure activities	4,
Other (DO NOT READ OUT)	5,
None (DO NOT READ OUT)	6,
DK/NA (DO NOT READ OUT)	7,

FL392 Q9D

ASK ALL

Q10: ROTATE ITEMS 1 TO 8

Q10: CODE 10 IS EXCLUSIVE

Q10 Of the following information sources, which do you consider to be the most important when you make a decision about your travel plans?

(READ OUT - MAX. 3 ANSWERS)

Personal experience	1,
Recommendations of friends, colleagues or relatives	2,
Paid for guidebooks and magazines	3,
Free catalogues, brochures	4,
Internet websites	5,
Social media sites	6,
Travel agencies / Tourism offices	7,
Newspaper, radio, TV	8,
Other (DO NOT READ OUT)	9,
DK/NA (DO NOT READ OUT)	10,

FL392 Q10

Q11: ROTATE ITEMS 1 TO 3

Q11: ITEMS 4, 5 AND 6 ARE EXCLUSIVE

Q11 In 2015, which of the following types of holidays do you plan to take? (M)

(READ OUT - MULTIPLE ANSWERS POSSIBLE)

Holidays with more than 13 consecutive nights away	1,
Holidays between 4 and 13 consecutive nights away	2,
Short-stay trip (up to 3 consecutive nights away)	3,
No decisions yet (DO NOT READ OUT)	4,
No trip at all (DO NOT READ OUT)	5,
DK/NA (DO NOT READ OUT)	6,

FL392 Q11

ASK Q12A and Q12B ONLY IF RESPONDENT PLANS TO TAKE A HOLIDAY IN 2015 (Q11=1-3),
OTHERS GO TO Q13 (M)

Q12A: EXCLUDE 'OWN COUNTRY' FROM THE COUNTRY LIST

Q12A In which country do you plan to spend your main holiday in 2015? By 'main holiday' we mean the holiday that will be the most important for you in 2015. (M)

(DO NOT READ OUT - ONE ANSWER ONLY)

IN YOUR COUNTRY	
In [OUR COUNTRY]	1
OUTSIDE YOUR COUNTRY IN THE EUROPEAN UNION	
Austria	2
Belgium	3
Bulgaria	4
Croatia (N)	5
Cyprus	6
Czech Republic	7
Denmark	8
Estonia	9
Finland	10
France	11
Germany	12
Greece	13
Hungary	14
Ireland	15
Italy	16
Latvia	17
Lithuania	18
Luxembourg	19
Malta	20
Netherlands	21
Poland	22
Portugal	23
Romania	24
Slovakia	25
Slovenia	26
Spain	27
Sweden	28
United Kingdom	29
OUTSIDE THE EUROPEAN UNION	
USA or Canada	30
The Caribbean, Central or South America (M)	31
North Africa / The Middle East	32
Asia / Oceania	33
Other	34
DK/NA	35

FL392 Q12A TREND MODIFIED

Q12B: EXCLUDE ANSWER GIVEN IN Q12A

Q12B: CODE 35 AND 36 ARE EXCLUSIVE

Q12B: EXCLUDE 'OWN COUNTRY' FROM THE COUNTRY LIST

Q12B	And in which other country or countries do you plan to take a holiday in 2015? (M)
------	--

(DO NOT READ OUT - MULTIPLE ANSWERS POSSIBLE)

IN YOUR COUNTRY	
In [OUR COUNTRY]	1,
OUTSIDE YOUR COUNTRY IN THE EUROPEAN UNION	
Austria	2,
Belgium	3,
Bulgaria	4,
Croatia (N)	5,
Cyprus	6,
Czech Republic	7,
Denmark	8,
Estonia	9,
Finland	10,
France	11,
Germany	12,
Greece	13,
Hungary	14,
Ireland	15,
Italy	16,
Latvia	17,
Lithuania	18,
Luxembourg	19,
Malta	20,
Netherlands	21,
Poland	22,
Portugal	23,
Romania	24,
Slovakia	25,
Slovenia	26,
Spain	27,
Sweden	28,
United Kingdom	29,
OUTSIDE THE EUROPEAN UNION	
USA or Canada	30,
The Caribbean, Central or South America (M)	31,
North Africa / The Middle East	32,
Asia / Oceania	33,
Other	34,
None (DO NOT READ OUT) (N)	35,
DK/NA	36,

FL392 Q12B TREND MODIFIED

ASK ALL

Q13: 3 ANSWERS POSSIBLE EXCEPT IF 1, 7, 8, 9 and 10, THEN 1 ANSWER ONLY (M)

Q13: CODES 8, 9 AND 10 ARE EXCLUSIVE (N)

Q13: CODES 2 AND 3 ARE MUTUALLY EXCLUSIVE

Q13	Does the current economic situation have an impact on your holiday plans for 2015? (M)
-----	--

(READ OUT – 3. ANSWERS POSSIBLE EXCEPT IF 1, 7, 8, 9 and 10, THEN 1 ANSWER ONLY – ANSWERS 2 AND 3 ARE MUTUALLY EXCLUSIVE)

No, it does not change my holiday plans for 2015 (M)	1,
Yes, I will go on holiday and I am likely to spend less	2,
Yes, I will go on holiday and I am likely to spend more	3,
Yes, I will go on holiday and I am likely to change my destination	4,
Yes, I will go on holiday for a different number of days (shorter/longer)	5,
Yes, I will go on holiday at a different time of year (high/low season)	6,
Yes, and I will not go on holiday this year	7,
I do not go on holidays (DO NOT READ OUT)	8,
I haven't yet planned my holiday for 2015 (DO NOT READ OUT) (M)	9,
DK/NA (DO NOT READ OUT)	10,

FL392 Q13

TABLES

Q1 Au cours de l'année 2014, combien de fois avez-vous voyagé et passé au moins une nuit en dehors de votre domicile pour des raisons personnelles ou professionnelles ?

Q1 During 2014, how many times did you travel for professional or personal reasons where you were away from home for a minimum of one night?



































Q1 Wie oft sind Sie im Jahr 2014 aus geschäftlichen oder privaten Gründen gereist, wobei Sie mindestens eine Nacht von zu Hause weg waren?

	%	Aucune fois		Une fois		Deux fois		3 fois		4 ou 5 fois		De 6 a 10 fois		Plus que 10 fois		Ne sait pas		Au moins une fois	
		None		Once		Twice		3 times		4 or 5 times		6 to 10 times		More than 10 times		Don't know		At least once	
		Niemals		Einmal		Zweimal		3 Mal		4-5 Mal		6-10 Mal		Mehr als 10 Mal		Weiß nicht		Mindestens einmal	
		Flash EB 414	Diff. Flash EB 392	Flash EB 414	Diff. Flash EB 392	Flash EB 414	Diff. Flash EB 392	Flash EB 414	Diff. Flash EB 392	Flash EB 414	Diff. Flash EB 392	Flash EB 414	Diff. Flash EB 392	Flash EB 414	Diff. Flash EB 392	Flash EB 414	Diff. Flash EB 392	Flash EB 414	Diff. Flash EB 392
EU 28		26	0	14	0	12	-1	10	0	14	1	11	0	10	2	2	-2	72	2
BE		31	-1	17	-1	15	-1	12	3	10	0	8	1	6	1	0	-2	69	3
BG		25	1	8	0	7	-1	8	0	10	-2	15	0	21	4	6	-2	69	1
CZ		24	-2	12	-1	10	1	10	3	10	-1	12	0	19	4	2	-5	74	7
DK		20	6	16	1	14	-7	14	1	16	0	11	-1	6	-1	3	1	76	-8
DE		20	-1	15	0	14	1	14	-1	18	1	11	1	7	0	1	-1	79	2
EE		25	1	15	-1	14	4	8	-1	12	-1	10	-4	10	0	6	3	69	-4
IE		17	5	13	0	15	-1	14	0	19	3	12	-5	9	1	1	-1	82	-3
EL		33	-1	15	0	14	0	10	0	13	3	8	-2	6	0	1	1	66	1
ES		31	-2	14	-1	13	2	9	-1	12	0	9	0	9	3	2	-1	67	3
FR		20	-10	14	-1	12	0	10	2	11	1	12	1	19	10	2	-4	78	14
HR		29	0	14	0	9	-5	10	2	14	2	12	0	9	2	2	-1	69	1
IT		31	4	17	2	15	-1	8	-1	13	-1	8	-2	6	-1	1	-1	68	-3
CY		23	-8	22	-1	23	8	11	-1	8	-2	7	1	5	3	0	0	77	8
LV		36	4	16	-1	13	3	9	1	8	-4	8	-2	8	0	2	-1	62	-3
LT		34	-3	14	1	11	1	7	1	10	1	9	-2	8	2	6	-3	59	4
LU		15	-2	19	4	17	2	15	0	10	-9	12	2	9	4	2	-1	83	3
HU		41	-1	15	1	10	0	6	-1	11	2	10	4	6	-3	1	-3	58	4
MT		41	-2	25	0	13	-1	9	2	8	1	2	-1	1	-1	0	-1	59	3
NL		18	0	18	1	14	-1	14	-1	16	-1	10	2	8	0	2	0	80	0
AT		18	4	16	2	16	0	13	-2	18	-1	13	-1	6	-1	1	0	82	-3
PL		26	-1	11	-1	10	0	8	1	12	-1	13	1	15	4	5	-2	69	2
PT		42	4	12	0	10	0	6	0	9	-2	6	-2	9	0	7	1	52	-4
RO		42	4	11	2	8	-1	6	-1	10	1	10	-3	9	1	5	-2	53	-2
SI		26	6	21	5	12	-1	13	-3	13	-2	9	-4	6	2	1	-1	73	-5
SK		26	3	10	0	10	1	8	1	11	1	12	-1	19	8	4	-13	70	10
FI		17	2	8	0	9	1	7	-2	13	0	17	2	26	2	2	-7	80	4
SE		11	1	10	1	10	0	11	1	20	0	19	0	17	-1	2	-3	87	2
UK		24	2	15	0	12	-2	11	-1	17	2	11	-1	9	1	3	1	74	-2
TR		43	-4	11	0	11	3	8	0	10	3	6	0	5	2	7	-1	50	6
MK		41	-1	26	4	11	0	8	1	9	4	5	0	1	-3	0	-2	59	4
IS		9	-5	19	8	13	-2	15	2	18	-3	17	1	9	1	1	0	90	5
ME		27	2	14	1	11	-1	12	3	14	0	12	-6	9	2	0	-2	73	0
MD		66		17		7		3		3		1		1		1		33	

Q2A Concernant uniquement vos vacances personnelles en 2014, quel(s) type(s) de vacances avez-vous pris ? (PLUSIEURS REPONSES POSSIBLES)

Q2A Thinking only about your personal travels in 2014, which of the following types of holiday did you take? (MULTIPLE ANSWERS POSSIBLE)

Q2A Denken Sie jetzt bitte ausschließlich an Ihre privaten Urlaubsreisen im Jahr 2014: Welche der folgenden Arten von Urlaub haben Sie unternommen? (MEHRFACHNENNUNGEN MÖGLICH)

		Des vacances ayant duré plus de 13 nuits consécutives		Des vacances ayant duré entre 4 et 13 nuits consécutives		Des séjours courts (jusqu'à 3 nuits consécutives)		Aucunes vacances (NE PAS LIRE)		Ne sait pas		Uniquement des séjours courts	
		Holidays with more than 13 consecutive nights away		Holidays between 4 and 13 consecutive nights away		Short-stay trip (up to 3 consecutive nights away)		No trip at all (DO NOT READ OUT)		Don't know		Only short stay trips	
		Urlaub mit mehr als 13 aufeinanderfolgenden Übernachtungen weg von zu Hause		Urlaub mit 4 bis 13 aufeinanderfolgenden Übernachtungen weg von zu Hause		Kurzurlaub (bis zu 3 Übernachtungen weg von zu Hause)		Überhaupt keinen Urlaub gemacht (NICHT VORLESEN)		Weiß nicht		Nur Kurztrips	
%		Flash EB 414	Diff. Flash EB 392	Flash EB 414	Diff. Flash EB 392	Flash EB 414	Diff. Flash EB 392	Flash EB 414	Diff. Flash EB 392	Flash EB 414	Diff. Flash EB 392	Flash EB 414	Diff. Flash EB 392
 EU 28		28	<i>1</i>	56	<i>-1</i>	49	<i>1</i>	5	<i>-1</i>	0	<i>0</i>	24	<i>1</i>
 BE		31	<i>6</i>	70	<i>5</i>	59	<i>11</i>	3	<i>0</i>	0	<i>0</i>	15	<i>-3</i>
 BG		8	<i>1</i>	36	<i>-1</i>	51	<i>7</i>	14	<i>-5</i>	1	<i>0</i>	45	<i>7</i>
 CZ		19	<i>4</i>	64	<i>2</i>	50	<i>-6</i>	5	<i>1</i>	0	<i>0</i>	22	<i>-4</i>
 DK		30	<i>3</i>	72	<i>-1</i>	47	<i>2</i>	1	<i>-2</i>	0	<i>0</i>	15	<i>1</i>
 DE		36	<i>3</i>	59	<i>-6</i>	44	<i>-1</i>	4	<i>1</i>	0	<i>0</i>	18	<i>2</i>
 EE		10	<i>-7</i>	48	<i>5</i>	60	<i>-3</i>	6	<i>3</i>	0	<i>-2</i>	39	<i>-4</i>
 IE		26	<i>0</i>	60	<i>-5</i>	54	<i>-6</i>	1	<i>-1</i>	0	<i>0</i>	27	<i>6</i>
 EL		14	<i>-4</i>	41	<i>1</i>	49	<i>2</i>	9	<i>2</i>	0	<i>-1</i>	39	<i>2</i>
 ES		21	<i>1</i>	49	<i>-4</i>	55	<i>8</i>	3	<i>-2</i>	0	<i>0</i>	36	<i>6</i>
 FR		39	<i>1</i>	55	<i>2</i>	40	<i>3</i>	7	<i>0</i>	0	<i>0</i>	16	<i>0</i>
 HR		24	<i>3</i>	43	<i>4</i>	43	<i>4</i>	7	<i>-2</i>	1	<i>0</i>	30	<i>-3</i>
 IT		25	<i>-1</i>	49	<i>0</i>	38	<i>-2</i>	5	<i>-5</i>	0	<i>0</i>	26	<i>4</i>
 CY		11	<i>-3</i>	57	<i>-2</i>	42	<i>8</i>	3	<i>-3</i>	0	<i>0</i>	32	<i>8</i>
 LV		13	<i>0</i>	39	<i>8</i>	57	<i>-6</i>	7	<i>1</i>	0	<i>-1</i>	46	<i>-7</i>
 LT		12	<i>-1</i>	34	<i>-6</i>	53	<i>2</i>	6	<i>-1</i>	1	<i>0</i>	47	<i>5</i>
 LU		42	<i>0</i>	65	<i>0</i>	49	<i>7</i>	2	<i>0</i>	0	<i>0</i>	14	<i>2</i>
 HU		8	<i>-2</i>	41	<i>-4</i>	59	<i>-2</i>	9	<i>4</i>	0	<i>0</i>	45	<i>1</i>
 MT		14	<i>3</i>	67	<i>-1</i>	40	<i>3</i>	2	<i>1</i>	0	<i>-1</i>	23	<i>-2</i>
 NL		40	<i>-5</i>	63	<i>-3</i>	53	<i>5</i>	3	<i>1</i>	0	<i>0</i>	15	<i>4</i>
 AT		25	<i>2</i>	64	<i>-5</i>	61	<i>3</i>	2	<i>-1</i>	0	<i>0</i>	23	<i>4</i>
 PL		20	<i>-3</i>	47	<i>2</i>	56	<i>2</i>	7	<i>1</i>	0	<i>-1</i>	34	<i>1</i>
 PT		21	<i>1</i>	43	<i>-5</i>	41	<i>-7</i>	11	<i>3</i>	0	<i>0</i>	30	<i>0</i>
 RO		11	<i>-1</i>	31	<i>-5</i>	49	<i>0</i>	14	<i>5</i>	0	<i>0</i>	45	<i>1</i>
 SI		16	<i>1</i>	69	<i>2</i>	33	<i>-5</i>	2	<i>-1</i>	0	<i>0</i>	17	<i>-5</i>
 SK		12	<i>4</i>	43	<i>3</i>	38	<i>-4</i>	16	<i>3</i>	1	<i>1</i>	31	<i>-9</i>
 FI		18	<i>-1</i>	57	<i>1</i>	71	<i>2</i>	3	<i>1</i>	0	<i>0</i>	35	<i>1</i>
 SE		28	<i>-1</i>	68	<i>-1</i>	59	<i>8</i>	4	<i>1</i>	0	<i>0</i>	16	<i>-1</i>
 UK		37	<i>4</i>	72	<i>4</i>	58	<i>-1</i>	4	<i>0</i>	0	<i>0</i>	12	<i>-3</i>
 TR		14	<i>-5</i>	26	<i>-9</i>	66	<i>9</i>	5	<i>-4</i>	0	<i>-3</i>	57	<i>15</i>
 MK		21	<i>-7</i>	48	<i>-3</i>	40	<i>0</i>	8	<i>8</i>	0	<i>-1</i>	27	<i>2</i>
 IS		27	<i>6</i>	59	<i>4</i>	48	<i>-10</i>	0	<i>-1</i>	0	<i>-1</i>	22	<i>-9</i>
 ME		16	<i>0</i>	46	<i>2</i>	44	<i>-5</i>	8	<i>6</i>	0	<i>-1</i>	34	<i>-5</i>
 MD		33		36		35		1		1		32	

Q2B.1 Concernant uniquement vos vacances personnelles en 2014, combien de fois avez-vous séjourné un minimum de quatre nuits consécutives dans les types d'hébergement suivants ?



































Dans un hébergement payant (hôtel, maison ou appartement de location, etc.) de moins de 20 occupants

Q2B.1 Thinking only about your personal travels in 2014, how many times did you stay for a minimum of four consecutive nights in the following types of accommodation?

In paid accommodation (such as a hotel, a rented apartment or house) with less than 20 guests

Q2B.1 Denken Sie jetzt bitte ausschließlich an Ihre privaten Urlaubsreisen im Jahr 2014: Wie oft haben Sie mindestens vier aufeinanderfolgende Nächte in folgenden Unterkünften verbracht?

In einer bezahlten Unterkunft (z. B. in einem Hotel, einer Pension oder Ferienwohnung) mit weniger als 20 Betten

		1		2		3		4		5 fois ou plus		Aucune / zéro		Ne sait pas		Au moins une fois	
		1		2		3		4		5 times or more		None/zero		Don't know		At least once	
		1		2		3		4		5 Mal oder mehr		Nie/Null		Weiß nicht		Mindestens einmal	
%		Flash EB 414	Diff. Flash EB 392	Flash EB 414	Diff. Flash EB 392	Flash EB 414	Diff. Flash EB 392	Flash EB 414	Diff. Flash EB 392	Flash EB 414	Diff. Flash EB 392	Flash EB 414	Diff. Flash EB 392	Flash EB 414	Diff. Flash EB 392	Flash EB 414	Diff. Flash EB 392
 EU 28		17	-4	9	0	4	0	2	0	4	0	64	5	0	-1	36	-4
 BE		23	-6	11	-1	6	0	4	2	4	0	52	5	0	0	48	-5
 BG		10	-8	6	-3	1	-4	1	-2	3	-1	79	19	0	-1	21	-18
 CZ		19	-1	6	-1	4	0	1	-1	5	1	64	9	1	-7	35	-2
 DK		18	1	9	1	5	0	1	-1	5	0	61	-2	1	1	38	1
 DE		19	-2	10	0	4	1	2	0	5	0	58	1	2	0	40	-1
 EE		9	-3	4	0	1	-2	0	-1	2	-2	83	8	1	0	16	-8
 IE		18	-5	10	-1	4	-1	3	2	4	1	61	6	0	-2	39	-4
 EL		13	-4	6	-1	3	0	1	-1	3	1	74	6	0	-1	26	-5
 ES		14	-3	8	1	3	-1	2	-1	3	-3	70	8	0	-1	30	-7
 FR		20	-6	12	2	4	0	2	-1	4	-1	58	7	0	-1	42	-6
 HR		19	-3	6	-2	2	0	1	0	6	3	66	2	0	0	34	-2
 IT		16	-4	7	-1	2	0	1	0	4	1	69	4	1	0	30	-4
 CY		19	-1	5	-5	3	-2	3	1	1	-1	69	8	0	0	31	-8
 LV		9	-1	5	0	2	0	1	-1	3	0	79	2	1	0	20	-2
 LT		14	1	3	-6	1	-4	1	-1	2	-2	78	13	1	-1	21	-12
 LU		19	-2	9	-4	8	1	3	2	5	-1	56	5	0	-1	44	-4
 HU		14	-4	5	-2	3	1	0	-1	2	-1	76	7	0	0	24	-7
 MT		14	-12	3	-4	4	3	0	-2	2	1	76	15	1	-1	23	-14
 NL		20	-7	11	0	6	-2	2	1	3	1	58	7	0	0	42	-7
 AT		15	-6	6	-1	4	2	2	1	2	0	70	4	1	0	29	-4
 PL		15	-1	5	-4	3	-1	2	-1	3	-2	71	9	1	0	28	-9
 PT		10	-8	5	-1	3	1	1	0	2	0	78	10	1	-2	21	-8
 RO		8	-13	6	-4	2	-4	3	1	5	0	76	20	0	0	24	-20
 SI		23	-1	7	-7	6	2	1	-4	4	-1	59	12	0	-1	41	-11
 SK		12	-12	9	-1	2	-3	3	1	5	-2	68	17	1	0	31	-17
 FI		14	-3	7	1	2	-1	2	0	3	-1	72	6	0	-2	28	-4
 SE		17	-1	10	2	3	0	2	0	2	-1	65	0	1	0	34	0
 UK		17	-6	10	0	7	3	2	0	4	0	59	3	1	0	40	-3
 TR		4	-12	4	-2	2	-3	1	-2	2	-4	87	23	0	0	13	-23
 MK		20	-4	5	-5	1	-2	3	3	0	-3	71	11	0	0	29	-11
 IS		18	-3	7	-1	4	2	0	-1	4	2	66	5	1	-4	33	-1
 ME		10	-10	5	-6	2	-1	0	-2	2	-4	81	23	0	0	19	-23
 MD		22		6		1		0		2		69		0		31	

Q2B.2 Concernant uniquement vos vacances personnelles en 2014, combien de fois avez-vous séjourné un minimum de quatre nuits consécutives dans les types d'hébergement suivants ?



































Dans un hébergement payant de plus de 20 occupants

Q2B.2 Thinking only about your personal travels in 2014, how many times did you stay for a minimum of four consecutive nights in the following types of accommodation?

In paid accommodation with more than 20 guests

Q2B.2 Denken Sie jetzt bitte ausschließlich an Ihre privaten Urlaubsreisen im Jahr 2014: Wie oft haben Sie mindestens vier aufeinanderfolgende Nächte in folgenden Unterkünften verbracht?

In einer bezahlten Unterkunft mit mehr als 20 Betten

		1		2		3		4		5 fois ou plus		Aucune / zéro		Ne sait pas		Au moins une fois	
		1		2		3		4		5 times or more		None/zero		Don't know		At least once	
		1		2		3		4		5 Mal oder mehr		Nie/Null		Weiß nicht		Mindestens einmal	
%		Flash EB 414	Diff. Flash EB 392	Flash EB 414	Diff. Flash EB 392	Flash EB 414	Diff. Flash EB 392	Flash EB 414	Diff. Flash EB 392	Flash EB 414	Diff. Flash EB 392	Flash EB 414	Diff. Flash EB 392	Flash EB 414	Diff. Flash EB 392	Flash EB 414	Diff. Flash EB 392
 EU 28		17	-4	8	-2	5	0	3	0	5	0	61	6	1	0	38	-6
 BE		21	-9	11	-3	6	1	2	0	4	0	55	11	1	0	44	-11
 BG		12	-5	6	-2	2	-2	1	-2	4	1	75	11	0	-1	25	-10
 CZ		21	-2	9	-1	5	1	2	-1	6	1	57	10	0	-8	43	-2
 DK		27	0	12	0	6	-3	3	0	8	1	44	3	0	-1	56	-2
 DE		19	-5	11	-4	7	-2	3	0	7	1	51	9	2	1	47	-10
 EE		15	-4	9	1	3	-1	1	1	2	-3	69	6	1	0	30	-6
 IE		22	-2	11	-4	4	-2	5	2	6	2	52	6	0	-2	48	-4
 EL		11	-3	3	-3	2	-1	1	-1	2	-1	80	8	1	1	19	-9
 ES		15	-5	6	0	4	-3	3	-1	5	0	66	9	1	0	33	-9
 FR		16	-5	7	1	3	0	2	0	4	0	67	4	1	0	32	-4
 HR		9	-6	5	1	1	0	4	3	3	1	77	1	1	0	22	-1
 IT		16	-5	7	-1	4	0	2	0	6	2	65	4	0	0	35	-4
 CY		16	-6	9	4	4	-2	1	0	2	-3	68	8	0	-1	32	-7
 LV		13	2	3	-6	3	0	1	0	6	2	74	2	0	0	26	-2
 LT		9	-6	7	-4	2	-3	2	0	2	-3	77	18	1	-2	22	-16
 LU		20	-6	14	2	7	-1	3	-1	6	-3	49	9	1	0	50	-9
 HU		15	-3	5	-1	2	-2	1	-1	3	-2	74	9	0	0	26	-9
 MT		24	-14	13	-2	5	0	2	-2	4	1	51	17	1	0	48	-17
 NL		24	-1	10	-2	3	-2	1	0	3	1	58	4	1	0	41	-4
 AT		22	-4	14	-2	8	0	6	0	5	-2	44	7	1	1	55	-8
 PL		16	-1	7	-2	4	0	3	1	3	-1	67	4	0	-1	33	-3
 PT		11	-3	6	0	4	0	1	-1	5	1	73	6	0	-3	27	-3
 RO		9	-5	4	-1	2	-1	1	-1	3	0	81	9	0	-1	19	-8
 SI		23	-1	8	-3	3	-4	2	-1	3	-2	61	12	0	-1	39	-11
 SK		14	-4	8	0	3	-1	2	-2	5	-2	66	8	2	1	32	-9
 FI		14	-3	8	-1	3	0	1	-1	4	-1	69	6	1	0	30	-6
 SE		19	-8	10	-5	7	2	2	0	5	1	57	11	0	-1	43	-10
 UK		22	-2	11	-1	7	3	5	2	6	0	49	-1	0	-1	51	2
 TR		7	-11	4	-4	2	-3	1	-1	3	-1	82	20	1	0	17	-20
 MK		13	-2	3	-2	2	-2	1	1	1	-1	79	5	1	1	20	-6
 IS		23	6	10	1	4	0	1	-3	2	-1	59	1	1	-4	40	3
 ME		15	1	3	-3	0	-3	0	-1	2	-2	80	8	0	0	20	-8
 MD		9		2		0		0		1		88		0		12	

Q2B.3 Concernant uniquement vos vacances personnelles en 2014, combien de fois avez-vous séjourné un minimum de quatre nuits consécutives dans les types d'hébergement suivants ?



































Dans votre résidence secondaire/un logement qui vous appartient

Q2B.3 Thinking only about your personal travels in 2014, how many times did you stay for a minimum of four consecutive nights in the following types of accommodation?

In own property/ second home

Q2B.3 Denken Sie jetzt bitte ausschließlich an Ihre privaten Urlaubsreisen im Jahr 2014: Wie oft haben Sie mindestens vier aufeinanderfolgende Nächte in folgenden Unterkünften verbracht?

Im eigenen Ferienhaus/der eigenen Ferienwohnung

		1		2		3		4		5 fois ou plus		Aucune / zéro		Ne sait pas		Au moins une fois	
		1		2		3		4		5 times or more		None/zero		Don't know		At least once	
		1		2		3		4		5 Mal oder mehr		Nie/Null		Weiß nicht		Mindestens einmal	
%		Flash EB 414	Diff. Flash EB 392	Flash EB 414	Diff. Flash EB 392	Flash EB 414	Diff. Flash EB 392	Flash EB 414	Diff. Flash EB 392	Flash EB 414	Diff. Flash EB 392	Flash EB 414	Diff. Flash EB 392	Flash EB 414	Diff. Flash EB 392	Flash EB 414	Diff. Flash EB 392
 EU 28		7	-1	3	-1	2	0	1	0	5	-1	82	4	0	-1	18	-3
 BE		4	-5	3	-1	1	0	1	0	4	1	87	5	0	0	13	-5
 BG		3	-2	3	-1	1	-3	1	-1	9	-10	82	17	1	0	17	-17
 CZ		6	1	4	0	3	-1	2	0	14	0	70	7	1	-7	29	0
 DK		11	0	3	-1	4	2	1	0	6	2	75	-3	0	0	25	3
 DE		11	0	2	-1	2	1	1	0	2	0	82	0	0	0	18	0
 EE		2	-2	3	1	2	1	0	-1	4	-10	89	13	0	-2	11	-11
 IE		7	1	3	-1	2	1	0	-1	2	-2	85	4	1	-2	14	-2
 EL		9	-4	5	-1	3	-2	1	0	9	-2	73	9	0	0	27	-9
 ES		7	0	3	-2	1	-1	1	-1	6	-3	81	6	1	1	18	-7
 FR		7	1	3	-1	3	1	1	0	6	0	80	-1	0	0	20	1
 HR		8	-6	5	-2	2	-2	4	2	10	-1	70	9	1	0	29	-9
 IT		9	-1	3	-1	1	-1	1	0	5	-1	81	4	0	0	19	-4
 CY		6	-5	4	2	2	0	0	0	3	0	85	4	0	-1	15	-3
 LV		2	-3	2	-2	2	1	2	1	12	-1	80	5	0	-1	20	-4
 LT		7	3	2	-5	1	-2	0	-2	6	-6	84	14	0	-2	16	-12
 LU		11	1	5	0	2	-1	1	-1	6	3	75	-2	0	0	25	2
 HU		2	-3	1	-2	2	0	1	-2	4	-2	90	9	0	0	10	-9
 MT		3	-2	1	-1	1	0	0	0	3	1	92	4	0	-2	8	-2
 NL		4	1	1	-2	1	0	0	-1	2	1	92	1	0	0	8	-1
 AT		5	-2	2	0	1	0	1	1	3	0	88	1	0	0	12	-1
 PL		3	-4	2	-2	1	-2	2	1	9	-1	82	8	1	0	17	-8
 PT		8	-4	3	-2	3	1	0	-2	8	-2	78	11	0	-2	22	-9
 RO		2	-4	2	-2	1	-1	1	0	4	-3	90	11	0	-1	10	-10
 SI		8	1	4	0	1	-1	2	1	3	-5	81	4	1	0	18	-4
 SK		7	-7	6	-2	3	-2	1	-1	8	-8	74	20	1	0	25	-20
 FI		3	-4	4	1	3	0	2	1	12	-2	75	4	1	0	24	-4
 SE		9	-1	5	0	3	-1	3	0	8	-4	72	7	0	-1	28	-6
 UK		5	-1	3	0	2	0	1	0	3	1	86	1	0	-1	14	0
 TR		5	-7	3	-2	2	-5	0	-3	5	-8	84	25	1	0	15	-25
 MK		7	-6	1	-1	2	1	2	1	3	-2	84	7	1	0	15	-7
 IS		4	-4	4	0	2	-2	1	-1	7	1	81	9	1	-3	18	-6
 ME		4	-7	3	-2	2	-1	2	0	7	-3	82	13	0	0	18	-13
 MD		4		1		1		0		0		94		0		6	

Q2B.4 Concernant uniquement vos vacances personnelles en 2014, combien de fois avez-vous séjourné un minimum de quatre nuits consécutives dans les types d'hébergement suivants ?



































Chez des amis ou des membres de votre famille

Q2B.4 Thinking only about your personal travels in 2014, how many times did you stay for a minimum of four consecutive nights in the following types of accommodation?

At friends or relatives

Q2B.4 Denken Sie jetzt bitte ausschließlich an Ihre privaten Urlaubsreisen im Jahr 2014: Wie oft haben Sie mindestens vier aufeinanderfolgende Nächte in folgenden Unterkünften verbracht?

Bei Freunden oder Verwandten

		1		2		3		4		5 fois ou plus		Aucune / zéro		Ne sait pas		Au moins une fois	
		1		2		3		4		5 times or more		None/zero		Don't know		At least once	
		1		2		3		4		5 Mal oder mehr		Nie/Null		Weiß nicht		Mindestens einmal	
%		Flash EB 414	Diff. Flash EB 392	Flash EB 414	Diff. Flash EB 392	Flash EB 414	Diff. Flash EB 392	Flash EB 414	Diff. Flash EB 392	Flash EB 414	Diff. Flash EB 392	Flash EB 414	Diff. Flash EB 392	Flash EB 414	Diff. Flash EB 392	Flash EB 414	Diff. Flash EB 392
	EU 28	12	-4	7	-3	4	-1	2	-1	8	-1	67	11	0	-1	33	-10
	BE	16	0	9	4	1	-3	1	-1	5	-1	68	1	0	0	32	-1
	BG	7	-2	4	-4	3	-4	1	-4	8	-11	77	26	0	-1	23	-25
	CZ	10	-1	8	1	6	0	4	1	13	-1	59	8	0	-8	41	0
	DK	14	2	6	0	3	-1	2	0	5	-2	70	2	0	-1	30	-1
	DE	12	-3	7	0	4	0	2	0	3	-2	71	5	1	0	28	-5
	EE	10	-4	7	-4	5	-4	2	-2	6	-9	70	24	0	-1	30	-23
	IE	15	0	8	-4	3	-2	3	0	6	0	65	8	0	-2	35	-6
	EL	10	-6	7	-2	4	-2	1	-3	6	-3	72	16	0	0	28	-16
	ES	11	-5	6	-3	1	-4	2	-1	5	-4	75	17	0	0	25	-17
	FR	17	-1	8	-6	7	-1	4	-2	15	0	49	10	0	0	51	-10
	HR	11	-12	10	0	4	-1	3	0	4	-4	68	17	0	0	32	-17
	IT	12	-6	6	-2	3	0	2	-1	4	-1	73	10	0	0	27	-10
	CY	15	-8	4	1	3	-1	0	-1	2	0	76	9	0	0	24	-9
	LV	9	-3	5	-1	3	0	1	-2	11	-5	71	13	0	-2	29	-11
	LT	11	-2	4	-6	2	-3	2	-2	9	-15	71	28	1	0	28	-28
	LU	17	1	7	-1	5	0	1	-2	10	2	60	0	0	0	40	0
	HU	5	-7	6	1	2	-4	1	-2	6	-5	79	17	1	0	20	-17
	MT	9	-1	2	-2	0	-1	1	0	1	-1	87	6	0	-1	13	-5
	NL	15	1	5	-1	3	0	2	1	3	-1	72	0	0	0	28	0
	AT	11	-3	5	-1	3	0	2	1	2	-2	77	5	0	0	23	-5
	PL	9	-7	7	-4	4	-4	3	-2	15	-5	62	23	0	-1	38	-22
	PT	13	-1	7	0	3	-2	3	0	5	-5	69	10	0	-2	31	-8
	RO	7	-6	5	-4	2	-4	2	-1	9	-10	75	27	0	-2	25	-25
	SI	14	-4	4	-4	2	-2	2	0	3	-2	75	13	0	-1	25	-12
	SK	5	-11	6	-3	5	-4	3	1	11	-6	69	23	1	0	30	-23
	FI	9	-1	5	-2	3	-2	3	0	9	-3	70	8	1	0	29	-8
	SE	13	-10	9	-2	6	0	5	2	8	-1	59	11	0	0	41	-11
	UK	16	-1	8	-5	4	-2	3	-1	8	1	61	8	0	0	39	-8
	TR	6	-8	5	-6	4	-3	2	-2	5	-9	77	29	1	-1	22	-28
	MK	14	-13	3	-5	1	-2	1	-1	3	-5	78	26	0	0	22	-26
	IS	21	3	9	-5	4	-3	4	0	9	1	52	7	1	-3	47	-4
	ME	14	-4	7	-8	3	-7	4	0	8	-5	64	25	0	-1	36	-24
	MD	17		8		2		1		2		70		0		30	

Q2B.5 Concernant uniquement vos vacances personnelles en 2014, combien de fois avez-vous séjourné un minimum de quatre nuits consécutives dans les types d'hébergement suivants ?



































Dans un camping (tente, camping-car, caravane, etc.)

Q2B.5 Thinking only about your personal travels in 2014, how many times did you stay for a minimum of four consecutive nights in the following types of accommodation?

On a camping site (tent, motorhome, caravan, etc.)

Q2B.5 Denken Sie jetzt bitte ausschließlich an Ihre privaten Urlaubsreisen im Jahr 2014: Wie oft haben Sie mindestens vier aufeinanderfolgende Nächte in folgenden Unterkünften verbracht?

Auf einem Campingplatz (Zelt, Wohnmobil, Wohnwagen etc.)

	%	1		2		3		4		5 fois ou plus		Aucune / zéro		Ne sait pas		Au moins une fois	
		1		2		3		4		5 times or more		None/zero		Don't know		At least once	
		1		2		3		4		5 Mal oder mehr		Nie/Null		Weiß nicht		Mindestens einmal	
		Flash EB 414	Diff. Flash EB 392	Flash EB 414	Diff. Flash EB 392	Flash EB 414	Diff. Flash EB 392	Flash EB 414	Diff. Flash EB 392	Flash EB 414	Diff. Flash EB 392	Flash EB 414	Diff. Flash EB 392	Flash EB 414	Diff. Flash EB 392	Flash EB 414	Diff. Flash EB 392
 EU 28		7	-2	2	0	1	0	0	0	2	0	88	2	0	0	12	-2
 BE		11	1	2	0	1	0	0	-1	2	1	84	-1	0	0	16	1
 BG		2	-3	1	-3	1	1	0	-1	1	-1	95	7	0	0	5	-7
 CZ		10	1	3	1	1	0	1	1	3	2	82	3	0	-8	18	5
 DK		10	1	2	1	1	-1	1	1	2	1	84	-3	0	0	16	3
 DE		6	-2	1	-1	1	0	0	-1	2	1	89	2	1	1	10	-3
 EE		6	-2	3	1	1	0	1	1	0	-2	89	3	0	-1	11	-2
 IE		7	2	2	1	1	0	0	0	0	-1	90	0	0	-2	10	2
 EL		3	-1	2	1	0	-1	0	0	0	-1	95	2	0	0	5	-2
 ES		4	0	1	0	0	-1	0	0	0	-1	95	2	0	0	5	-2
 FR		13	0	2	0	1	0	0	0	2	-1	82	1	0	0	18	-1
 HR		2	0	1	0	0	0	0	-1	0	0	97	1	0	0	3	-1
 IT		4	-1	1	0	0	-1	1	1	1	0	93	1	0	0	7	-1
 CY		2	0	0	0	0	0	0	0	0	-1	98	1	0	0	2	-1
 LV		3	-5	2	-1	1	0	1	0	4	1	89	6	0	-1	11	-5
 LT		3	-7	2	-2	0	-2	0	0	1	-1	92	12	2	0	6	-12
 LU		4	-4	1	0	0	-1	0	0	1	0	94	5	0	0	6	-5
 HU		5	1	1	0	0	0	0	0	1	0	93	-1	0	0	7	1
 MT		2	1	0	0	0	-1	0	0	0	0	98	1	0	-1	2	0
 NL		18	-3	4	-1	2	1	1	0	1	-2	74	5	0	0	26	-5
 AT		5	0	2	1	1	1	0	-1	0	0	92	-1	0	0	8	1
 PL		3	-5	1	-1	1	0	0	-1	1	0	94	8	0	-1	6	-7
 PT		3	-3	1	0	1	0	1	1	1	-1	93	5	0	-2	7	-3
 RO		1	-4	2	-1	1	0	0	0	2	0	94	6	0	-1	6	-5
 SI		15	4	3	1	1	-1	0	-1	3	0	77	-4	1	1	22	3
 SK		4	-3	2	0	1	1	0	0	2	0	90	1	1	1	9	-2
 FI		3	-3	1	0	1	0	0	0	1	-1	94	5	0	-1	6	-4
 SE		7	0	1	0	1	0	0	-1	1	0	90	1	0	0	10	-1
 UK		11	-2	4	0	1	0	1	0	3	1	80	1	0	0	20	-1
 TR		2	-1	1	0	1	1	0	-1	0	-1	96	2	0	0	4	-2
 MK		3	1	0	-2	0	0	0	0	0	-1	97	3	0	-1	3	-2
 IS		9	-6	6	3	2	-1	1	0	5	0	77	8	0	-4	23	-4
 ME		2	0	0	-1	0	-1	0	0	0	-2	97	3	1	1	2	-4
 MD		2		1		0		0		0		97		0		3	

Q2B.6 Concernant uniquement vos vacances personnelles en 2014, combien de fois avez-vous séjourné un minimum de quatre nuits consécutives dans les types d'hébergement suivants ?



































Dans un autre type d'hébergement

Q2B.6 Thinking only about your personal travels in 2014, how many times did you stay for a minimum of four consecutive nights in the following types of accommodation?

In another type of accommodation

Q2B.6 Denken Sie jetzt bitte ausschließlich an Ihre privaten Urlaubsreisen im Jahr 2014: Wie oft haben Sie mindestens vier aufeinanderfolgende Nächte in folgenden Unterkünften verbracht?



































In einer anderen Unterkunft

		1		2		3		4		5 fois ou plus		Aucune / zéro		Ne sait pas		Au moins une fois	
		1		2		3		4		5 times or more		None/zero		Don't know		At least once	
		1		2		3		4		5 Mal oder mehr		Nie/Null		Weiß nicht		Mindestens einmal	
%		Flash EB 414	Diff. Flash EB 392	Flash EB 414	Diff. Flash EB 392	Flash EB 414	Diff. Flash EB 392	Flash EB 414	Diff. Flash EB 392	Flash EB 414	Diff. Flash EB 392	Flash EB 414	Diff. Flash EB 392	Flash EB 414	Diff. Flash EB 392	Flash EB 414	Diff. Flash EB 392
	EU 28	6	-1	3	0	1	0	0	0	2	0	87	1	1	0	12	-1
	BE	9	-1	5	2	2	0	0	-1	2	1	82	-1	0	0	18	1
	BG	3	-2	1	-1	1	0	0	0	0	-1	94	4	1	0	5	-4
	CZ	8	2	2	0	1	-1	1	0	2	-1	85	8	1	-8	14	0
	DK	7	0	1	-1	1	0	0	0	1	0	88	0	2	1	10	-1
	DE	8	0	4	1	2	0	1	0	2	-1	82	-1	1	1	17	0
	EE	2	-7	1	-1	0	-1	0	0	1	0	94	9	2	0	4	-9
	IE	6	-2	3	1	1	1	1	1	1	0	87	0	1	-1	12	1
	EL	1	0	1	0	0	0	0	0	1	1	97	0	0	-1	3	1
	ES	3	-2	2	0	0	-1	0	-1	1	0	94	4	0	0	6	-4
	FR	8	-3	3	0	1	0	1	0	3	1	84	3	0	-1	16	-2
	HR	1	-3	2	0	1	0	0	-1	2	1	93	3	1	0	6	-3
	IT	7	-1	3	1	1	1	0	0	1	0	88	-1	0	0	12	1
	CY	3	1	1	1	0	-1	0	0	0	0	96	-1	0	0	4	1
	LV	3	0	1	0	0	-1	1	1	2	-1	92	2	1	-1	7	-1
	LT	5	-1	1	-2	1	0	0	0	0	-2	91	6	2	-1	7	-5
	LU	7	0	3	0	1	0	1	1	1	0	87	-1	0	0	13	1
	HU	2	-2	2	1	1	1	0	-1	0	-1	94	1	1	1	5	-2
	MT	5	-2	1	-1	0	-1	1	1	0	0	93	4	0	-1	7	-3
	NL	8	-1	2	-3	2	1	1	1	1	1	85	1	1	0	14	-1
	AT	8	0	3	0	1	0	1	0	2	1	85	-1	0	0	15	1
	PL	3	-4	2	-1	2	0	0	-1	2	-1	90	8	1	-1	9	-7
	PT	3	1	2	0	0	-1	0	0	1	1	93	2	1	-3	6	1
	RO	3	-3	1	-1	0	-2	1	0	2	-1	93	8	0	-1	7	-7
	SI	6	-4	5	0	2	1	0	-2	3	1	83	5	1	-1	16	-4
	SK	5	-5	5	2	1	0	0	-2	2	0	85	4	2	1	13	-5
	FI	4	-2	1	-2	1	0	0	0	2	0	91	5	1	-1	8	-4
	SE	7	-3	3	0	2	1	0	-1	2	1	86	3	0	-1	14	-2
	UK	8	1	3	0	1	0	0	0	1	0	86	-1	1	0	13	1
	TR	3	-2	1	-1	0	-2	0	-1	1	0	95	6	0	0	5	-6
	MK	6	2	0	-2	0	-1	0	-1	1	0	92	3	1	-1	7	-2
	IS	9	1	4	2	2	1	0	-1	4	4	79	-4	2	-3	19	7
	ME	3	-1	1	-1	0	-1	0	0	0	-2	96	5	0	0	4	-5
	MD	3		0		0		0		0		97		0		3	

Q2BT Concernant uniquement vos vacances personnelles en 2014, combien de fois avez-vous séjourné un minimum de quatre nuits consécutives dans les types d'hébergement suivants ?

Q2BT Thinking only about your personal travels in 2014, how many times did you stay for a minimum of four consecutive nights in the following types of accommodation?



































Q2BT Denken Sie jetzt bitte ausschließlich an Ihre privaten Urlaubsreisen im Jahr 2014: Wie oft haben Sie mindestens vier aufeinanderfolgende Nächte in folgenden Unterkünften verbracht?

	%	Toujours dans des hébergements payants		Jamais dans des hébergements payants		Combinaison de payants et non-payants		Ne sait pas dans tous les cas	
		Always in paid accommodation		Never in paid accommodation		Paid and unpaid accommodation		Don't know in all cases	
		Immer in bezahlten Unterkünften		Nie in bezahlten Unterkünften		In bezahlten und nicht bezahlten Unterkünften		Weiß nicht in allen Fällen	
		Flash EB 414	Diff. Flash EB 392	Flash EB 414	Diff. Flash EB 392	Flash EB 414	Diff. Flash EB 392	Flash EB 414	Diff. Flash EB 392
 EU 28		18	-6	45	10	37	-4	0	0
 BE		27	-6	34	13	39	-7	0	0
 BG		9	-2	67	21	24	-19	0	0
 CZ		14	-6	42	12	44	2	0	-8
 DK		26	-8	29	5	45	3	0	0
 DE		23	-10	35	11	42	-1	0	0
 EE		18	0	63	11	19	-11	0	0
 IE		23	-6	36	10	41	-3	0	-1
 EL		8	-9	65	13	27	-4	0	0
 ES		21	0	51	12	28	-12	0	0
 FR		9	-4	46	7	45	-3	0	0
 HR		14	0	57	4	29	-4	0	0
 IT		23	-3	48	7	29	-4	0	0
 CY		27	-18	47	17	26	1	0	0
 LV		11	1	68	6	21	-7	0	0
 LT		11	-4	67	20	22	-16	0	0
 LU		24	-9	31	9	45	0	0	0
 HU		15	-10	63	15	22	-5	0	0
 MT		48	-10	38	22	14	-11	0	-1
 NL		25	-7	35	9	40	-2	0	0
 AT		32	-9	35	11	33	-2	0	0
 PL		13	-3	55	10	32	-7	0	0
 PT		13	0	64	13	23	-11	0	-2
 RO		9	-6	69	21	22	-15	0	0
 SI		26	-1	41	20	33	-19	0	0
 SK		10	-3	58	18	32	-15	0	0
 FI		15	-2	53	7	32	-4	0	-1
 SE		18	1	40	9	42	-10	0	0
 UK		22	-3	31	2	47	1	0	0
 TR		6	-6	78	30	16	-24	0	0
 MK		25	-5	58	15	17	-10	0	0
 IS		14	1	44	3	42	-1	0	-3
 ME		12	-3	68	22	20	-19	0	0
 MD		27		61		12		0	

Q3A Quelles étaient les principales raisons pour lesquelles vous n'êtes PAS parti(e) en vacances en 2014 ? En premier?

Q3A What were the main reasons why you did NOT go on holiday in 2014? Firstly?



































Q3A Welches waren die Hauptgründe dafür, dass Sie 2014 nicht in Urlaub gefahren sind? Erstens?

		Raisons financières	Manque de temps libre en raison d'obligations liées au travail ou aux études	Manque de temps libre en raison d'obligations familiales	Absence de motivation pour les voyages, préfère rester à la maison	Absence d'infrastructures adaptées pour les personnes handicapées
		Financial reasons	Lack of free time due to work or study commitments	Lack of free time due to family commitments	Prefer to stay at home, no motivation to travel	Lack of facilities for persons with disabilities
		Finanzielle Gründe	Nicht genügend freie Zeit wegen beruflicher Verpflichtungen (Arbeit oder Studium)	Nicht genügend freie Zeit wegen familiärer Verpflichtungen	Keine Beweggründe zu verreisen (bleibt lieber zu Hause)	Fehlende Einrichtungen für Personen mit Behinderungen
%		Flash EB 414	Flash EB 414	Flash EB 414	Flash EB 414	Flash EB 414
	EU 28	42	13	10	13	1
	BE	25	14	9	26	2
	BG	53	13	8	8	1
	CZ	34	13	11	11	1
	DK	27	16	5	22	1
	DE	21	19	9	16	1
	EE	45	12	3	10	1
	IE	42	10	15	17	2
	EL	65	11	7	6	1
	ES	55	11	6	12	1
	FR	38	14	9	15	1
	HR	58	11	8	8	1
	IT	47	12	12	12	1
	CY	57	7	8	9	0
	LV	45	19	11	9	2
	LT	33	17	6	6	1
	LU	29	14	7	20	2
	HU	57	10	9	6	1
	MT	29	20	10	14	0
	NL	39	6	5	22	1
	AT	24	14	12	25	0
	PL	43	15	14	9	1
	PT	59	13	7	8	0
	RO	57	14	10	4	1
	SI	39	5	10	19	0
	SK	46	11	9	8	1
	FI	29	16	7	27	1
	SE	23	6	3	31	0
	UK	35	12	10	17	3
	TR	42	20	14	11	0
	MK	64	8	8	5	0
	IS	21	26	4	17	1
	ME	51	12	11	6	0
	MD	58	19	6	3	0

Q3A Quelles étaient les principales raisons pour lesquelles vous n'êtes PAS parti(e) en vacances en 2014 ? En premier?

Q3A What were the main reasons why you did NOT go on holiday in 2014? Firstly?



































Q3A Welches waren die Hauptgründe dafür, dass Sie 2014 nicht in Urlaub gefahren sind? Erstens?

		Raisons de santé	Problèmes administratifs (obtention d'un visa, etc.)	Autre (NE PAS LIRE)	Ne sait pas
		Health reasons	Administrative problems (getting a visa, etc.)	Other (DO NOT READ OUT)	Don't know
		Gesundheitliche Gründe	Bürokratische Probleme (z. B. beim Erhalt eines Visums etc.)	Andere (NICHT VORLESEN)	Weiß nicht
%		Flash EB 414	Flash EB 414	Flash EB 414	Flash EB 414
 EU 28		15	0	5	1
 BE		18	0	5	1
 BG		14	0	2	1
 CZ		23	0	7	0
 DK		18	0	9	2
 DE		24	0	8	2
 EE		22	0	5	2
 IE		9	0	5	0
 EL		7	0	3	0
 ES		10	0	5	0
 FR		18	0	5	0
 HR		9	1	4	0
 IT		11	0	4	1
 CY		12	0	6	1
 LV		10	1	3	0
 LT		19	0	17	1
 LU		19	0	8	1
 HU		13	0	4	0
 MT		13	0	11	3
 NL		18	0	9	0
 AT		18	0	5	2
 PL		13	0	5	0
 PT		8	0	4	1
 RO		11	1	2	0
 SI		18	0	7	2
 SK		15	1	8	1
 FI		16	0	3	1
 SE		22	0	12	3
 UK		18	0	5	0
 TR		9	1	3	0
 MK		12	0	1	2
 IS		12	0	15	4
 ME		17	0	3	0
 MD		9	1	3	1

Q3B Et ensuite ? (PLUSIEURS REPONSES POSSIBLES)

Q3B And then? (MULTIPLE ANSWERS POSSIBLE)



































Q3B Und sonst noch? (MEHRFACHNENNUNGEN MÖGLICH)

		Raisons financières	Manque de temps libre en raison d'obligations liées au travail ou aux études	Manque de temps libre en raison d'obligations familiales	Absence de motivation pour les voyages, préfère rester à la maison	Absence d'infrastructures adaptées pour les personnes handicapées
		Financial reasons	Lack of free time due to work or study commitments	Lack of free time due to family commitments	Prefer to stay at home, no motivation to travel	Lack of facilities for persons with disabilities
		Finanzielle Gründe	Nicht genügend freie Zeit wegen beruflicher Verpflichtungen (Arbeit oder Studium)	Nicht genügend freie Zeit wegen familiärer Verpflichtungen	Keine Beweggründe zu verreisen (bleibt lieber zu Hause)	Fehlende Einrichtungen für Personen mit Behinderungen
%		Flash EB 414	Flash EB 414	Flash EB 414	Flash EB 414	Flash EB 414
	EU 28	12	7	8	8	2
	BE	17	7	12	18	7
	BG	8	6	6	6	1
	CZ	15	9	10	11	2
	DK	14	5	3	10	3
	DE	12	3	4	5	1
	EE	19	6	13	6	2
	IE	7	10	3	10	1
	EL	10	7	11	6	0
	ES	8	5	5	6	0
	FR	13	6	8	12	2
	HR	10	6	12	12	1
	IT	9	4	7	3	0
	CY	9	6	9	9	2
	LV	14	9	10	7	2
	LT	16	7	8	9	1
	LU	7	9	14	14	1
	HU	12	8	13	9	1
	MT	9	3	8	4	0
	NL	7	3	2	8	1
	AT	12	7	12	9	0
	PL	18	13	13	9	3
	PT	14	9	6	8	0
	RO	14	8	12	2	2
	SI	23	3	8	16	0
	SK	12	7	7	7	1
	FI	16	13	7	16	1
	SE	7	0	6	7	1
	UK	13	10	12	16	5
	TR	10	8	8	5	0
	MK	15	12	18	13	1
	IS	5	10	7	3	5
	ME	23	7	10	5	1
	MD	14	16	13	1	1

Q3B Et ensuite ? (PLUSIEURS REPONSES POSSIBLES)

Q3B And then? (MULTIPLE ANSWERS POSSIBLE)



































Q3B Und sonst noch? (MEHRFACHNENNUNGEN MÖGLICH)

		Raisons de santé	Problèmes administratifs (obtention d'un visa, etc.)	Autre (NE PAS LIRE)	Ne sait pas
		Health reasons	Administrative problems (getting a visa, etc.)	Other (DO NOT READ OUT)	Don't know
		Gesundheitliche Gründe	Bürokratische Probleme (z. B. beim Erhalt eines Visums etc.)	Andere (NICHT VORLESEN)	Weiß nicht
%		Flash EB 414	Flash EB 414	Flash EB 414	Flash EB 414
	EU 28	8	0	10	52
	BE	10	2	12	38
	BG	13	0	4	58
	CZ	10	0	7	46
	DK	3	0	17	50
	DE	5	0	17	55
	EE	14	0	11	37
	IE	11	0	10	53
	EL	6	0	8	55
	ES	5	0	5	68
	FR	7	0	11	49
	HR	9	1	23	30
	IT	5	0	10	63
	CY	4	0	23	42
	LV	7	0	4	53
	LT	7	1	23	35
	LU	14	0	17	34
	HU	12	1	13	37
	MT	4	0	14	60
	NL	7	1	17	58
	AT	5	0	13	51
	PL	12	0	5	37
	PT	9	1	15	43
	RO	12	1	5	50
	SI	12	0	28	17
	SK	12	0	19	40
	FI	4	0	3	45
	SE	7	0	9	66
	UK	10	1	4	49
	TR	4	0	14	52
	MK	19	1	12	25
	IS	1	0	18	59
	ME	11	2	12	37
	MD	7	3	15	41

Q3T - Quelles étaient les principales raisons pour lesquelles vous n'êtes pas parti(e) en vacances en 2014 ? En premier ? Et ensuite ?

Q3T - What were the main reasons why you did not go on holiday in 2014? Firstly? And then?



































Q3T - Welches waren die Hauptgründe dafür, dass Sie 2014 nicht in Urlaub gefahren sind? Erstens? Und sonst noch?

		Raisons financières	Manque de temps libre en raison d'obligations liées au travail ou aux études	Manque de temps libre en raison d'obligations familiales	Absence de motivation pour les voyages, préfère rester à la maison	Absence d'infrastructures adaptées pour les personnes handicapées
		Financial reasons	Lack of free time due to work or study commitments	Lack of free time due to family commitments	Prefer to stay at home, no motivation to travel	Lack of facilities for persons with disabilities
		Finanzielle Gründe	Nicht genügend freie Zeit wegen beruflicher Verpflichtungen (Arbeit oder Studium)	Nicht genügend freie Zeit wegen familiärer Verpflichtungen	Keine Beweggründe zu verreisen (bleibt lieber zu Hause)	Fehlende Einrichtungen für Personen mit Behinderungen
%		Flash EB 414	Flash EB 414	Flash EB 414	Flash EB 414	Flash EB 414
	EU 28	54	20	18	21	3
	BE	42	21	20	44	8
	BG	61	19	14	15	2
	CZ	49	23	22	21	4
	DK	41	21	8	32	4
	DE	32	22	13	21	2
	EE	64	18	16	16	3
	IE	49	20	18	26	3
	EL	75	17	18	12	2
	ES	62	16	12	18	1
	FR	51	20	17	26	2
	HR	68	17	21	20	2
	IT	56	17	19	16	1
	CY	66	13	17	18	2
	LV	59	28	21	16	4
	LT	49	24	15	14	2
	LU	36	23	21	33	3
	HU	69	18	21	16	1
	MT	38	23	18	17	1
	NL	46	9	7	30	2
	AT	35	21	24	34	0
	PL	61	29	27	17	4
	PT	73	21	14	15	1
	RO	71	22	22	7	3
	SI	61	7	18	35	1
	SK	58	18	16	15	3
	FI	45	29	14	43	1
	SE	30	6	8	38	1
	UK	48	22	22	34	7
	TR	53	28	22	16	0
	MK	79	20	26	18	1
	IS	26	36	11	19	6
	ME	74	19	20	10	1
	MD	71	35	19	4	1

Q3T - Quelles étaient les principales raisons pour lesquelles vous n'êtes pas parti(e) en vacances en 2014 ? En premier ? Et ensuite ?

Q3T - What were the main reasons why you did not go on holiday in 2014? Firstly? And then?



































Q3T - Welches waren die Hauptgründe dafür, dass Sie 2014 nicht in Urlaub gefahren sind? Erstens? Und sonst noch?

		Raisons de santé	Problèmes administratifs (obtention d'un visa, etc.)	Autre (NE PAS LIRE)	Ne sait pas
		Health reasons	Administrative problems (getting a visa, etc.)	Other (DO NOT READ OUT)	Don't know
		Gesundheitliche Gründe	Bürokratische Probleme (z. B. beim Erhalt eines Visums etc.)	Andere (NICHT VORLESEN)	Weiß nicht
%		Flash EB 414	Flash EB 414	Flash EB 414	Flash EB 414
	EU 28	23	1	13	1
	BE	28	2	15	1
	BG	27	0	6	1
	CZ	32	0	13	0
	DK	21	0	22	2
	DE	29	0	22	2
	EE	36	0	14	2
	IE	20	0	15	0
	EL	13	0	10	0
	ES	15	0	10	0
	FR	25	0	14	0
	HR	18	2	26	0
	IT	16	0	12	1
	CY	16	0	24	0
	LV	17	1	6	0
	LT	26	1	33	0
	LU	33	0	20	1
	HU	24	1	15	0
	MT	16	0	19	3
	NL	25	1	22	0
	AT	23	0	16	2
	PL	25	1	8	0
	PT	16	1	17	1
	RO	23	2	6	0
	SI	31	0	29	2
	SK	27	1	23	1
	FI	20	0	6	1
	SE	28	0	18	3
	UK	28	1	8	0
	TR	13	1	15	0
	MK	31	1	12	2
	IS	12	0	29	4
	ME	28	2	15	0
	MD	16	4	18	1

Q4A.1 Dans quel pays êtes-vous parti(e) pour vos principales vacances en 2014 ? Par "principales vacances", nous pensons aux vacances qui ont été les plus importantes pour vous en 2014. (NE PAS LIRE)

Q4A.1 To which country did you go for your main holiday in 2014? By 'main holiday' we mean the holiday that was the most important for you in 2014. (DO NOT READ OUT)



































Q4A.1 In welchem Land haben Sie 2014 Ihren Haupturlaub verbracht? Mit 'Haupturlaub' meinen wir den Urlaub, der für Sie im Jahr 2014 am wichtigsten war. (NICHT VORLESEN)

		En [NOTRE PAYS]		Autriche		Belgique		Bulgarie		Croatie		Chypre		République tchèque		Danemark	
		In [OUR COUNTRY]		Austria		Belgium		Bulgaria		Croatia		Cyprus		Czech Republic		Denmark	
		In [UNSEREM LAND]		Österreich		Belgien		Bulgarien		Kroatien		Zypern		Tschechische Republik		Dänemark	
%		Flash EB 414	Diff. Flash EB 392	Flash EB 414	Diff. Flash EB 392	Flash EB 414	Diff. Flash EB 392	Flash EB 414	Diff. Flash EB 392	Flash EB 414	Diff. Flash EB 392	Flash EB 414	Diff. Flash EB 392	Flash EB 414	Diff. Flash EB 392	Flash EB 414	Diff. Flash EB 392
	EU 28	40	-2	2	0	0	0	1	0	3	0	0	0	0	0	1	1
	BE	8	2	2	-1	0	0	0	0	1	0	0	0	0	-1	1	1
	BG	68	-2	0	-2	0	0	0	0	0	0	0	0	0	-1	0	0
	CZ	29	-2	3	-1	0	0	3	1	11	-1	0	0	0	0	0	0
	DK	17	0	3	1	0	0	2	1	1	0	1	0	1	0	0	0
	DE	26	-2	5	0	0	0	0	0	4	0	0	0	1	1	2	1
	EE	24	-5	1	1	0	-1	0	-2	1	0	0	0	1	0	0	0
	IE	14	0	1	1	0	-1	0	0	0	-1	0	-1	0	0	0	0
	EL	77	-7	1	0	1	1	0	-1	0	0	1	0	0	0	0	0
	ES	63	-3	0	0	1	1	0	0	0	0	0	0	0	0	0	0
	FR	60	3	1	0	0	-1	0	0	1	0	0	0	0	0	0	0
	HR	75	-1	2	1	0	-1	0	0	0	0	0	0	2	1	0	0
	IT	61	-5	1	1	0	0	0	0	2	0	0	0	0	0	0	0
	CY	17	-8	0	-1	0	0	1	1	0	0	0	0	0	0	0	0
	LV	14	-6	2	2	1	0	1	0	2	2	2	2	1	1	1	1
	LT	32	-2	2	-2	0	0	0	-1	1	-1	1	1	1	1	2	1
	LU	1	1	5	1	1	-3	1	1	1	-2	0	0	0	0	1	1
	HU	43	-9	4	0	0	0	2	0	13	2	0	-1	0	0	0	0
	MT	17	8	2	0	1	1	1	1	1	1	0	0	0	0	0	0
	NL	15	-4	1	-1	3	1	0	0	3	1	0	0	0	-1	1	0
	AT	17	-5	0	0	0	0	0	0	11	2	0	0	0	-1	1	1
	PL	50	-6	2	1	0	-1	2	0	5	1	0	0	1	1	0	0
	PT	62	-2	0	0	1	1	0	0	0	0	0	0	0	0	0	0
	RO	50	-4	0	-2	1	0	6	1	0	-2	0	0	0	-1	0	0
	SI	15	-2	3	2	0	-2	1	0	62	9	0	-1	0	0	1	1
	SK	22	-1	4	1	0	0	6	1	19	-1	1	1	6	0	0	0
	FI	31	2	1	0	1	0	0	0	2	1	0	-2	2	1	0	0
	SE	34	7	0	-1	0	0	0	0	1	-2	1	0	0	0	2	0
	UK	24	-2	1	1	0	0	1	1	0	0	2	1	0	0	1	1
	TR	81	-2	0	-1	0	0	1	0	0	0	2	1	0	0	0	0
	MK	24	-6	2	0	0	0	6	0	1	0	0	0	0	-1	0	0
	IS	22	-12	1	0	0	0	0	0	1	1	0	0	0	0	7	0
	ME	38	-4	2	1	0	0	1	0	4	1	0	0	1	0	0	0
	MD	0		0		1		13		0		1		1		0	

Q4A.1 Dans quel pays êtes-vous parti(e) pour vos principales vacances en 2014 ? Par "principales vacances", nous pensons aux vacances qui ont été les plus importantes pour vous en 2014. (NE PAS LIRE)

Q4A.1 To which country did you go for your main holiday in 2014? By 'main holiday' we mean the holiday that was the most important for you in 2014. (DO NOT READ OUT)



































Q4A.1 In welchem Land haben Sie 2014 Ihren Haupturlaub verbracht? Mit 'Haupturlaub' meinen wir den Urlaub, der für Sie im Jahr 2014 am wichtigsten war. (NICHT VORLESEN)

		Estonie		Finlande		France		Allemagne		Grèce		Hongrie		Irlande		Italie	
		Estonia		Finland		France		Germany		Greece		Hungary		Ireland		Italy	
		Estland		Finnland		Frankreich		Deutschland		Griechenland		Ungarn		Irland		Italien	
%		Flash EB 414	Diff. Flash EB 392	Flash EB 414	Diff. Flash EB 392	Flash EB 414	Diff. Flash EB 392	Flash EB 414	Diff. Flash EB 392	Flash EB 414	Diff. Flash EB 392	Flash EB 414	Diff. Flash EB 392	Flash EB 414	Diff. Flash EB 392	Flash EB 414	Diff. Flash EB 392
	EU 28	0	0	0	0	4	-1	2	0	3	0	1	1	0	0	6	1
	BE	0	0	0	0	28	-2	2	0	5	0	1	1	0	0	7	-1
	BG	0	0	0	0	0	-3	2	1	9	0	0	0	0	0	3	1
	CZ	0	0	0	0	4	1	3	1	6	0	2	0	0	0	7	-2
	DK	0	0	0	0	4	0	6	1	7	0	0	0	0	-1	9	-1
	DE	0	0	0	0	3	-1	0	0	3	0	1	1	0	0	11	1
	EE	0	0	5	0	1	-1	3	1	3	1	1	-1	0	-1	5	0
	IE	0	0	0	0	10	2	0	-1	3	2	0	0	0	0	8	0
	EL	0	0	0	-1	1	-1	4	3	0	0	0	0	0	0	3	2
	ES	0	0	0	0	4	0	1	-1	1	0	0	0	1	0	6	1
	FR	0	0	0	0	0	0	1	0	1	0	0	0	0	0	5	1
	HR	0	0	0	0	1	-2	3	0	0	0	3	3	1	1	2	-1
	IT	0	0	0	0	3	-2	1	0	4	0	1	0	0	0	0	0
	CY	0	0	0	0	1	-2	2	1	53	9	0	-1	0	0	3	-3
	LV	2	-3	3	-2	2	-2	7	1	2	-1	1	0	4	4	5	-2
	LT	1	1	0	0	3	-1	6	3	3	1	1	1	0	-1	5	2
	LU	0	0	0	0	18	-4	5	-1	2	-1	0	-1	0	0	11	2
	HU	0	0	0	0	1	-1	4	-1	6	3	0	0	0	0	8	1
	MT	0	0	0	0	9	1	3	-1	3	0	1	1	3	1	17	-7
	NL	0	0	0	0	11	-7	9	4	4	0	0	-1	0	0	9	2
	AT	0	0	0	0	2	0	5	1	7	2	0	-1	0	-2	14	-1
	PL	0	0	0	0	2	-1	5	2	4	1	0	-1	0	0	7	4
	PT	0	0	0	0	8	1	2	2	0	-1	0	0	0	0	0	-2
	RO	0	0	0	0	1	-3	3	-1	8	1	4	4	0	0	10	5
	SI	0	0	0	0	2	-1	1	1	3	0	0	0	0	0	4	1
	SK	0	0	0	0	3	2	1	-1	4	0	3	0	1	1	7	1
	FI	6	2	0	0	3	1	3	1	5	0	1	1	0	-1	2	-1
	SE	0	0	2	1	2	-2	3	2	5	-1	0	0	0	0	4	0
	UK	0	0	0	0	5	0	1	-1	4	0	0	0	1	0	4	2
	TR	0	0	0	0	2	2	2	1	1	0	0	0	0	0	3	2
	MK	0	0	0	0	1	1	4	-3	22	5	0	0	0	0	1	-4
	IS	1	1	0	0	3	1	3	-3	3	2	0	-1	0	-1	5	3
	ME	0	0	0	-1	2	-1	3	0	4	0	1	0	0	0	4	1
	MD	0	0	0	0	0	0	3	0	4	0	0	0	0	0	14	0

Q4A.1 Dans quel pays êtes-vous parti(e) pour vos principales vacances en 2014 ? Par "principales vacances", nous pensons aux vacances qui ont été les plus importantes pour vous en 2014. (NE PAS LIRE)

Q4A.1 To which country did you go for your main holiday in 2014? By 'main holiday' we mean the holiday that was the most important for you in 2014. (DO NOT READ OUT)



































Q4A.1 In welchem Land haben Sie 2014 Ihren Haupturlaub verbracht? Mit 'Haupturlaub' meinen wir den Urlaub, der für Sie im Jahr 2014 am wichtigsten war. (NICHT VORLESEN)

		Lettonie		Lituanie		Luxembourg		Malte		Pays-Bas		Pologne		Portugal		Roumanie	
		Latvia		Lithuania		Luxembourg		Malta		Netherlands		Poland		Portugal		Romania	
		Lettland		Litauen		Luxemburg		Malta		Niederlande		Polen		Portugal		Rumänien	
%		Flash EB 414	Diff. Flash EB 392	Flash EB 414	Diff. Flash EB 392	Flash EB 414	Diff. Flash EB 392	Flash EB 414	Diff. Flash EB 392	Flash EB 414	Diff. Flash EB 392	Flash EB 414	Diff. Flash EB 392	Flash EB 414	Diff. Flash EB 392	Flash EB 414	Diff. Flash EB 392
	EU 28	0	0	0	0	0	0	0	0	1	0	0	0	2	0	0	0
	BE	0	0	0	0	0	0	1	0	2	0	1	0	2	0	0	0
	BG	0	0	0	0	0	0	0	0	0	0	0	0	0	0	0	0
	CZ	0	0	0	0	0	0	0	0	0	0	1	1	0	0	1	1
	DK	0	0	0	0	0	0	1	0	0	0	0	-1	1	0	0	0
	DE	0	0	0	0	0	0	0	0	2	0	1	0	1	0	0	0
	EE	5	2	1	-2	0	0	0	0	0	0	0	-1	1	1	0	0
	IE	0	0	0	-1	0	0	0	-1	0	-1	0	0	7	1	0	0
	EL	0	0	0	0	0	0	0	0	0	0	0	0	0	0	0	-1
	ES	0	0	0	0	0	0	0	0	0	0	0	0	5	3	1	1
	FR	0	0	0	0	0	0	0	0	1	1	0	0	4	1	0	0
	HR	0	0	0	0	0	0	0	0	2	2	0	0	1	1	0	0
	IT	0	0	0	0	0	0	0	0	0	0	0	0	1	0	1	0
	CY	0	0	0	0	0	0	1	0	2	1	0	-1	0	0	1	1
	LV	0	0	4	3	1	1	0	0	1	1	3	1	0	-1	1	0
	LT	3	-1	0	0	0	0	1	0	1	0	2	-1	0	-1	0	0
	LU	0	0	0	0	0	0	1	1	2	0	0	0	15	1	0	0
	HU	0	0	0	0	0	0	0	0	0	0	0	-1	0	-1	4	2
	MT	0	0	0	0	0	0	0	0	2	1	0	0	0	0	0	0
	NL	0	0	0	0	0	-1	0	-1	0	0	1	1	3	1	0	-1
	AT	0	0	0	0	0	0	0	-1	1	1	0	0	1	1	0	-1
	PL	0	0	0	0	0	0	0	0	0	-1	0	0	1	0	0	0
	PT	0	0	0	0	0	0	0	0	0	-1	1	1	0	0	0	0
	RO	0	0	0	0	0	0	0	0	0	-1	0	0	1	1	0	0
	SI	0	0	1	1	0	0	0	0	0	-1	0	-1	0	-1	0	0
	SK	0	0	0	0	0	0	0	0	1	1	1	0	1	1	2	0
	FI	1	1	0	0	0	0	0	-1	1	0	1	0	2	0	0	0
	SE	0	-1	0	0	0	0	0	0	0	-1	1	1	1	0	0	0
	UK	0	0	0	0	0	0	1	0	1	0	0	-1	2	-1	0	0
	TR	0	0	0	0	0	0	0	0	0	-1	0	0	1	1	0	0
	MK	0	0	0	0	0	0	0	0	0	0	1	1	0	0	1	1
	IS	0	0	0	0	0	0	0	0	1	1	0	-1	1	1	0	0
	ME	0	0	0	0	0	0	0	0	1	0	0	0	0	0	0	-1
	MD	0	0	0	0	0	0	0	0	0	0	3	0	1	0	10	0

Q4A.1 Dans quel pays êtes-vous parti(e) pour vos principales vacances en 2014 ? Par "principales vacances", nous pensons aux vacances qui ont été les plus importantes pour vous en 2014. (NE PAS LIRE)

Q4A.1 To which country did you go for your main holiday in 2014? By 'main holiday' we mean the holiday that was the most important for you in 2014. (DO NOT READ OUT)



































Q4A.1 In welchem Land haben Sie 2014 Ihren Haupturlaub verbracht? Mit 'Haupturlaub' meinen wir den Urlaub, der für Sie im Jahr 2014 am wichtigsten war. (NICHT VORLESEN)

		Slovaquie		Slovénie		Espagne		Suède		Royaume Uni	
		Slovakia		Slovenia		Spain		Sweden		United Kingdom	
		Slowakei		Slowenien		Spanien		Schweden		Großbritannien	
%		Flash EB 414	Diff. Flash EB 392	Flash EB 414	Diff. Flash EB 392	Flash EB 414	Diff. Flash EB 392	Flash EB 414	Diff. Flash EB 392	Flash EB 414	Diff. Flash EB 392
	EU 28	0	0	0	0	8	-1	1	0	2	0
	BE	0	0	0	0	13	-1	1	1	2	1
	BG	0	0	0	0	2	0	1	1	2	1
	CZ	5	-4	0	-1	4	1	1	0	0	-2
	DK	0	0	0	0	11	-3	3	0	3	1
	DE	0	0	0	0	11	-1	1	0	1	0
	EE	0	0	0	0	8	-1	2	-2	1	-2
	IE	0	0	0	0	26	1	1	1	5	-3
	EL	0	0	0	-1	2	1	1	1	3	3
	ES	0	0	0	0	0	0	1	1	5	2
	FR	0	0	0	0	7	-1	0	-1	1	-1
	HR	0	0	0	-2	1	1	0	0	1	0
	IT	0	0	0	0	6	1	1	1	2	0
	CY	0	0	0	0	0	-1	0	0	10	1
	LV	6	6	0	-1	4	2	5	1	8	-2
	LT	0	-2	0	0	6	1	0	-1	5	-3
	LU	0	0	0	0	10	-2	0	0	2	0
	HU	0	0	1	1	2	1	0	-2	3	2
	MT	0	0	2	0	4	-3	0	0	27	4
	NL	0	0	0	0	11	0	1	0	3	2
	AT	0	0	0	-1	7	2	1	0	3	0
	PL	1	1	0	0	4	1	1	1	4	2
	PT	0	0	0	0	9	-3	0	0	1	-1
	RO	0	0	0	0	3	-2	1	1	1	1
	SI	0	0	0	0	1	-1	0	0	0	0
	SK	0	0	0	0	1	-3	0	0	2	1
	FI	0	-1	0	0	12	0	3	-1	3	2
	SE	0	0	0	-1	14	1	0	0	3	1
	UK	0	0	0	0	15	-4	0	0	0	0
	TR	0	0	0	0	1	0	0	0	1	1
	MK	0	0	4	2	1	1	0	-1	0	0
	IS	0	0	0	0	18	4	8	5	4	0
	ME	0	0	1	0	2	0	0	-1	0	-1
	MD	0	0	0	0	3	0	0	0	0	0

Q4A.1 Dans quel pays êtes-vous parti(e) pour vos principales vacances en 2014 ? Par "principales vacances", nous pensons aux vacances qui ont été les plus importantes pour vous en 2014. (NE PAS LIRE)

Q4A.1 To which country did you go for your main holiday in 2014? By 'main holiday' we mean the holiday that was the most important for you in 2014. (DO NOT READ OUT)



































Q4A.1 In welchem Land haben Sie 2014 Ihren Haupturlaub verbracht? Mit 'Haupturlaub' meinen wir den Urlaub, der für Sie im Jahr 2014 am wichtigsten war. (NICHT VORLESEN)

		Aux USA ou au Canada		Dans les Caraïbes / Amérique Centrale ou du Sud		En Afrique du Nord / Moyen orient		En Asie / Océanie		Autre		Ne sait pas		Dans l'UE28		Total 'Dans un autre pays hors de l'UE28'	
		USA or Canada		The Caribbean, Central or South America		North Africa/The Middle East		Asia/Oceania		Other		Don't know		In the EU28		Total 'Outside the EU28'	
		USA oder Kanada		Karibik, Zentral- oder Südamerika		Nordafrika/ Naher Osten		Asien/ Ozeanien		Sonstiges		Weiß nicht		Innerhalb der EU28		Gesamt 'Außerhalb der EU28'	
	%	Flash EB 414	Diff. Flash EB 392	Flash EB 414	Diff. Flash EB 392	Flash EB 414	Diff. Flash EB 392	Flash EB 414	Diff. Flash EB 392	Flash EB 414	Diff. Flash EB 392	Flash EB 414	Diff. Flash EB 392	Flash EB 414	Diff. Flash EB 392	Flash EB 414	Diff. Flash EB 392
 EU 28		4	1	2	0	4	1	4	1	8	0	0	-1	39	1	21	2
 BE		2	0	1	-1	5	1	4	1	10	0	0	0	70	-3	22	1
 BG		1	0	0	0	0	0	1	0	7	3	1	0	20	-2	10	4
 CZ		2	1	1	0	4	2	4	0	8	3	1	0	51	-5	18	6
 DK		7	1	2	1	6	3	6	-2	7	-2	1	0	54	-2	28	1
 DE		3	1	2	1	2	-1	4	-1	14	3	0	-2	47	-2	26	5
 EE		2	1	2	2	3	1	7	2	24	9	0	0	39	-9	37	14
 IE		12	0	3	2	2	1	3	0	5	1	0	-1	62	-2	24	3
 EL		0	0	0	0	0	0	0	-1	3	0	0	-1	19	8	3	-1
 ES		2	-1	3	0	1	0	1	0	3	-1	0	0	26	5	10	-3
 FR		2	-3	1	0	4	0	4	2	5	-1	0	-2	23	0	17	-1
 HR		1	0	0	0	1	1	0	0	5	-2	0	0	18	3	7	-2
 IT		2	0	1	-1	4	2	2	0	5	2	0	0	25	1	15	6
 CY		3	0	0	0	0	0	1	1	3	1	1	0	75	7	7	2
 LV		1	0	1	1	1	-3	5	0	13	-3	1	1	65	11	20	-6
 LT		1	-1	0	0	0	-4	4	0	20	10	2	0	41	-4	25	6
 LU		4	1	2	1	2	-1	4	0	8	1	1	1	78	-3	21	3
 HU		3	3	2	2	0	0	1	0	3	-1	1	1	48	6	9	4
 MT		1	-2	0	-1	1	1	2	1	3	-3	0	0	76	-2	7	-5
 NL		5	3	1	-2	3	-1	3	0	11	2	0	0	61	2	23	2
 AT		3	0	3	0	5	-1	6	0	8	-1	1	1	57	6	25	-2
 PL		1	0	0	-1	2	1	0	-2	4	-3	1	-1	41	11	8	-4
 PT		2	1	4	1	2	0	1	0	5	1	0	0	24	0	14	3
 RO		0	-1	0	-1	0	0	0	0	7	3	2	0	40	2	8	2
 SI		1	0	0	0	1	0	1	0	2	-4	0	-1	80	8	5	-5
 SK		2	1	1	0	5	4	1	-2	7	-1	1	-2	61	2	16	2
 FI		3	0	2	1	2	0	8	0	7	-2	0	-1	47	0	22	-1
 SE		7	1	3	1	2	-1	4	-4	8	-3	0	-1	41	-1	24	-5
 UK		8	1	5	2	10	5	6	1	6	-5	1	0	40	-2	36	5
 TR		0	0	0	0	1	0	1	1	4	-1	0	-3	13	5	7	2
 MK		1	-2	0	0	1	1	1	1	29	5	1	-1	44	3	32	5
 IS		15	0	2	2	1	1	3	0	3	-2	1	1	54	11	23	1
 ME		2	2	0	0	4	3	0	-1	30	1	0	0	26	-2	36	5
 MD		1		0		0		0		43		3		53		44	

Q4B.1 Dans quel autre ou quels autres pays vous êtes-vous rendu(e) en 2014 ? (NE PAS LIRE - PLUSIEURS RÉPONSES POSSIBLES)

Q4B.1 And to which other country or countries did you go in 2014? (DO NOT READ OUT - MULTIPLE ANSWERS POSSIBLE)



































Q4B.1 Und in welches andere Land bzw. welche anderen Länder sind Sie 2014 gereist? (NICHT VORLESEN - MEHRFACHNENNUNGEN MÖGLICH)

		En [NOTRE PAYS]		Autriche		Belgique		Bulgarie		Croatie		Chypre		République tchèque		Danemark	
		In [OUR COUNTRY]		Austria		Belgium		Bulgaria		Croatia		Cyprus		Czech Republic		Denmark	
		In [UNSEREM LAND]		Österreich		Belgien		Bulgarien		Kroatien		Zypern		Tschechische Republik		Dänemark	
		Flash EB 414	Diff. Flash EB 392	Flash EB 414	Diff. Flash EB 392	Flash EB 414	Diff. Flash EB 392	Flash EB 414	Diff. Flash EB 392	Flash EB 414	Diff. Flash EB 392	Flash EB 414	Diff. Flash EB 392	Flash EB 414	Diff. Flash EB 392	Flash EB 414	Diff. Flash EB 392
%																	
	EU 28	14	-2	5	1	3	1	0	0	1	0	0	0	1	0	1	0
	BE	11	0	4	1	0	0	0	0	1	0	0	0	0	0	0	-1
	BG	7	-3	1	-2	0	-1	0	0	1	0	0	0	0	0	0	0
	CZ	11	-3	14	1	1	0	1	1	5	2	0	0	0	0	0	0
	DK	24	6	4	-1	1	-1	0	0	1	0	0	-1	2	0	0	0
	DE	14	-7	12	0	2	1	1	1	1	0	0	0	1	-1	2	0
	EE	17	-10	3	2	0	-1	0	0	0	0	0	0	3	2	1	-1
	IE	17	-4	2	0	1	-1	0	0	1	1	1	1	1	1	0	-1
	EL	7	4	1	1	1	0	3	1	0	0	1	1	0	0	0	0
	ES	10	2	0	0	2	2	0	0	1	1	0	0	0	0	0	0
	FR	11	-1	1	0	5	1	0	0	0	0	0	0	1	0	0	0
	HR	5	-2	11	2	2	2	2	2	0	0	0	0	2	1	1	1
	IT	14	-1	2	-1	1	1	0	0	1	0	0	0	0	-1	1	1
	CY	11	-1	1	0	3	2	0	0	0	0	0	0	0	-1	0	0
	LV	11	0	0	-4	2	-3	0	0	2	0	0	-1	4	2	1	1
	LT	8	-1	3	2	1	-1	0	-1	2	1	0	0	2	-1	2	1
	LU	6	2	7	-2	21	8	0	0	1	1	0	0	0	0	1	0
	HU	17	0	16	8	0	0	0	0	5	3	0	0	2	1	0	0
	MT	10	-7	1	1	2	2	1	1	0	-2	0	-1	0	-2	1	1
	NL	21	5	7	0	16	3	0	0	0	-1	0	0	1	0	1	0
	AT	27	-5	0	0	1	0	0	0	7	-4	0	0	3	0	1	0
	PL	10	0	3	2	1	0	0	-1	2	2	0	0	7	5	1	1
	PT	5	2	0	0	1	1	0	0	0	0	0	0	0	0	0	0
	RO	11	5	9	5	1	0	4	0	2	2	0	0	0	-1	0	0
	SI	27	15	18	3	1	-1	0	-1	13	-4	3	3	1	-1	0	0
	SK	11	1	9	-3	1	0	1	0	6	4	0	0	24	2	0	-1
	FI	21	-3	1	-1	1	0	0	0	0	-1	0	-1	1	0	2	1
	SE	18	3	2	-1	1	0	0	0	1	0	1	1	1	0	13	1
	UK	17	-4	1	0	3	0	0	0	1	1	1	0	1	0	1	0
	TR	3	2	0	-1	0	0	1	1	0	0	1	1	0	0	0	0
	MK	16	9	0	-2	1	1	7	2	3	0	0	0	0	-1	0	-1
	IS	14	-2	4	1	1	0	0	0	1	1	0	0	1	0	12	-1
	ME	18	6	2	-1	1	1	0	0	8	3	0	0	1	0	0	-1
	MD	0		1		0		1		0		0		0		0	

Q4B.1 Dans quel autre ou quels autres pays vous êtes-vous rendu(e) en 2014 ? (NE PAS LIRE - PLUSIEURS RÉPONSES POSSIBLES)

Q4B.1 And to which other country or countries did you go in 2014? (DO NOT READ OUT - MULTIPLE ANSWERS POSSIBLE)



































Q4B.1 Und in welches andere Land bzw. welche anderen Länder sind Sie 2014 gereist? (NICHT VORLESEN - MEHRFACHNENNUNGEN MÖGLICH)

		Estonie		Finlande		France		Allemagne		Grèce		Hongrie		Irlande		Italie	
		Estonia		Finland		France		Germany		Greece		Hungary		Ireland		Italy	
		Estland		Finnland		Frankreich		Deutschland		Griechenland		Ungarn		Irland		Italien	
%		Flash EB 414	Diff. Flash EB 392	Flash EB 414	Diff. Flash EB 392	Flash EB 414	Diff. Flash EB 392	Flash EB 414	Diff. Flash EB 392	Flash EB 414	Diff. Flash EB 392	Flash EB 414	Diff. Flash EB 392	Flash EB 414	Diff. Flash EB 392	Flash EB 414	Diff. Flash EB 392
	EU 28	1	1	0	0	6	0	6	1	2	1	1	0	1	0	5	0
	BE	0	0	0	0	18	0	11	2	2	1	1	0	1	1	9	3
	BG	0	0	0	0	1	0	2	-2	14	6	1	0	0	0	2	-2
	CZ	0	0	0	0	3	-2	17	0	1	0	6	1	0	0	7	2
	DK	1	1	1	0	5	-3	21	-7	3	0	0	-1	1	0	6	0
	DE	0	0	0	0	5	-1	0	0	1	0	1	1	2	1	9	1
	EE	0	0	12	-3	4	-2	10	6	1	0	1	0	0	-1	4	1
	IE	0	0	0	0	9	0	4	-2	1	1	1	1	0	0	5	1
	EL	0	0	0	0	2	0	1	0	0	0	0	0	0	0	3	1
	ES	0	0	0	0	6	0	1	1	0	-1	1	1	0	0	2	-1
	FR	0	0	0	0	0	0	3	0	2	2	0	0	0	0	5	0
	HR	0	0	0	0	4	1	7	2	2	2	5	4	0	0	10	2
	IT	0	0	0	0	7	0	5	2	2	1	1	0	0	0	0	0
	CY	0	-1	0	0	3	0	5	4	11	2	0	0	0	-1	3	0
	LV	9	1	2	-1	2	-1	9	-1	1	1	0	-1	1	0	3	-1
	LT	3	2	1	0	3	1	7	-2	1	0	0	-1	0	0	4	2
	LU	0	0	0	0	21	-1	20	-5	3	2	1	1	1	-1	7	-2
	HU	0	0	0	0	1	0	6	2	1	1	0	0	0	0	4	0
	MT	0	0	0	0	4	-4	6	1	1	-4	1	0	0	-1	11	0
	NL	0	0	1	1	14	3	26	3	2	1	1	0	1	1	3	-2
	AT	0	0	0	0	4	1	17	-2	2	-1	4	-1	0	-1	16	-7
	PL	0	0	0	0	1	-2	11	3	1	1	2	1	0	0	4	2
	PT	0	0	0	-1	8	5	1	-2	0	0	0	0	0	0	1	-1
	RO	0	0	0	0	3	2	7	4	3	-1	5	1	0	-1	7	3
	SI	0	0	0	0	3	-1	4	-2	1	-1	3	-1	0	-1	14	0
	SK	0	-1	0	0	2	-1	4	-1	2	2	12	0	0	-1	4	-1
	FI	28	5	0	0	1	-3	4	-4	1	0	1	-2	0	0	3	1
	SE	1	0	5	0	5	0	10	-2	2	0	1	0	1	0	4	-2
	UK	0	0	0	-1	11	2	5	1	4	2	0	0	3	1	5	0
	TR	0	0	0	0	0	-1	3	2	1	1	0	0	0	0	2	1
	MK	0	0	0	0	1	0	4	0	5	-2	0	-2	0	-1	3	1
	IS	0	-1	2	0	2	-1	12	0	0	0	2	1	1	0	3	0
	ME	0	0	0	-1	1	-1	5	2	1	-1	0	-1	0	0	6	3
	MD	0		0		0		4		0		0		0		3	

Q4B.1 Dans quel autre ou quels autres pays vous êtes-vous rendu(e) en 2014 ? (NE PAS LIRE - PLUSIEURS RÉPONSES POSSIBLES)

Q4B.1 And to which other country or countries did you go in 2014? (DO NOT READ OUT - MULTIPLE ANSWERS POSSIBLE)



































Q4B.1 Und in welches andere Land bzw. welche anderen Länder sind Sie 2014 gereist? (NICHT VORLESEN - MEHRFACHNENNUNGEN MÖGLICH)

		Lettonie		Lituanie		Luxembourg		Malte		Pays-Bas		Pologne		Portugal		Roumanie	
		Latvia		Lithuania		Luxembourg		Malta		Netherlands		Poland		Portugal		Romania	
		Lettland		Litauen		Luxemburg		Malta		Niederlande		Polen		Portugal		Rumänien	
%		Flash EB 414	Diff. Flash EB 392	Flash EB 414	Diff. Flash EB 392	Flash EB 414	Diff. Flash EB 392	Flash EB 414	Diff. Flash EB 392	Flash EB 414	Diff. Flash EB 392	Flash EB 414	Diff. Flash EB 392	Flash EB 414	Diff. Flash EB 392	Flash EB 414	Diff. Flash EB 392
	EU 28	0	0	0	0	0	0	0	0	2	0	1	0	2	1	0	0
	BE	0	-1	0	0	3	2	1	0	14	3	0	-1	2	1	0	0
	BG	0	0	0	0	0	0	1	1	1	0	0	0	0	0	4	2
	CZ	0	0	0	0	0	0	0	0	1	0	8	1	0	-1	0	0
	DK	0	-1	0	0	0	0	0	0	2	-1	1	0	1	0	0	0
	DE	1	1	1	1	0	0	0	0	5	2	2	-1	1	0	0	0
	EE	9	-4	7	1	0	0	0	0	0	-2	7	4	1	1	0	0
	IE	0	0	0	0	0	0	0	-1	2	0	1	0	3	-2	0	0
	EL	0	0	0	0	0	0	0	0	1	1	0	-1	0	0	1	1
	ES	0	0	0	0	0	0	0	0	0	0	0	0	4	1	0	0
	FR	0	0	0	0	1	1	0	0	1	0	0	0	1	0	0	0
	HR	0	0	0	0	0	0	0	0	1	1	0	0	0	0	0	0
	IT	0	0	0	0	0	0	0	-1	0	-1	0	0	1	1	0	-1
	CY	0	-1	0	0	0	-1	0	0	3	3	0	0	0	0	2	1
	LV	0	0	17	8	0	0	0	0	3	-2	5	1	0	-1	0	0
	LT	10	6	0	0	0	-1	0	0	1	0	5	0	0	0	0	-1
	LU	0	0	0	0	0	0	0	0	8	1	0	-1	5	1	1	1
	HU	0	0	0	0	0	0	0	0	1	-2	3	3	0	0	5	1
	MT	0	-1	0	0	0	0	0	0	2	0	0	0	0	0	1	1
	NL	0	0	1	1	2	0	1	1	0	0	1	0	2	0	0	0
	AT	0	-1	0	0	0	0	1	0	1	-1	1	0	2	0	0	0
	PL	0	0	1	0	0	0	0	0	1	0	0	0	1	1	0	0
	PT	0	0	0	0	0	-1	0	0	1	0	1	1	0	0	0	0
	RO	0	0	0	0	1	1	0	0	0	0	0	-1	1	1	0	0
	SI	0	-1	0	0	0	0	0	0	0	-2	0	-1	0	0	0	-1
	SK	1	0	1	0	0	0	0	0	1	-1	11	3	0	0	2	1
	FI	2	0	2	1	1	1	1	1	1	0	1	-1	0	-1	0	0
	SE	1	0	0	0	0	0	1	1	1	-1	2	0	1	1	0	0
	UK	0	0	1	1	0	0	0	-1	4	0	1	-1	3	1	1	1
	TR	0	0	0	0	1	1	0	0	0	0	0	0	0	0	0	0
	MK	0	0	0	-1	0	0	0	0	0	-1	0	-2	0	-1	1	0
	IS	0	0	0	-1	1	1	0	0	2	-1	2	1	1	1	0	0
	ME	0	0	0	0	0	0	0	0	1	0	0	-2	0	0	0	-1
	MD	0		0		0		0		0		1		0		6	

Q4B.1 Dans quel autre ou quels autres pays vous êtes-vous rendu(e) en 2014 ? (NE PAS LIRE - PLUSIEURS RÉPONSES POSSIBLES)

Q4B.1 And to which other country or countries did you go in 2014? (DO NOT READ OUT - MULTIPLE ANSWERS POSSIBLE)



































Q4B.1 Und in welches andere Land bzw. welche anderen Länder sind Sie 2014 gereist? (NICHT VORLESEN - MEHRFACHNENNUNGEN MÖGLICH)

		Slovaquie		Slovénie		Espagne		Suède		Royaume Uni	
		Slovakia		Slovenia		Spain		Sweden		United Kingdom	
		Slowakei		Slowenien		Spanien		Schweden		Großbritannien	
%		Flash EB 414	Diff. Flash EB 392	Flash EB 414	Diff. Flash EB 392	Flash EB 414	Diff. Flash EB 392	Flash EB 414	Diff. Flash EB 392	Flash EB 414	Diff. Flash EB 392
	EU 28	1	<i>0</i>	0	<i>-1</i>	6	<i>1</i>	1	<i>0</i>	3	<i>1</i>
	BE	0	<i>0</i>	0	<i>0</i>	11	<i>5</i>	1	<i>1</i>	5	<i>2</i>
	BG	0	<i>0</i>	0	<i>-1</i>	2	<i>1</i>	0	<i>0</i>	2	<i>2</i>
	CZ	13	<i>-4</i>	1	<i>0</i>	2	<i>0</i>	1	<i>0</i>	2	<i>0</i>
	DK	0	<i>0</i>	0	<i>0</i>	9	<i>0</i>	10	<i>-2</i>	6	<i>-2</i>
	DE	0	<i>0</i>	0	<i>-1</i>	7	<i>2</i>	1	<i>0</i>	2	<i>-1</i>
	EE	2	<i>1</i>	0	<i>0</i>	3	<i>0</i>	6	<i>-2</i>	1	<i>-2</i>
	IE	0	<i>0</i>	0	<i>-1</i>	12	<i>4</i>	0	<i>0</i>	28	<i>-3</i>
	EL	0	<i>0</i>	0	<i>0</i>	1	<i>0</i>	0	<i>0</i>	3	<i>2</i>
	ES	0	<i>0</i>	0	<i>-1</i>	0	<i>0</i>	0	<i>0</i>	1	<i>0</i>
	FR	0	<i>0</i>	0	<i>-1</i>	9	<i>2</i>	0	<i>0</i>	4	<i>2</i>
	HR	0	<i>0</i>	6	<i>-4</i>	1	<i>1</i>	0	<i>-2</i>	2	<i>1</i>
	IT	0	<i>0</i>	0	<i>-1</i>	3	<i>-1</i>	0	<i>0</i>	3	<i>1</i>
	CY	0	<i>0</i>	0	<i>0</i>	0	<i>-3</i>	0	<i>0</i>	6	<i>-1</i>
	LV	0	<i>-1</i>	1	<i>0</i>	1	<i>-1</i>	3	<i>-2</i>	2	<i>1</i>
	LT	1	<i>0</i>	0	<i>0</i>	1	<i>-1</i>	1	<i>0</i>	5	<i>3</i>
	LU	0	<i>0</i>	0	<i>0</i>	7	<i>-1</i>	1	<i>1</i>	3	<i>0</i>
	HU	6	<i>1</i>	3	<i>-1</i>	2	<i>1</i>	0	<i>0</i>	1	<i>1</i>
	MT	0	<i>0</i>	0	<i>0</i>	5	<i>0</i>	0	<i>-1</i>	10	<i>-2</i>
	NL	0	<i>0</i>	1	<i>1</i>	7	<i>0</i>	2	<i>1</i>	6	<i>2</i>
	AT	1	<i>-1</i>	2	<i>-3</i>	5	<i>0</i>	1	<i>0</i>	1	<i>-3</i>
	PL	4	<i>3</i>	0	<i>0</i>	2	<i>1</i>	1	<i>1</i>	1	<i>-1</i>
	PT	0	<i>0</i>	0	<i>0</i>	10	<i>4</i>	1	<i>1</i>	3	<i>2</i>
	RO	0	<i>-3</i>	0	<i>0</i>	2	<i>0</i>	0	<i>-1</i>	1	<i>1</i>
	SI	0	<i>-2</i>	0	<i>0</i>	0	<i>-3</i>	0	<i>0</i>	1	<i>-2</i>
	SK	0	<i>0</i>	1	<i>0</i>	1	<i>-1</i>	0	<i>0</i>	0	<i>-2</i>
	FI	0	<i>-1</i>	0	<i>0</i>	7	<i>1</i>	20	<i>3</i>	3	<i>1</i>
	SE	0	<i>0</i>	0	<i>-1</i>	9	<i>-1</i>	0	<i>0</i>	6	<i>0</i>
	UK	1	<i>1</i>	0	<i>0</i>	12	<i>1</i>	1	<i>0</i>	0	<i>0</i>
	TR	0	<i>0</i>	0	<i>0</i>	0	<i>0</i>	0	<i>0</i>	2	<i>2</i>
	MK	0	<i>-2</i>	1	<i>-3</i>	1	<i>0</i>	0	<i>-1</i>	0	<i>0</i>
	IS	1	<i>0</i>	1	<i>0</i>	5	<i>1</i>	6	<i>-1</i>	13	<i>0</i>
	ME	1	<i>1</i>	4	<i>-1</i>	4	<i>0</i>	0	<i>-1</i>	0	<i>0</i>
	MD	0	<i></i>	0	<i></i>	0	<i></i>	1	<i></i>	0	<i></i>

Q4B.1 Dans quel autre ou quels autres pays vous êtes-vous rendu(e) en 2014 ? (NE PAS LIRE - PLUSIEURS RÉPONSES POSSIBLES)

Q4B.1 And to which other country or countries did you go in 2014? (DO NOT READ OUT - MULTIPLE ANSWERS POSSIBLE)



































Q4B.1 Und in welches andere Land bzw. welche anderen Länder sind Sie 2014 gereist? (NICHT VORLESEN - MEHRFACHNENNUNGEN MÖGLICH)

		Aux USA ou au Canada		Dans les Caraïbes / Amérique Centrale ou du Sud		En Afrique du Nord / Moyen orient		En Asie / Océanie		Autre		Aucun		Ne sait pas	
		USA or Canada		The Caribbean, Central or South America		North Africa/ The Middle East		Asia/Oceania		Other		None		Don't know	
		USA oder Kanada		Karibik, Zentral- oder Südamerika		Nordafrika/ Naher Osten		Asien/ Ozeanien		Andere		Keine		Weiß nicht	
%		Flash EB 414	Diff. Flash EB 392	Flash EB 414	Diff. Flash EB 392	Flash EB 414	Diff. Flash EB 392	Flash EB 414	Diff. Flash EB 392	Flash EB 414	Diff. Flash EB 392	Flash EB 414	Diff. Flash EB 392	Flash EB 414	Diff. Flash EB 392
	EU 28	1	0	1	0	2	0	1	0	8	-1	47	47	2	-48
	BE	1	0	1	1	3	0	1	-1	7	-3	30	30	3	-36
	BG	0	-1	0	0	0	0	1	1	11	4	50	50	7	-58
	CZ	1	1	1	1	1	0	0	-1	12	5	35	35	1	-39
	DK	2	0	1	1	2	-1	1	-1	13	-4	29	29	2	-23
	DE	1	1	1	1	2	1	3	1	12	-3	35	35	1	-35
	EE	0	-3	0	0	1	-1	1	0	10	-10	30	30	10	-21
	IE	4	0	1	1	1	0	2	0	8	2	32	32	2	-30
	EL	1	1	0	0	0	0	0	-1	7	5	71	71	1	-84
	ES	1	1	1	0	0	-1	1	1	4	0	71	71	1	-74
	FR	1	-1	1	0	3	1	0	-2	6	-5	58	58	1	-56
	HR	0	-1	0	0	1	0	1	0	20	2	43	43	0	-49
	IT	1	0	0	0	2	0	0	-1	5	0	61	61	2	-58
	CY	1	1	1	1	0	-2	1	0	5	-3	53	53	1	-57
	LV	0	0	0	0	1	0	1	0	9	-6	31	31	11	-24
	LT	0	0	0	0	2	-1	1	-2	15	8	26	26	13	-44
	LU	1	-1	0	-1	2	-1	1	1	12	1	23	23	1	-23
	HU	0	-2	0	0	0	-1	0	0	6	0	43	43	7	-47
	MT	1	1	0	0	2	-1	0	-2	5	-3	51	51	1	-41
	NL	0	-1	1	0	1	0	1	0	10	-2	25	25	2	-30
	AT	2	1	1	0	2	-1	2	-1	12	-1	23	23	2	-21
	PL	0	0	0	-1	1	1	0	-1	5	-2	57	57	1	-63
	PT	2	2	1	0	1	-1	0	0	6	2	69	69	1	-77
	RO	0	0	0	0	0	0	0	0	7	3	56	56	3	-66
	SI	0	0	0	0	1	-1	0	-1	5	-7	18	18	0	-33
	SK	1	1	1	0	2	1	2	0	4	-10	23	23	3	-23
	FI	1	0	1	1	0	-1	1	-2	8	-2	31	31	2	-29
	SE	3	1	1	1	1	0	2	0	10	-3	36	36	1	-37
	UK	3	0	2	2	5	1	3	1	6	-2	42	42	2	-43
	TR	0	0	0	0	1	1	1	1	6	0	79	79	3	-87
	MK	0	0	0	-1	0	0	1	1	23	4	47	47	3	-53
	IS	5	-4	1	1	1	0	1	1	11	3	37	37	2	-33
	ME	2	1	0	0	1	1	0	0	35	1	38	38	0	-42
	MD	0		0		0		1		10		67		11	

Q4B.1 Dans quel autre ou quels autres pays vous êtes-vous rendu(e) en 2014 ? (NE PAS LIRE - PLUSIEURS RÉPONSES POSSIBLES)

Q4B.1 And to which other country or countries did you go in 2014? (DO NOT READ OUT - MULTIPLE ANSWERS POSSIBLE)



































Q4B.1 Und in welches andere Land bzw. welche anderen Länder sind Sie 2014 gereist? (NICHT VORLESEN - MEHRFACHNENNUNGEN MÖGLICH)

		Dans l'UE28		Total 'Dans un autre pays hors de l'UE28'	
		In the EU28		Total 'Outside the EU28'	
		Innerhalb der EU28		Gesamt 'Außerhalb der EU28'	
%		Flash EB 414	Diff. Flash EB 392	Flash EB 414	Diff. Flash EB 392
	EU 28	34	2	12	-1
	BE	56	9	12	-3
	BG	27	5	13	4
	CZ	48	1	15	7
	DK	48	-9	18	-4
	DE	43	4	17	-1
	EE	44	4	12	-12
	IE	50	-2	15	3
	EL	15	6	8	5
	ES	16	3	5	-1
	FR	26	3	11	-4
	HR	37	7	23	3
	IT	20	-2	8	-1
	CY	31	6	8	-1
	LV	45	-2	11	-6
	LT	41	13	18	6
	LU	64	-2	16	-1
	HU	38	8	6	-3
	MT	38	-2	6	-5
	NL	56	3	13	-3
	AT	49	-9	19	0
	PL	28	8	7	-1
	PT	21	7	9	2
	RO	31	6	8	4
	SI	52	4	8	-7
	SK	59	4	8	-7
	FI	50	-2	10	-5
	SE	46	2	16	-2
	UK	36	1	16	1
	TR	8	5	8	2
	MK	20	-3	23	3
	IS	43	-3	17	-1
	ME	23	-1	37	3
	MD	14		11	

Q4T - Des vacances prises en 2014

Q4T - Holidays taken in 2014



































Q4T - Urlaub in 2014

		En [NOTRE PAYS]		Autriche		Belgique		Bulgarie		Croatie		Chypre		République tchèque		Danemark	
		In [OUR COUNTRY]		Austria		Belgium		Bulgaria		Croatia		Cyprus		Czech Republic		Denmark	
		In [UNSEREM LAND]		Österreich		Belgien		Bulgarien		Kroatien		Zypern		Tschechische Republik		Dänemark	
%		Flash EB 414	Diff. Flash EB 392	Flash EB 414	Diff. Flash EB 392	Flash EB 414	Diff. Flash EB 392	Flash EB 414	Diff. Flash EB 392	Flash EB 414	Diff. Flash EB 392	Flash EB 414	Diff. Flash EB 392	Flash EB 414	Diff. Flash EB 392	Flash EB 414	Diff. Flash EB 392
	EU 28	54	-3	6	0	3	1	1	0	4	0	1	0	2	0	2	1
	BE	19	2	6	0	0	0	1	0	2	0	0	0	1	0	1	0
	BG	75	-5	1	-4	0	-1	0	0	1	0	0	0	1	0	0	0
	CZ	40	-4	17	0	1	0	3	1	16	1	0	0	0	0	1	1
	DK	41	6	7	1	1	-1	2	1	2	0	1	0	4	1	0	0
	DE	41	-8	17	-1	3	2	1	0	5	0	0	0	2	0	4	1
	EE	41	-15	5	3	0	-1	0	-2	1	0	0	0	3	1	1	-1
	IE	30	-5	3	1	1	-1	1	1	2	0	1	0	1	1	0	-1
	EL	84	-3	2	1	2	1	3	0	0	0	2	1	1	1	0	0
	ES	73	-1	1	0	2	1	0	-1	1	0	0	0	0	0	0	0
	FR	71	5	1	-1	6	1	0	0	1	0	0	0	1	0	0	0
	HR	80	-4	13	3	2	1	2	2	0	0	0	0	4	2	1	1
	IT	74	-7	3	0	1	0	0	0	2	0	0	0	1	0	1	1
	CY	27	-10	2	0	3	2	2	2	0	0	0	0	0	-1	0	0
	LV	25	-6	3	-1	3	-3	1	0	5	3	2	1	5	3	2	2
	LT	40	-2	5	0	1	-1	0	-1	2	0	1	1	2	-1	4	3
	LU	7	3	12	-1	23	6	1	1	2	-1	0	0	0	0	1	0
	HU	60	-10	19	7	1	1	2	0	18	5	0	-1	2	1	0	0
	MT	27	0	4	2	3	2	2	1	1	-1	0	-2	0	-2	1	0
	NL	36	1	9	-1	19	4	1	1	3	1	0	0	1	-1	2	0
	AT	44	-10	0	0	1	0	1	0	19	-1	0	0	3	-1	1	0
	PL	61	-5	5	4	1	-1	2	-1	7	3	0	0	7	4	1	1
	PT	67	0	0	0	1	0	0	0	0	-1	0	0	0	-1	0	0
	RO	61	1	10	4	2	0	10	1	2	0	0	0	0	-2	0	0
	SI	42	13	21	6	1	-3	1	-1	75	5	3	2	1	-1	1	1
	SK	33	0	12	-3	1	0	7	1	24	1	1	1	30	2	0	-1
	FI	52	-2	1	-2	1	-1	1	0	2	0	0	-4	3	1	2	1
	SE	53	11	2	-1	1	0	0	0	2	-2	1	0	1	-1	15	1
	UK	41	-6	2	1	4	1	1	1	1	0	3	0	1	0	2	1
	TR	84	-1	0	-2	0	0	1	0	0	0	3	2	0	0	0	0
	MK	39	2	2	-2	1	1	13	2	4	1	0	0	0	-2	0	-1
	IS	36	-14	5	1	1	0	0	0	1	1	0	0	1	0	19	-1
	ME	55	1	4	-1	1	1	1	0	12	4	0	0	2	0	1	0
	MD	0		1		1		14		0		1		1		0	

Q4T - Des vacances prises en 2014

Q4T - Holidays taken in 2014



































Q4T - Urlaub in 2014

		Estonie		Finlande		France		Allemagne		Grèce		Hongrie		Irlande		Italie	
		Estonia		Finland		France		Germany		Greece		Hungary		Ireland		Italy	
		Estland		Finnland		Frankreich		Deutschland		Griechen- land		Ungarn		Irland		Italien	
%		Flash EB 414	Diff. Flash EB 392	Flash EB 414	Diff. Flash EB 392	Flash EB 414	Diff. Flash EB 392	Flash EB 414	Diff. Flash EB 392	Flash EB 414	Diff. Flash EB 392	Flash EB 414	Diff. Flash EB 392	Flash EB 414	Diff. Flash EB 392	Flash EB 414	Diff. Flash EB 392
	EU 28	1	<i>0</i>	0	<i>-1</i>	10	<i>-1</i>	8	<i>1</i>	5	<i>0</i>	2	<i>1</i>	1	<i>0</i>	11	<i>1</i>
	BE	0	<i>0</i>	0	<i>0</i>	46	<i>-2</i>	13	<i>2</i>	7	<i>1</i>	2	<i>1</i>	2	<i>2</i>	17	<i>4</i>
	BG	0	<i>0</i>	0	<i>0</i>	1	<i>-3</i>	3	<i>-3</i>	23	<i>6</i>	1	<i>0</i>	0	<i>0</i>	4	<i>-1</i>
	CZ	0	<i>0</i>	0	<i>0</i>	7	<i>-1</i>	20	<i>1</i>	7	<i>0</i>	8	<i>1</i>	0	<i>0</i>	14	<i>0</i>
	DK	1	<i>1</i>	1	<i>0</i>	9	<i>-3</i>	27	<i>-5</i>	10	<i>0</i>	0	<i>-1</i>	1	<i>-1</i>	15	<i>-1</i>
	DE	0	<i>0</i>	1	<i>0</i>	9	<i>-1</i>	0	<i>0</i>	4	<i>-1</i>	1	<i>0</i>	2	<i>1</i>	20	<i>2</i>
	EE	0	<i>0</i>	17	<i>-4</i>	6	<i>-2</i>	12	<i>6</i>	5	<i>2</i>	2	<i>-1</i>	0	<i>-2</i>	9	<i>1</i>
	IE	0	<i>0</i>	0	<i>0</i>	19	<i>2</i>	5	<i>-2</i>	4	<i>2</i>	1	<i>1</i>	0	<i>0</i>	13	<i>1</i>
	EL	0	<i>0</i>	0	<i>-1</i>	3	<i>-1</i>	6	<i>4</i>	0	<i>0</i>	0	<i>0</i>	0	<i>0</i>	6	<i>3</i>
	ES	0	<i>0</i>	0	<i>0</i>	10	<i>0</i>	2	<i>0</i>	1	<i>0</i>	1	<i>0</i>	2	<i>1</i>	8	<i>1</i>
	FR	0	<i>0</i>	0	<i>0</i>	0	<i>0</i>	4	<i>0</i>	3	<i>2</i>	1	<i>1</i>	0	<i>-1</i>	10	<i>1</i>
	HR	0	<i>0</i>	0	<i>0</i>	5	<i>-2</i>	10	<i>2</i>	2	<i>1</i>	7	<i>6</i>	1	<i>1</i>	12	<i>1</i>
	IT	0	<i>0</i>	0	<i>0</i>	10	<i>-2</i>	6	<i>2</i>	6	<i>1</i>	1	<i>0</i>	1	<i>1</i>	0	<i>0</i>
	CY	0	<i>-1</i>	0	<i>0</i>	4	<i>-2</i>	7	<i>5</i>	64	<i>11</i>	0	<i>-1</i>	0	<i>-1</i>	6	<i>-2</i>
	LV	10	<i>-3</i>	5	<i>-3</i>	5	<i>-2</i>	15	<i>-1</i>	2	<i>-1</i>	1	<i>-1</i>	5	<i>3</i>	8	<i>-3</i>
	LT	4	<i>3</i>	1	<i>0</i>	6	<i>0</i>	13	<i>1</i>	3	<i>0</i>	1	<i>0</i>	0	<i>-1</i>	9	<i>4</i>
	LU	0	<i>0</i>	0	<i>0</i>	39	<i>-5</i>	25	<i>-6</i>	4	<i>1</i>	1	<i>0</i>	1	<i>-1</i>	18	<i>0</i>
	HU	0	<i>0</i>	0	<i>0</i>	2	<i>-2</i>	9	<i>0</i>	7	<i>4</i>	0	<i>0</i>	0	<i>0</i>	12	<i>2</i>
	MT	0	<i>0</i>	0	<i>0</i>	13	<i>-2</i>	9	<i>-1</i>	4	<i>-3</i>	2	<i>1</i>	3	<i>0</i>	29	<i>-6</i>
	NL	0	<i>0</i>	1	<i>1</i>	25	<i>-4</i>	34	<i>6</i>	6	<i>1</i>	2	<i>1</i>	1	<i>0</i>	12	<i>0</i>
	AT	0	<i>-1</i>	0	<i>0</i>	6	<i>1</i>	22	<i>-1</i>	9	<i>1</i>	5	<i>-1</i>	0	<i>-2</i>	30	<i>-8</i>
	PL	0	<i>0</i>	0	<i>0</i>	3	<i>-3</i>	16	<i>5</i>	4	<i>0</i>	2	<i>0</i>	0	<i>-1</i>	11	<i>6</i>
	PT	0	<i>0</i>	0	<i>-1</i>	16	<i>6</i>	3	<i>0</i>	0	<i>-1</i>	0	<i>0</i>	0	<i>0</i>	1	<i>-2</i>
	RO	0	<i>0</i>	0	<i>0</i>	5	<i>0</i>	10	<i>3</i>	11	<i>0</i>	8	<i>3</i>	0	<i>-1</i>	17	<i>8</i>
	SI	0	<i>0</i>	0	<i>0</i>	5	<i>-1</i>	5	<i>-1</i>	3	<i>-2</i>	3	<i>-1</i>	0	<i>-1</i>	19	<i>2</i>
	SK	0	<i>-1</i>	0	<i>0</i>	5	<i>1</i>	5	<i>-3</i>	6	<i>1</i>	15	<i>0</i>	1	<i>0</i>	11	<i>-1</i>
	FI	34	<i>7</i>	0	<i>0</i>	4	<i>-2</i>	7	<i>-3</i>	6	<i>0</i>	1	<i>-2</i>	0	<i>-1</i>	5	<i>0</i>
	SE	1	<i>0</i>	7	<i>1</i>	7	<i>-2</i>	12	<i>-1</i>	7	<i>-1</i>	1	<i>0</i>	1	<i>-1</i>	9	<i>-1</i>
	UK	0	<i>0</i>	0	<i>-1</i>	16	<i>2</i>	6	<i>0</i>	8	<i>2</i>	0	<i>-1</i>	4	<i>0</i>	9	<i>2</i>
	TR	0	<i>0</i>	0	<i>0</i>	2	<i>1</i>	5	<i>3</i>	2	<i>1</i>	0	<i>0</i>	0	<i>0</i>	4	<i>3</i>
	MK	0	<i>0</i>	0	<i>0</i>	2	<i>1</i>	8	<i>-3</i>	27	<i>3</i>	0	<i>-2</i>	0	<i>-1</i>	4	<i>-3</i>
	IS	1	<i>0</i>	3	<i>1</i>	5	<i>-1</i>	14	<i>-4</i>	3	<i>2</i>	2	<i>0</i>	1	<i>-1</i>	8	<i>3</i>
	ME	0	<i>0</i>	0	<i>-2</i>	3	<i>-2</i>	8	<i>2</i>	5	<i>-1</i>	1	<i>-1</i>	0	<i>0</i>	10	<i>4</i>
	MD	0	<i>0</i>	0	<i>0</i>	0	<i>0</i>	7	<i>0</i>	4	<i>0</i>	0	<i>0</i>	0	<i>0</i>	17	<i>0</i>

Q4T - Des vacances prises en 2014

Q4T - Holidays taken in 2014



































Q4T - Urlaub in 2014

		Lettonie		Lituanie		Luxembourg		Malte		Pays-Bas		Pologne		Portugal		Roumanie	
		Latvia		Lithuania		Luxembourg		Malta		Netherlands		Poland		Portugal		Romania	
		Lettland		Litauen		Luxemburg		Malta		Niederlande		Polen		Portugal		Rumänien	
%		Flash EB 414	Diff. Flash EB 392	Flash EB 414	Diff. Flash EB 392	Flash EB 414	Diff. Flash EB 392	Flash EB 414	Diff. Flash EB 392	Flash EB 414	Diff. Flash EB 392	Flash EB 414	Diff. Flash EB 392	Flash EB 414	Diff. Flash EB 392	Flash EB 414	Diff. Flash EB 392
	EU 28	0	0	1	1	0	0	0	-1	3	0	2	0	4	1	1	0
	BE	0	-1	0	0	3	2	1	0	16	3	1	-1	5	2	0	-1
	BG	0	0	0	0	0	0	1	1	2	1	0	-1	0	0	4	1
	CZ	0	0	0	0	0	0	0	0	1	0	9	2	0	-1	1	1
	DK	0	-1	0	0	0	0	1	-1	2	-2	1	-1	2	0	0	0
	DE	1	1	1	1	0	0	1	1	6	1	3	-1	2	0	1	1
	EE	14	-2	8	0	0	0	0	0	0	-2	7	3	2	1	0	0
	IE	0	0	0	-1	0	0	1	-1	2	0	1	0	10	-1	0	0
	EL	0	0	0	0	0	0	0	0	1	1	0	-1	1	1	1	0
	ES	0	0	0	0	0	0	0	0	1	1	0	-1	8	3	1	1
	FR	0	0	0	0	1	1	0	0	1	-1	0	0	5	1	1	1
	HR	0	0	0	0	0	0	0	0	3	3	0	0	1	1	0	0
	IT	0	0	0	0	0	0	0	-1	0	-1	1	1	2	0	1	0
	CY	0	-1	0	0	0	-1	1	0	5	4	0	-1	0	0	3	2
	LV	0	0	21	11	1	1	0	0	4	-1	8	3	0	-2	1	0
	LT	13	5	0	0	0	-1	1	0	1	0	7	-2	0	-1	0	-1
	LU	1	1	0	0	0	0	1	1	9	0	1	0	20	3	1	1
	HU	0	0	0	0	0	0	0	0	1	-2	3	2	0	-1	8	2
	MT	0	-1	0	0	0	0	0	0	4	1	0	0	0	0	1	1
	NL	0	0	1	1	2	-1	1	0	0	0	2	1	5	1	0	-1
	AT	1	0	0	0	0	0	1	0	2	0	1	0	3	0	0	-1
	PL	0	0	1	0	0	0	0	0	1	-1	0	0	2	1	1	1
	PT	0	0	0	0	1	0	0	0	2	1	1	1	0	0	0	0
	RO	0	0	0	0	1	1	0	0	0	-1	0	-1	2	2	0	0
	SI	0	-1	1	1	0	-1	0	0	0	-2	0	-2	0	-1	0	-2
	SK	1	0	1	0	0	0	0	0	1	-1	13	4	1	1	4	2
	FI	3	1	2	1	1	1	1	0	1	0	2	-1	2	-1	0	0
	SE	1	0	0	0	0	0	1	1	1	-2	3	1	2	1	0	0
	UK	0	0	1	1	0	0	1	0	4	0	1	-1	5	0	1	1
	TR	0	0	0	0	1	1	0	0	0	-1	0	0	1	1	0	0
	MK	0	0	0	-1	0	0	0	0	0	-1	1	-1	0	-1	1	0
	IS	0	-1	0	-1	1	1	0	0	3	0	2	0	2	2	0	0
	ME	0	0	0	0	0	-1	0	0	1	-1	0	-2	0	0	0	-1
	MD	0		0		0		0		0		3		1		16	

Q4T - Des vacances prises en 2014

Q4T - Holidays taken in 2014



































Q4T - Urlaub in 2014

		Slovaquie		Slovénie		Espagne		Suède		Royaume Uni	
		Slovakia		Slovenia		Spain		Sweden		United Kingdom	
		Slowakei		Slowenien		Spanien		Schweden		Großbritannien	
%		Flash EB 414	Diff. Flash EB 392	Flash EB 414	Diff. Flash EB 392	Flash EB 414	Diff. Flash EB 392	Flash EB 414	Diff. Flash EB 392	Flash EB 414	Diff. Flash EB 392
	EU 28	1	0	0	-1	15	0	2	0	4	0
	BE	0	0	1	0	24	4	2	2	7	3
	BG	0	0	0	-1	4	1	1	1	4	3
	CZ	18	-7	1	-1	5	0	1	0	2	-2
	DK	0	0	1	1	19	-4	12	-3	10	0
	DE	0	0	0	-1	18	1	2	0	3	-1
	EE	2	1	1	1	10	-3	8	-4	1	-6
	IE	0	0	0	-1	38	4	1	0	33	-6
	EL	0	0	0	-1	3	0	1	1	6	5
	ES	0	0	0	-1	0	0	1	1	6	2
	FR	0	0	0	-1	15	0	0	-1	5	1
	HR	0	0	7	-5	1	1	0	-2	2	0
	IT	0	-1	1	0	9	0	1	1	5	1
	CY	0	0	0	0	1	-2	0	0	17	1
	LV	6	5	1	0	5	1	8	-1	10	-1
	LT	1	-2	0	0	7	0	2	0	10	0
	LU	0	0	0	0	17	-4	2	2	6	1
	HU	6	1	4	0	4	1	1	-1	4	3
	MT	0	0	2	0	9	-3	0	-1	37	2
	NL	0	0	1	0	18	0	2	0	8	2
	AT	1	-1	2	-4	13	3	2	1	4	-3
	PL	6	4	1	1	6	2	1	0	5	0
	PT	0	0	0	0	19	2	1	1	5	2
	RO	0	-3	0	0	5	-2	1	0	3	2
	SI	1	-1	0	0	1	-3	0	0	1	-2
	SK	0	0	1	0	3	-3	0	0	2	0
	FI	0	-1	0	0	18	0	23	2	6	3
	SE	0	-1	0	-1	23	0	0	0	10	2
	UK	1	1	0	0	27	-2	1	0	0	0
	TR	0	0	0	0	1	0	0	0	2	2
	MK	0	-2	5	-1	2	1	0	-2	0	0
	IS	1	0	1	0	24	6	14	4	17	0
	ME	1	1	5	-1	6	0	0	-2	0	-1
	MD	0		0		3		1		0	

Q4T - Des vacances prises en 2014

Q4T - Holidays taken in 2014



































Q4T - Urlaub in 2014

	%	Aux USA ou au Canada		Dans les Caraïbes / Amérique Centrale ou du Sud		En Afrique du Nord / Moyen orient		En Asie / Océanie		Autre		Ne sait pas		Dans l'UE28		Total 'Dans un autre pays hors de l'UE28'	
		USA or Canada		The Caribbean, Central or South America		North Africa/The Middle East		Asia/Oceania		Other		Don't know		In the EU28		Total 'Outside the EU28'	
		USA oder Kanada		Karibik, Zentral- oder Südamerika		Nordafrika/ Naher Osten		Asien/ Ozeanien		Andere		Weiß nicht		Innerhalb der EU28		Gesamt 'Außerhalb der EU28'	
		Flash EB 414	Diff. Flash EB 392	Flash EB 414	Diff. Flash EB 392	Flash EB 414	Diff. Flash EB 392	Flash EB 414	Diff. Flash EB 392	Flash EB 414	Diff. Flash EB 392	Flash EB 414	Diff. Flash EB 392	Flash EB 414	Diff. Flash EB 392	Flash EB 414	Diff. Flash EB 392
 EU 28		5	0	3	1	6	1	5	0	14	-1	0	-1	56	2	28	1
 BE		3	0	2	0	7	1	5	0	16	-2	0	0	88	2	29	-2
 BG		1	0	0	0	1	0	3	2	18	7	1	0	42	6	22	7
 CZ		3	2	1	0	4	1	4	0	19	8	1	0	69	-4	29	11
 DK		9	0	3	2	8	2	8	-1	18	-5	1	0	75	-3	38	-3
 DE		5	2	2	0	5	1	7	0	24	1	0	-2	69	2	36	2
 EE		2	-2	2	2	3	-1	8	2	31	1	0	0	64	-4	45	6
 IE		16	1	4	2	3	1	5	0	13	4	0	-1	82	-1	33	3
 EL		1	1	0	0	0	0	0	-2	10	5	0	-1	30	12	11	4
 ES		3	0	4	0	1	-1	2	1	6	-2	0	0	35	7	14	-3
 FR		4	-3	2	0	8	2	5	1	10	-6	0	-2	40	1	24	-5
 HR		1	-1	0	0	2	1	1	0	24	0	0	0	48	9	28	1
 IT		3	1	2	0	6	2	2	-1	9	1	0	0	39	1	20	4
 CY		4	1	1	1	1	-1	2	1	8	-1	1	0	83	7	14	1
 LV		1	0	1	1	2	-3	5	-1	20	-8	1	1	78	5	26	-12
 LT		1	-1	0	0	2	-4	5	-1	30	15	2	0	58	0	35	9
 LU		6	1	3	1	4	-2	5	1	20	4	1	1	94	-1	32	2
 HU		3	1	2	2	0	-1	1	0	8	-1	1	1	62	10	13	0
 MT		2	-1	0	-1	3	0	2	-1	7	-6	0	0	81	-5	13	-6
 NL		5	2	2	-2	4	-1	4	0	20	1	0	0	81	3	31	0
 AT		5	1	3	-1	7	-2	9	0	18	-2	1	1	78	-1	37	-1
 PL		1	-1	0	-1	3	1	1	-1	9	-4	1	-1	53	13	14	-4
 PT		3	2	5	1	2	-2	1	0	10	2	0	0	37	5	20	4
 RO		0	-1	1	0	0	0	1	1	13	5	2	0	55	12	14	4
 SI		2	0	0	0	2	-1	1	-2	7	-9	0	-1	95	11	12	-9
 SK		3	1	2	0	6	4	3	-2	10	-10	1	-2	82	4	21	-5
 FI		3	0	3	1	2	-1	9	-2	14	-4	0	-1	70	-2	27	-6
 SE		9	1	4	2	3	-1	6	-4	17	-4	0	-1	68	3	34	-4
 UK		11	1	7	4	15	6	9	3	12	-4	1	0	59	-1	43	5
 TR		0	0	0	0	2	1	2	2	10	0	0	-3	17	7	13	2
 MK		1	-2	0	-1	1	1	1	1	41	6	1	-1	54	4	43	4
 IS		19	-4	3	3	2	0	4	1	13	1	1	1	75	8	35	0
 ME		3	2	0	0	5	4	0	-1	58	3	0	0	37	-4	64	8
 MD		1		0		0		1		53		3		55		55	

Q4A.2 Dans quel pays êtes-vous parti(e) pour vos principales vacances en 2014 ? Par "principales vacances", nous pensons aux vacances qui ont été les plus importantes pour vous en 2014. (NE PAS LIRE)

Q4A.2 To which country did you go for your main holiday in 2014? By 'main holiday' we mean the holiday that was the most important for you in 2014. (DO NOT READ OUT)



































Q4A.2 In welchem Land haben Sie 2014 Ihren Haupturlaub verbracht? Mit 'Haupturlaub' meinen wir den Urlaub, der für Sie im Jahr 2014 am wichtigsten war. (NICHT VORLESEN)

		Autriche		Belgique		Bulgarie		Croatie		Chypre		République tchèque		Danemark	
		Austria		Belgium		Bulgaria		Croatia		Cyprus		Czech Republic		Denmark	
		Österreich		Belgien		Bulgarien		Kroatien		Zypern		Tschechische Republik		Dänemark	
%		Flash	Diff.	Flash	Diff.	Flash	Diff.	Flash	Diff.	Flash	Diff.	Flash	Diff.	Flash	Diff.
		EB	Flash	EB	Flash	EB	Flash	EB	Flash	EB	Flash	EB	Flash	EB	Flash
		414	EB	414	EB	414	EB	414	EB	414	EB	414	EB	414	EB
	EU 28	2	0	1	0	1	0	3	0	0	0	1	0	1	0
	BE	2	-1	8	2	0	0	1	0	0	0	0	-1	1	1
	BG	0	-2	0	0	68	-2	0	0	0	0	0	-1	0	0
	CZ	3	-1	0	0	3	1	11	-1	0	0	29	-2	0	0
	DK	3	1	0	0	2	1	1	0	1	0	1	0	17	0
	DE	5	0	0	0	0	0	4	0	0	0	1	1	2	1
	EE	1	1	0	-1	0	-2	1	0	0	0	1	0	0	0
	IE	1	1	0	-1	0	0	0	-1	0	-1	0	0	0	0
	EL	1	0	1	1	0	-1	0	0	1	0	0	0	0	0
	ES	0	0	1	1	0	0	0	0	0	0	0	0	0	0
	FR	1	0	0	-1	0	0	1	0	0	0	0	0	0	0
	HR	2	1	0	-1	0	0	75	-1	0	0	2	1	0	0
	IT	1	1	0	0	0	0	2	0	0	0	0	0	0	0
	CY	0	-1	0	0	1	1	0	0	17	-8	0	0	0	0
	LV	2	2	1	0	1	0	2	2	2	2	1	1	1	1
	LT	2	-2	0	0	0	-1	1	-1	1	1	1	1	2	1
	LU	5	1	1	-3	1	1	1	-2	0	0	0	0	1	1
	HU	4	0	0	0	2	0	13	2	0	-1	0	0	0	0
	MT	2	0	1	1	1	1	1	1	0	0	0	0	0	0
	NL	1	-1	3	1	0	0	3	1	0	0	0	-1	1	0
	AT	17	-5	0	0	0	0	11	2	0	0	0	-1	1	1
	PL	2	1	0	-1	2	0	5	1	0	0	1	1	0	0
	PT	0	0	1	1	0	0	0	0	0	0	0	0	0	0
	RO	0	-2	1	0	6	1	0	-2	0	0	0	-1	0	0
	SI	3	2	0	-2	1	0	62	9	0	-1	0	0	1	1
	SK	4	1	0	0	6	1	19	-1	1	1	6	0	0	0
	FI	1	0	1	0	0	0	2	1	0	-2	2	1	0	0
	SE	0	-1	0	0	0	0	1	-2	1	0	0	0	2	0
	UK	1	1	0	0	1	1	0	0	2	1	0	0	1	1
	TR	0	-1	0	0	1	0	0	0	2	1	0	0	0	0
	MK	2	0	0	0	6	0	1	0	0	0	0	-1	0	0
	IS	1	0	0	0	0	0	1	1	0	0	0	0	7	0
	ME	2	1	0	0	1	0	4	1	0	0	1	0	0	0
	MD	0		1		13		0		1		1		0	

Q4A.2 Dans quel pays êtes-vous parti(e) pour vos principales vacances en 2014 ? Par "principales vacances", nous pensons aux vacances qui ont été les plus importantes pour vous en 2014. (NE PAS LIRE)

Q4A.2 To which country did you go for your main holiday in 2014? By 'main holiday' we mean the holiday that was the most important for you in 2014. (DO NOT READ OUT)



































Q4A.2 In welchem Land haben Sie 2014 Ihren Haupturlaub verbracht? Mit 'Haupturlaub' meinen wir den Urlaub, der für Sie im Jahr 2014 am wichtigsten war. (NICHT VORLESEN)

		Estonie		Finlande		France		Allemagne		Grèce		Hongrie		Irlande		Italie	
		Estonia		Finland		France		Germany		Greece		Hungary		Ireland		Italy	
		Estland		Finnland		Frankreich		Deutschland		Griechenland		Ungarn		Irland		Italien	
%		Flash EB 414	Diff. Flash EB 392	Flash EB 414	Diff. Flash EB 392	Flash EB 414	Diff. Flash EB 392	Flash EB 414	Diff. Flash EB 392	Flash EB 414	Diff. Flash EB 392	Flash EB 414	Diff. Flash EB 392	Flash EB 414	Diff. Flash EB 392	Flash EB 414	Diff. Flash EB 392
	EU 28	0	0	0	0	12	1	7	0	4	-1	1	0	0	-1	13	0
	BE	0	0	0	0	28	-2	2	0	5	0	1	1	0	0	7	-1
	BG	0	0	0	0	0	-3	2	1	9	0	0	0	0	0	3	1
	CZ	0	0	0	0	4	1	3	1	6	0	2	0	0	0	7	-2
	DK	0	0	0	0	4	0	6	1	7	0	0	0	0	-1	9	-1
	DE	0	0	0	0	3	-1	26	-2	3	0	1	1	0	0	11	1
	EE	24	-5	5	0	1	-1	3	1	3	1	1	-1	0	-1	5	0
	IE	0	0	0	0	10	2	0	-1	3	2	0	0	14	0	8	0
	EL	0	0	0	-1	1	-1	4	3	77	-7	0	0	0	0	3	2
	ES	0	0	0	0	4	0	1	-1	1	0	0	0	1	0	6	1
	FR	0	0	0	0	60	3	1	0	1	0	0	0	0	0	5	1
	HR	0	0	0	0	1	-2	3	0	0	0	3	3	1	1	2	-1
	IT	0	0	0	0	3	-2	1	0	4	0	1	0	0	0	61	-5
	CY	0	0	0	0	1	-2	2	1	53	9	0	-1	0	0	3	-3
	LV	2	-3	3	-2	2	-2	7	1	2	-1	1	0	4	4	5	-2
	LT	1	1	0	0	3	-1	6	3	3	1	1	1	0	-1	5	2
	LU	0	0	0	0	18	-4	5	-1	2	-1	0	-1	0	0	11	2
	HU	0	0	0	0	1	-1	4	-1	6	3	43	-9	0	0	8	1
	MT	0	0	0	0	9	1	3	-1	3	0	1	1	3	1	17	-7
	NL	0	0	0	0	11	-7	9	4	4	0	0	-1	0	0	9	2
	AT	0	0	0	0	2	0	5	1	7	2	0	-1	0	-2	14	-1
	PL	0	0	0	0	2	-1	5	2	4	1	0	-1	0	0	7	4
	PT	0	0	0	0	8	1	2	2	0	-1	0	0	0	0	0	-2
	RO	0	0	0	0	1	-3	3	-1	8	1	4	4	0	0	10	5
	SI	0	0	0	0	2	-1	1	1	3	0	0	0	0	0	4	1
	SK	0	0	0	0	3	2	1	-1	4	0	3	0	1	1	7	1
	FI	6	2	31	2	3	1	3	1	5	0	1	1	0	-1	2	-1
	SE	0	0	2	1	2	-2	3	2	5	-1	0	0	0	0	4	0
	UK	0	0	0	0	5	0	1	-1	4	0	0	0	1	0	4	2
	TR	0	0	0	0	2	2	2	1	1	0	0	0	0	0	3	2
	MK	0	0	0	0	1	1	4	-3	22	5	0	0	0	0	1	-4
	IS	1	1	0	0	3	1	3	-3	3	2	0	-1	0	-1	5	3
	ME	0	0	0	-1	2	-1	3	0	4	0	1	0	0	0	4	1
	MD	0		0		0		3		4		0		0		14	

Q4A.2 Dans quel pays êtes-vous parti(e) pour vos principales vacances en 2014 ? Par "principales vacances", nous pensons aux vacances qui ont été les plus importantes pour vous en 2014. (NE PAS LIRE)

Q4A.2 To which country did you go for your main holiday in 2014? By 'main holiday' we mean the holiday that was the most important for you in 2014. (DO NOT READ OUT)



































Q4A.2 In welchem Land haben Sie 2014 Ihren Haupturlaub verbracht? Mit 'Haupturlaub' meinen wir den Urlaub, der für Sie im Jahr 2014 am wichtigsten war. (NICHT VORLESEN)

		Lettonie		Lituanie		Luxembourg		Malte		Pays-Bas		Pologne		Portugal		Roumanie	
		Latvia		Lithuania		Luxembourg		Malta		Netherlands		Poland		Portugal		Romania	
		Lettland		Litauen		Luxemburg		Malta		Niederlande		Polen		Portugal		Rumänien	
%		Flash EB 414	Diff. Flash EB 392	Flash EB 414	Diff. Flash EB 392	Flash EB 414	Diff. Flash EB 392	Flash EB 414	Diff. Flash EB 392	Flash EB 414	Diff. Flash EB 392	Flash EB 414	Diff. Flash EB 392	Flash EB 414	Diff. Flash EB 392	Flash EB 414	Diff. Flash EB 392
	EU 28	0	0	0	0	0	0	0	0	1	-1	4	0	3	0	1	0
	BE	0	0	0	0	0	0	1	0	2	0	1	0	2	0	0	0
	BG	0	0	0	0	0	0	0	0	0	0	0	0	0	0	0	0
	CZ	0	0	0	0	0	0	0	0	0	0	1	1	0	0	1	1
	DK	0	0	0	0	0	0	1	0	0	0	0	-1	1	0	0	0
	DE	0	0	0	0	0	0	0	0	2	0	1	0	1	0	0	0
	EE	5	2	1	-2	0	0	0	0	0	0	0	-1	1	1	0	0
	IE	0	0	0	-1	0	0	0	-1	0	-1	0	0	7	1	0	0
	EL	0	0	0	0	0	0	0	0	0	0	0	0	0	0	0	-1
	ES	0	0	0	0	0	0	0	0	0	0	0	0	5	3	1	1
	FR	0	0	0	0	0	0	0	0	1	1	0	0	4	1	0	0
	HR	0	0	0	0	0	0	0	0	2	2	0	0	1	1	0	0
	IT	0	0	0	0	0	0	0	0	0	0	0	0	1	0	1	0
	CY	0	0	0	0	0	0	1	0	2	1	0	-1	0	0	1	1
	LV	14	-6	4	3	1	1	0	0	1	1	3	1	0	-1	1	0
	LT	3	-1	32	-2	0	0	1	0	1	0	2	-1	0	-1	0	0
	LU	0	0	0	0	1	1	1	1	2	0	0	0	15	1	0	0
	HU	0	0	0	0	0	0	0	0	0	0	0	-1	0	-1	4	2
	MT	0	0	0	0	0	0	17	8	2	1	0	0	0	0	0	0
	NL	0	0	0	0	0	-1	0	-1	15	-4	1	1	3	1	0	-1
	AT	0	0	0	0	0	0	0	-1	1	1	0	0	1	1	0	-1
	PL	0	0	0	0	0	0	0	0	0	-1	50	-6	1	0	0	0
	PT	0	0	0	0	0	0	0	0	0	-1	1	1	62	-2	0	0
	RO	0	0	0	0	0	0	0	0	0	-1	0	0	1	1	50	-4
	SI	0	0	1	1	0	0	0	0	0	-1	0	-1	0	-1	0	0
	SK	0	0	0	0	0	0	0	0	1	1	1	0	1	1	2	0
	FI	1	1	0	0	0	0	0	-1	1	0	1	0	2	0	0	0
	SE	0	-1	0	0	0	0	0	0	0	-1	1	1	1	0	0	0
	UK	0	0	0	0	0	0	1	0	1	0	0	-1	2	-1	0	0
	TR	0	0	0	0	0	0	0	0	0	-1	0	0	1	1	0	0
	MK	0	0	0	0	0	0	0	0	0	0	1	1	0	0	1	1
	IS	0	0	0	0	0	0	0	0	1	1	0	-1	1	1	0	0
	ME	0	0	0	0	0	0	0	0	1	0	0	0	0	0	0	-1
	MD	0		0		0		0		0		3		1		10	

Q4A.2 Dans quel pays êtes-vous parti(e) pour vos principales vacances en 2014 ? Par "principales vacances", nous pensons aux vacances qui ont été les plus importantes pour vous en 2014. (NE PAS LIRE)

Q4A.2 To which country did you go for your main holiday in 2014? By 'main holiday' we mean the holiday that was the most important for you in 2014. (DO NOT READ OUT)



































Q4A.2 In welchem Land haben Sie 2014 Ihren Haupturlaub verbracht? Mit 'Haupturlaub' meinen wir den Urlaub, der für Sie im Jahr 2014 am wichtigsten war. (NICHT VORLESEN)

		Slovaquie		Slovénie		Espagne		Suède		Royaume Uni	
		Slovakia		Slovenia		Spain		Sweden		United Kingdom	
		Slowakei		Slowenien		Spanien		Schweden		Großbritannien	
%		Flash EB 414	Diff. Flash EB 392	Flash EB 414	Diff. Flash EB 392	Flash EB 414	Diff. Flash EB 392	Flash EB 414	Diff. Flash EB 392	Flash EB 414	Diff. Flash EB 392
 EU 28		0	-1	0	0	13	-2	1	0	5	-1
 BE		0	0	0	0	13	-1	1	1	2	1
 BG		0	0	0	0	2	0	1	1	2	1
 CZ		5	-4	0	-1	4	1	1	0	0	-2
 DK		0	0	0	0	11	-3	3	0	3	1
 DE		0	0	0	0	11	-1	1	0	1	0
 EE		0	0	0	0	8	-1	2	-2	1	-2
 IE		0	0	0	0	26	1	1	1	5	-3
 EL		0	0	0	-1	2	1	1	1	3	3
 ES		0	0	0	0	63	-3	1	1	5	2
 FR		0	0	0	0	7	-1	0	-1	1	-1
 HR		0	0	0	-2	1	1	0	0	1	0
 IT		0	0	0	0	6	1	1	1	2	0
 CY		0	0	0	0	0	-1	0	0	10	1
 LV		6	6	0	-1	4	2	5	1	8	-2
 LT		0	-2	0	0	6	1	0	-1	5	-3
 LU		0	0	0	0	10	-2	0	0	2	0
 HU		0	0	1	1	2	1	0	-2	3	2
 MT		0	0	2	0	4	-3	0	0	27	4
 NL		0	0	0	0	11	0	1	0	3	2
 AT		0	0	0	-1	7	2	1	0	3	0
 PL		1	1	0	0	4	1	1	1	4	2
 PT		0	0	0	0	9	-3	0	0	1	-1
 RO		0	0	0	0	3	-2	1	1	1	1
 SI		0	0	15	-2	1	-1	0	0	0	0
 SK		22	-1	0	0	1	-3	0	0	2	1
 FI		0	-1	0	0	12	0	3	-1	3	2
 SE		0	0	0	-1	14	1	34	7	3	1
 UK		0	0	0	0	15	-4	0	0	24	-2
 TR		0	0	0	0	1	0	0	0	1	1
 MK		0	0	4	2	1	1	0	-1	0	0
 IS		0	0	0	0	18	4	8	5	4	0
 ME		0	0	1	0	2	0	0	-1	0	-1
 MD		0		0		3		0		0	

Q4A.2 Dans quel pays êtes-vous parti(e) pour vos principales vacances en 2014 ? Par "principales vacances", nous pensons aux vacances qui ont été les plus importantes pour vous en 2014. (NE PAS LIRE)

Q4A.2 To which country did you go for your main holiday in 2014? By 'main holiday' we mean the holiday that was the most important for you in 2014. (DO NOT READ OUT)



































Q4A.2 In welchem Land haben Sie 2014 Ihren Haupturlaub verbracht? Mit 'Haupturlaub' meinen wir den Urlaub, der für Sie im Jahr 2014 am wichtigsten war. (NICHT VORLESEN)

	%	Aux USA ou au Canada		Dans les Caraïbes / Amérique Centrale ou du Sud		En Afrique du Nord / Moyen orient		En Asie / Océanie		Autre		Ne sait pas		Dans l'UE28		Total 'Dans un autre pays hors de l'UE28'	
		USA or Canada		The Caribbean, Central or South America		North Africa/The Middle East		Asia/Oceania		Other		Don't know		In the EU28		Total 'Outside the EU28'	
		USA oder Kanada		Karibik, Zentral- oder Südamerika		Nordafrika/ Naher Osten		Asien/ Ozeanien		Sonstiges		Weiß nicht		Innerhalb der EU28		Gesamt 'Außerhalb der EU28'	
		Flash EB 414	Diff. Flash EB 392	Flash EB 414	Diff. Flash EB 392	Flash EB 414	Diff. Flash EB 392	Flash EB 414	Diff. Flash EB 392	Flash EB 414	Diff. Flash EB 392	Flash EB 414	Diff. Flash EB 392	Flash EB 414	Diff. Flash EB 392	Flash EB 414	Diff. Flash EB 392
 EU 28		4	1	2	0	4	1	4	1	8	0	0	-1	79	-1	21	2
 BE		2	0	1	-1	5	1	4	1	10	0	0	0	78	-1	22	1
 BG		1	0	0	0	0	0	1	0	7	3	1	0	88	-4	10	4
 CZ		2	1	1	0	4	2	4	0	8	3	1	0	80	-7	18	6
 DK		7	1	2	1	6	3	6	-2	7	-2	1	0	72	-1	28	1
 DE		3	1	2	1	2	-1	4	-1	14	3	0	-2	74	-3	26	5
 EE		2	1	2	2	3	1	7	2	24	9	0	0	63	-14	37	14
 IE		12	0	3	2	2	1	3	0	5	1	0	-1	76	-2	24	3
 EL		0	0	0	0	0	0	0	-1	3	0	0	-1	96	1	3	-1
 ES		2	-1	3	0	1	0	1	0	3	-1	0	0	89	2	10	-3
 FR		2	-3	1	0	4	0	4	2	5	-1	0	-2	83	3	17	-1
 HR		1	0	0	0	1	1	0	0	5	-2	0	0	93	2	7	-2
 IT		2	0	1	-1	4	2	2	0	5	2	0	0	85	-5	15	6
 CY		3	0	0	0	0	0	1	1	3	1	1	0	92	-1	7	2
 LV		1	0	1	1	1	-3	5	0	13	-3	1	1	79	5	20	-6
 LT		1	-1	0	0	0	-4	4	0	20	10	2	0	73	-6	25	6
 LU		4	1	2	1	2	-1	4	0	8	1	1	1	79	-2	21	3
 HU		3	3	2	2	0	0	1	0	3	-1	1	1	90	-4	9	4
 MT		1	-2	0	-1	1	1	2	1	3	-3	0	0	93	5	7	-5
 NL		5	3	1	-2	3	-1	3	0	11	2	0	0	77	-2	23	2
 AT		3	0	3	0	5	-1	6	0	8	-1	1	1	74	1	25	-2
 PL		1	0	0	-1	2	1	0	-2	4	-3	1	-1	91	5	8	-4
 PT		2	1	4	1	2	0	1	0	5	1	0	0	86	-3	14	3
 RO		0	-1	0	-1	0	0	0	0	7	3	2	0	90	-2	8	2
 SI		1	0	0	0	1	0	1	0	2	-4	0	-1	95	5	5	-5
 SK		2	1	1	0	5	4	1	-2	7	-1	1	-2	83	1	16	2
 FI		3	0	2	1	2	0	8	0	7	-2	0	-1	78	2	22	-1
 SE		7	1	3	1	2	-1	4	-4	8	-3	0	-1	75	5	24	-5
 UK		8	1	5	2	10	5	6	1	6	-5	1	0	63	-5	36	5
 TR		0	0	0	0	1	0	1	1	85	-3	0	-3	13	5	87	-2
 MK		1	-2	0	0	1	1	1	1	53	-1	1	-1	44	3	55	-2
 IS		15	0	2	2	1	1	3	0	25	-14	1	1	54	11	45	-11
 ME		2	2	0	0	4	3	0	-1	68	-3	0	0	26	-2	74	2
 MD		1		0		0		0		43		3		53		44	

Q4B.2 Dans quel autre ou quels autres pays vous êtes-vous rendu(e) en 2014 ? (NE PAS LIRE - PLUSIEURS RÉPONSES POSSIBLES)

Q4B.2 And to which other country or countries did you go in 2014? (DO NOT READ OUT - MULTIPLE ANSWERS POSSIBLE)



































Q4B.2 Und in welches andere Land bzw. welche anderen Länder sind Sie 2014 gereist? (NICHT VORLESEN - MEHRFACHNENNUNGEN MÖGLICH)

		Autriche		Belgique		Bulgarie		Croatie		Chypre		République tchèque		Danemark	
		Austria		Belgium		Bulgaria		Croatia		Cyprus		Czech Republic		Denmark	
		Österreich		Belgien		Bulgarien		Kroatien		Zypern		Tschechische Republik		Dänemark	
%		Flash EB 414	Diff. Flash EB 392	Flash EB 414	Diff. Flash EB 392	Flash EB 414	Diff. Flash EB 392	Flash EB 414	Diff. Flash EB 392	Flash EB 414	Diff. Flash EB 392	Flash EB 414	Diff. Flash EB 392	Flash EB 414	Diff. Flash EB 392
	EU 28	5	0	3	1	0	0	1	0	0	0	2	1	2	1
	BE	4	1	11	0	0	0	1	0	0	0	0	0	0	-1
	BG	1	-2	0	-1	7	-3	1	0	0	0	0	0	0	0
	CZ	14	1	1	0	1	1	5	2	0	0	11	-3	0	0
	DK	4	-1	1	-1	0	0	1	0	0	-1	2	0	24	6
	DE	12	0	2	1	1	1	1	0	0	0	1	-1	2	0
	EE	3	2	0	-1	0	0	0	0	0	0	3	2	1	-1
	IE	2	0	1	-1	0	0	1	1	1	1	1	1	0	-1
	EL	1	1	1	0	3	1	0	0	1	1	0	0	0	0
	ES	0	0	2	2	0	0	1	1	0	0	0	0	0	0
	FR	1	0	5	1	0	0	0	0	0	0	1	0	0	0
	HR	11	2	2	2	2	2	5	-2	0	0	2	1	1	1
	IT	2	-1	1	1	0	0	1	0	0	0	0	-1	1	1
	CY	1	0	3	2	0	0	0	0	11	-1	0	-1	0	0
	LV	0	-4	2	-3	0	0	2	0	0	-1	4	2	1	1
	LT	3	2	1	-1	0	-1	2	1	0	0	2	-1	2	1
	LU	7	-2	21	8	0	0	1	1	0	0	0	0	1	0
	HU	16	8	0	0	0	0	5	3	0	0	2	1	0	0
	MT	1	1	2	2	1	1	0	-2	0	-1	0	-2	1	1
	NL	7	0	16	3	0	0	0	-1	0	0	1	0	1	0
	AT	27	-5	1	0	0	0	7	-4	0	0	3	0	1	0
	PL	3	2	1	0	0	-1	2	2	0	0	7	5	1	1
	PT	0	0	1	1	0	0	0	0	0	0	0	0	0	0
	RO	9	5	1	0	4	0	2	2	0	0	0	-1	0	0
	SI	18	3	1	-1	0	-1	13	-4	3	3	1	-1	0	0
	SK	9	-3	1	0	1	0	6	4	0	0	24	2	0	-1
	FI	1	-1	1	0	0	0	0	-1	0	-1	1	0	2	1
	SE	2	-1	1	0	0	0	1	0	1	1	1	0	13	1
	UK	1	0	3	0	0	0	1	1	1	0	1	0	1	0
	TR	0	-1	0	0	1	1	0	0	1	1	0	0	0	0
	MK	0	-2	1	1	7	2	3	0	0	0	0	-1	0	-1
	IS	4	1	1	0	0	0	1	1	0	0	1	0	12	-1
	ME	2	-1	1	1	0	0	8	3	0	0	1	0	0	-1
	MD	1		0		1		0		0		0		0	

Q4B.2 Dans quel autre ou quels autres pays vous êtes-vous rendu(e) en 2014 ? (NE PAS LIRE - PLUSIEURS RÉPONSES POSSIBLES)

Q4B.2 And to which other country or countries did you go in 2014? (DO NOT READ OUT - MULTIPLE ANSWERS POSSIBLE)



































Q4B.2 Und in welches andere Land bzw. welche anderen Länder sind Sie 2014 gereist? (NICHT VORLESEN - MEHRFACHNENNUNGEN MÖGLICH)

		Estonie		Finlande		France		Allemagne		Grèce		Hongrie		Irlande		Italie	
		Estonia		Finland		France		Germany		Greece		Hungary		Ireland		Italy	
		Estland		Finnland		Frankreich		Deutschland		Griechenland		Ungarn		Irland		Italien	
%		Flash EB 414	Diff. Flash EB 392	Flash EB 414	Diff. Flash EB 392	Flash EB 414	Diff. Flash EB 392	Flash EB 414	Diff. Flash EB 392	Flash EB 414	Diff. Flash EB 392	Flash EB 414	Diff. Flash EB 392	Flash EB 414	Diff. Flash EB 392	Flash EB 414	Diff. Flash EB 392
	EU 28	1	1	1	0	7	0	8	-1	2	1	1	0	1	0	7	0
	BE	0	0	0	0	18	0	11	2	2	1	1	0	1	1	9	3
	BG	0	0	0	0	1	0	2	-2	14	6	1	0	0	0	2	-2
	CZ	0	0	0	0	3	-2	17	0	1	0	6	1	0	0	7	2
	DK	1	1	1	0	5	-3	21	-7	3	0	0	-1	1	0	6	0
	DE	0	0	0	0	5	-1	14	-7	1	0	1	1	2	1	9	1
	EE	17	-10	12	-3	4	-2	10	6	1	0	1	0	0	-1	4	1
	IE	0	0	0	0	9	0	4	-2	1	1	1	1	17	-4	5	1
	EL	0	0	0	0	2	0	1	0	7	4	0	0	0	0	3	1
	ES	0	0	0	0	6	0	1	1	0	-1	1	1	0	0	2	-1
	FR	0	0	0	0	11	-1	3	0	2	2	0	0	0	0	5	0
	HR	0	0	0	0	4	1	7	2	2	2	5	4	0	0	10	2
	IT	0	0	0	0	7	0	5	2	2	1	1	0	0	0	14	-1
	CY	0	-1	0	0	3	0	5	4	11	2	0	0	0	-1	3	0
	LV	9	1	2	-1	2	-1	9	-1	1	1	0	-1	1	0	3	-1
	LT	3	2	1	0	3	1	7	-2	1	0	0	-1	0	0	4	2
	LU	0	0	0	0	21	-1	20	-5	3	2	1	1	1	-1	7	-2
	HU	0	0	0	0	1	0	6	2	1	1	17	0	0	0	4	0
	MT	0	0	0	0	4	-4	6	1	1	-4	1	0	0	-1	11	0
	NL	0	0	1	1	14	3	26	3	2	1	1	0	1	1	3	-2
	AT	0	0	0	0	4	1	17	-2	2	-1	4	-1	0	-1	16	-7
	PL	0	0	0	0	1	-2	11	3	1	1	2	1	0	0	4	2
	PT	0	0	0	-1	8	5	1	-2	0	0	0	0	0	0	1	-1
	RO	0	0	0	0	3	2	7	4	3	-1	5	1	0	-1	7	3
	SI	0	0	0	0	3	-1	4	-2	1	-1	3	-1	0	-1	14	0
	SK	0	-1	0	0	2	-1	4	-1	2	2	12	0	0	-1	4	-1
	FI	28	5	21	-3	1	-3	4	-4	1	0	1	-2	0	0	3	1
	SE	1	0	5	0	5	0	10	-2	2	0	1	0	1	0	4	-2
	UK	0	0	0	-1	11	2	5	1	4	2	0	0	3	1	5	0
	TR	0	0	0	0	0	-1	3	2	1	1	0	0	0	0	2	1
	MK	0	0	0	0	1	0	4	0	5	-2	0	-2	0	-1	3	1
	IS	0	-1	2	0	2	-1	12	0	0	0	2	1	1	0	3	0
	ME	0	0	0	-1	1	-1	5	2	1	-1	0	-1	0	0	6	3
	MD	0		0		0		4		0		0		0		3	

Q4B.2 Dans quel autre ou quels autres pays vous êtes-vous rendu(e) en 2014 ? (NE PAS LIRE - PLUSIEURS RÉPONSES POSSIBLES)

Q4B.2 And to which other country or countries did you go in 2014? (DO NOT READ OUT - MULTIPLE ANSWERS POSSIBLE)



































Q4B.2 Und in welches andere Land bzw. welche anderen Länder sind Sie 2014 gereist? (NICHT VORLESEN - MEHRFACHNENNUNGEN MÖGLICH)

		Lettonie		Lituanie		Luxembourg		Malte		Pays-Bas		Pologne		Portugal		Roumanie	
		Latvia		Lithuania		Luxembourg		Malta		Netherlands		Poland		Portugal		Romania	
		Lettland		Litauen		Luxemburg		Malta		Niederlande		Polen		Portugal		Rumänien	
%		Flash EB 414	Diff. Flash EB 392	Flash EB 414	Diff. Flash EB 392	Flash EB 414	Diff. Flash EB 392	Flash EB 414	Diff. Flash EB 392	Flash EB 414	Diff. Flash EB 392	Flash EB 414	Diff. Flash EB 392	Flash EB 414	Diff. Flash EB 392	Flash EB 414	Diff. Flash EB 392
	EU 28	0	0	0	0	0	0	0	0	3	0	2	0	2	1	1	1
	BE	0	-1	0	0	3	2	1	0	14	3	0	-1	2	1	0	0
	BG	0	0	0	0	0	0	1	1	1	0	0	0	0	0	4	2
	CZ	0	0	0	0	0	0	0	0	1	0	8	1	0	-1	0	0
	DK	0	-1	0	0	0	0	0	0	2	-1	1	0	1	0	0	0
	DE	1	1	1	1	0	0	0	0	5	2	2	-1	1	0	0	0
	EE	9	-4	7	1	0	0	0	0	0	-2	7	4	1	1	0	0
	IE	0	0	0	0	0	0	0	-1	2	0	1	0	3	-2	0	0
	EL	0	0	0	0	0	0	0	0	1	1	0	-1	0	0	1	1
	ES	0	0	0	0	0	0	0	0	0	0	0	0	4	1	0	0
	FR	0	0	0	0	1	1	0	0	1	0	0	0	1	0	0	0
	HR	0	0	0	0	0	0	0	0	1	1	0	0	0	0	0	0
	IT	0	0	0	0	0	0	0	-1	0	-1	0	0	1	1	0	-1
	CY	0	-1	0	0	0	-1	0	0	3	3	0	0	0	0	2	1
	LV	11	0	17	8	0	0	0	0	3	-2	5	1	0	-1	0	0
	LT	10	6	8	-1	0	-1	0	0	1	0	5	0	0	0	0	-1
	LU	0	0	0	0	6	2	0	0	8	1	0	-1	5	1	1	1
	HU	0	0	0	0	0	0	0	0	1	-2	3	3	0	0	5	1
	MT	0	-1	0	0	0	0	10	-7	2	0	0	0	0	0	1	1
	NL	0	0	1	1	2	0	1	1	21	5	1	0	2	0	0	0
	AT	0	-1	0	0	0	0	1	0	1	-1	1	0	2	0	0	0
	PL	0	0	1	0	0	0	0	0	1	0	10	0	1	1	0	0
	PT	0	0	0	0	0	-1	0	0	1	0	1	1	5	2	0	0
	RO	0	0	0	0	1	1	0	0	0	0	0	-1	1	1	11	5
	SI	0	-1	0	0	0	0	0	0	0	-2	0	-1	0	0	0	-1
	SK	1	0	1	0	0	0	0	0	1	-1	11	3	0	0	2	1
	FI	2	0	2	1	1	1	1	1	1	0	1	-1	0	-1	0	0
	SE	1	0	0	0	0	0	1	1	1	-1	2	0	1	1	0	0
	UK	0	0	1	1	0	0	0	-1	4	0	1	-1	3	1	1	1
	TR	0	0	0	0	1	1	0	0	0	0	0	0	0	0	0	0
	MK	0	0	0	-1	0	0	0	0	0	-1	0	-2	0	-1	1	0
	IS	0	0	0	-1	1	1	0	0	2	-1	2	1	1	1	0	0
	ME	0	0	0	0	0	0	0	0	1	0	0	-2	0	0	0	-1
	MD	0		0		0		0		0		1		0		6	

Q4B.2 Dans quel autre ou quels autres pays vous êtes-vous rendu(e) en 2014 ? (NE PAS LIRE - PLUSIEURS RÉPONSES POSSIBLES)

Q4B.2 And to which other country or countries did you go in 2014? (DO NOT READ OUT - MULTIPLE ANSWERS POSSIBLE)



































Q4B.2 Und in welches andere Land bzw. welche anderen Länder sind Sie 2014 gereist? (NICHT VORLESEN - MEHRFACHNENNUNGEN MÖGLICH)

		Slovaquie		Slovénie		Espagne		Suède		Royaume Uni	
		Slovakia		Slovenia		Spain		Sweden		United Kingdom	
		Slowakei		Slowenien		Spanien		Schweden		Großbritannien	
%		Flash EB 414	Diff. Flash EB 392	Flash EB 414	Diff. Flash EB 392	Flash EB 414	Diff. Flash EB 392	Flash EB 414	Diff. Flash EB 392	Flash EB 414	Diff. Flash EB 392
	EU 28	1	0	0	-1	7	1	1	0	5	-1
	BE	0	0	0	0	11	5	1	1	5	2
	BG	0	0	0	-1	2	1	0	0	2	2
	CZ	13	-4	1	0	2	0	1	0	2	0
	DK	0	0	0	0	9	0	10	-2	6	-2
	DE	0	0	0	-1	7	2	1	0	2	-1
	EE	2	1	0	0	3	0	6	-2	1	-2
	IE	0	0	0	-1	12	4	0	0	28	-3
	EL	0	0	0	0	1	0	0	0	3	2
	ES	0	0	0	-1	10	2	0	0	1	0
	FR	0	0	0	-1	9	2	0	0	4	2
	HR	0	0	6	-4	1	1	0	-2	2	1
	IT	0	0	0	-1	3	-1	0	0	3	1
	CY	0	0	0	0	0	-3	0	0	6	-1
	LV	0	-1	1	0	1	-1	3	-2	2	1
	LT	1	0	0	0	1	-1	1	0	5	3
	LU	0	0	0	0	7	-1	1	1	3	0
	HU	6	1	3	-1	2	1	0	0	1	1
	MT	0	0	0	0	5	0	0	-1	10	-2
	NL	0	0	1	1	7	0	2	1	6	2
	AT	1	-1	2	-3	5	0	1	0	1	-3
	PL	4	3	0	0	2	1	1	1	1	-1
	PT	0	0	0	0	10	4	1	1	3	2
	RO	0	-3	0	0	2	0	0	-1	1	1
	SI	0	-2	27	15	0	-3	0	0	1	-2
	SK	11	1	1	0	1	-1	0	0	0	-2
	FI	0	-1	0	0	7	1	20	3	3	1
	SE	0	0	0	-1	9	-1	18	3	6	0
	UK	1	1	0	0	12	1	1	0	17	-4
	TR	0	0	0	0	0	0	0	0	2	2
	MK	0	-2	1	-3	1	0	0	-1	0	0
	IS	1	0	1	0	5	1	6	-1	13	0
	ME	1	1	4	-1	4	0	0	-1	0	0
	MD	0		0		0		1		0	

Q4B.2 Dans quel autre ou quels autres pays vous êtes-vous rendu(e) en 2014 ? (NE PAS LIRE - PLUSIEURS RÉPONSES POSSIBLES)

Q4B.2 And to which other country or countries did you go in 2014? (DO NOT READ OUT - MULTIPLE ANSWERS POSSIBLE)



































Q4B.2 Und in welches andere Land bzw. welche anderen Länder sind Sie 2014 gereist? (NICHT VORLESEN - MEHRFACHNENNUNGEN MÖGLICH)

	%	Aux USA ou au Canada		Dans les Caraïbes / Amérique Centrale ou du Sud		En Afrique du Nord / Moyen orient		En Asie/ Océanie		Autre		Aucun		Ne sait pas	
		USA or Canada		The Caribbean, Central or South America		North Africa/ The Middle East		Asia/Oceania		Other		None		Don't know	
		USA oder Kanada		Karibik, Zentral- oder Süd-amerika		Nordafrika/ Naher Osten		Asien/ Ozeanien		Andere		Keine		Weiß nicht	
		Flash EB 414	Diff. Flash EB 392	Flash EB 414	Diff. Flash EB 392	Flash EB 414	Diff. Flash EB 392	Flash EB 414	Diff. Flash EB 392	Flash EB 414	Diff. Flash EB 392	Flash EB 414	Diff. Flash EB 392	Flash EB 414	Diff. Flash EB 392
 EU 28		1	0	1	0	2	0	1	0	8	-1	47	47	2	-48
 BE		1	0	1	1	3	0	1	-1	7	-3	30	30	3	-36
 BG		0	-1	0	0	0	0	1	1	11	4	50	50	7	-58
 CZ		1	1	1	1	1	0	0	-1	12	5	35	35	1	-39
 DK		2	0	1	1	2	-1	1	-1	13	-4	29	29	2	-23
 DE		1	1	1	1	2	1	3	1	12	-3	35	35	1	-35
 EE		0	-3	0	0	1	-1	1	0	10	-10	30	30	10	-21
 IE		4	0	1	1	1	0	2	0	8	2	32	32	2	-30
 EL		1	1	0	0	0	0	0	-1	7	5	71	71	1	-84
 ES		1	1	1	0	0	-1	1	1	4	0	71	71	1	-74
 FR		1	-1	1	0	3	1	0	-2	6	-5	58	58	1	-56
 HR		0	-1	0	0	1	0	1	0	20	2	43	43	0	-49
 IT		1	0	0	0	2	0	0	-1	5	0	61	61	2	-58
 CY		1	1	1	1	0	-2	1	0	5	-3	53	53	1	-57
 LV		0	0	0	0	1	0	1	0	9	-6	31	31	11	-24
 LT		0	0	0	0	2	-1	1	-2	15	8	26	26	13	-44
 LU		1	-1	0	-1	2	-1	1	1	12	1	23	23	1	-23
 HU		0	-2	0	0	0	-1	0	0	6	0	43	43	7	-47
 MT		1	1	0	0	2	-1	0	-2	5	-3	51	51	1	-41
 NL		0	-1	1	0	1	0	1	0	10	-2	25	25	2	-30
 AT		2	1	1	0	2	-1	2	-1	12	-1	23	23	2	-21
 PL		0	0	0	-1	1	1	0	-1	5	-2	57	57	1	-63
 PT		2	2	1	0	1	-1	0	0	6	2	69	69	1	-77
 RO		0	0	0	0	0	0	0	0	7	3	56	56	3	-66
 SI		0	0	0	0	1	-1	0	-1	5	-7	18	18	0	-33
 SK		1	1	1	0	2	1	2	0	4	-10	23	23	3	-23
 FI		1	0	1	1	0	-1	1	-2	8	-2	31	31	2	-29
 SE		3	1	1	1	1	0	2	0	10	-3	36	36	1	-37
 UK		3	0	2	2	5	1	3	1	6	-2	42	42	2	-43
 TR		0	0	0	0	1	1	1	1	9	1	79	79	3	-87
 MK		0	0	0	-1	0	0	1	1	36	11	47	47	3	-53
 IS		5	-4	1	1	1	0	1	1	24	0	37	37	2	-33
 ME		2	1	0	0	1	1	0	0	47	4	38	38	0	-42
 MD		0		0		0		1		10		67		11	

Q4B.2 Dans quel autre ou quels autres pays vous êtes-vous rendu(e) en 2014 ? (NE PAS LIRE - PLUSIEURS RÉPONSES POSSIBLES)

Q4B.2 And to which other country or countries did you go in 2014? (DO NOT READ OUT - MULTIPLE ANSWERS POSSIBLE)



































Q4B.2 Und in welches andere Land bzw. welche anderen Länder sind Sie 2014 gereist? (NICHT VORLESEN - MEHRFACHNENNUNGEN MÖGLICH)

		Dans l'UE28		Total 'Dans un autre pays hors de l'UE28'	
		In the EU28		Total 'Outside the EU28'	
		Innerhalb der EU28		Gesamt 'Außerhalb der EU28'	
%		Flash EB 414	Diff. Flash EB 392	Flash EB 414	Diff. Flash EB 392
	EU 28	44	<i>1</i>	12	<i>-1</i>
	BE	63	<i>10</i>	12	<i>-3</i>
	BG	33	<i>2</i>	13	<i>4</i>
	CZ	55	<i>-1</i>	15	<i>7</i>
	DK	62	<i>-3</i>	18	<i>-4</i>
	DE	53	<i>-1</i>	17	<i>-1</i>
	EE	52	<i>-5</i>	12	<i>-12</i>
	IE	60	<i>-3</i>	15	<i>3</i>
	EL	22	<i>10</i>	8	<i>5</i>
	ES	25	<i>5</i>	5	<i>-1</i>
	FR	34	<i>0</i>	11	<i>-4</i>
	HR	40	<i>4</i>	23	<i>3</i>
	IT	32	<i>-2</i>	8	<i>-1</i>
	CY	41	<i>5</i>	8	<i>-1</i>
	LV	52	<i>0</i>	11	<i>-6</i>
	LT	48	<i>15</i>	18	<i>6</i>
	LU	69	<i>0</i>	16	<i>-1</i>
	HU	48	<i>8</i>	6	<i>-3</i>
	MT	44	<i>-8</i>	6	<i>-5</i>
	NL	68	<i>6</i>	13	<i>-3</i>
	AT	65	<i>-7</i>	19	<i>0</i>
	PL	37	<i>9</i>	7	<i>-1</i>
	PT	25	<i>8</i>	9	<i>2</i>
	RO	39	<i>10</i>	8	<i>4</i>
	SI	76	<i>18</i>	8	<i>-7</i>
	SK	69	<i>5</i>	8	<i>-7</i>
	FI	63	<i>-1</i>	10	<i>-5</i>
	SE	57	<i>2</i>	16	<i>-2</i>
	UK	48	<i>0</i>	16	<i>1</i>
	TR	8	<i>5</i>	10	<i>2</i>
	MK	20	<i>-3</i>	36	<i>11</i>
	IS	43	<i>-3</i>	29	<i>-4</i>
	ME	23	<i>-1</i>	49	<i>5</i>
	MD	14		11	

Q4T2 - Des vacances prises en 2014

Q4T2 - Holidays taken in 2014



































Q4T2 - Urlaub in 2014

		Autriche		Belgique		Bulgarie		Croatie		Chypre		République tchèque		Danemark	
		Austria		Belgium		Bulgaria		Croatia		Cyprus		Czech Republic		Denmark	
		Österreich		Belgien		Bulgarien		Kroatien		Zypern		Tschechische Republik		Dänemark	
%		Flash EB 414	Diff. Flash EB 392	Flash EB 414	Diff. Flash EB 392	Flash EB 414	Diff. Flash EB 392	Flash EB 414	Diff. Flash EB 392	Flash EB 414	Diff. Flash EB 392	Flash EB 414	Diff. Flash EB 392	Flash EB 414	Diff. Flash EB 392
	EU 28	7	0	4	1	2	0	5	1	1	0	3	0	3	1
	BE	6	0	19	2	1	0	2	0	0	0	1	0	1	0
	BG	1	-4	0	-1	75	-5	1	0	0	0	1	0	0	0
	CZ	17	0	1	0	3	1	16	1	0	0	40	-4	1	1
	DK	7	1	1	-1	2	1	2	0	1	0	4	1	41	6
	DE	17	-1	3	2	1	0	5	0	0	0	2	0	4	1
	EE	5	3	0	-1	0	-2	1	0	0	0	3	1	1	-1
	IE	3	1	1	-1	1	1	2	0	1	0	1	1	0	-1
	EL	2	1	2	1	3	0	0	0	2	1	1	1	0	0
	ES	1	0	2	1	0	-1	1	0	0	0	0	0	0	0
	FR	1	-1	6	1	0	0	1	0	0	0	1	0	0	0
	HR	13	3	2	1	2	2	80	-4	0	0	4	2	1	1
	IT	3	0	1	0	0	0	2	0	0	0	1	0	1	1
	CY	2	0	3	2	2	2	0	0	27	-10	0	-1	0	0
	LV	3	-1	3	-3	1	0	5	3	2	1	5	3	2	2
	LT	5	0	1	-1	0	-1	2	0	1	1	2	-1	4	3
	LU	12	-1	23	6	1	1	2	-1	0	0	0	0	1	0
	HU	19	7	1	1	2	0	18	5	0	-1	2	1	0	0
	MT	4	2	3	2	2	1	1	-1	0	-2	0	-2	1	0
	NL	9	-1	19	4	1	1	3	1	0	0	1	-1	2	0
	AT	44	-10	1	0	1	0	19	-1	0	0	3	-1	1	0
	PL	5	4	1	-1	2	-1	7	3	0	0	7	4	1	1
	PT	0	0	1	0	0	0	0	-1	0	0	0	-1	0	0
	RO	10	4	2	0	10	1	2	0	0	0	0	-2	0	0
	SI	21	6	1	-3	1	-1	75	5	3	2	1	-1	1	1
	SK	12	-3	1	0	7	1	24	1	1	1	30	2	0	-1
	FI	1	-2	1	-1	1	0	2	0	0	-4	3	1	2	1
	SE	2	-1	1	0	0	0	2	-2	1	0	1	-1	15	1
	UK	2	1	4	1	1	1	1	0	3	0	1	0	2	1
	TR	0	-2	0	0	1	0	0	0	3	2	0	0	0	0
	MK	2	-2	1	1	13	2	4	1	0	0	0	-2	0	-1
	IS	5	1	1	0	0	0	1	1	0	0	1	0	19	-1
	ME	4	-1	1	1	1	0	12	4	0	0	2	0	1	0
	MD	1		1		14		0		1		1		0	

Q4T2 - Des vacances prises en 2014

Q4T2 - Holidays taken in 2014



































Q4T2 - Urlaub in 2014

		Estonie		Finlande		France		Allemagne		Grèce		Hongrie		Irlande		Italie	
		Estonia		Finland		France		Germany		Greece		Hungary		Ireland		Italy	
		Estland		Finnland		Frankreich		Deutschland		Griechen- land		Ungarn		Irland		Italien	
%		Flash	Diff.	Flash	Diff.	Flash	Diff.	Flash	Diff.	Flash	Diff.	Flash	Diff.	Flash	Diff.	Flash	Diff.
		EB	Flash	EB	Flash	EB	Flash	EB	Flash	EB	Flash	EB	Flash	EB	Flash	EB	Flash
		414	392	414	392	414	392	414	392	414	392	414	392	414	392	414	392
	EU 28	1	0	1	0	19	1	15	-1	6	0	2	0	2	0	20	0
	BE	0	0	0	0	46	-2	13	2	7	1	2	1	2	2	17	4
	BG	0	0	0	0	1	-3	3	-3	23	6	1	0	0	0	4	-1
	CZ	0	0	0	0	7	-1	20	1	7	0	8	1	0	0	14	0
	DK	1	1	1	0	9	-3	27	-5	10	0	0	-1	1	-1	15	-1
	DE	0	0	1	0	9	-1	41	-8	4	-1	1	0	2	1	20	2
	EE	41	-15	17	-4	6	-2	12	6	5	2	2	-1	0	-2	9	1
	IE	0	0	0	0	19	2	5	-2	4	2	1	1	30	-5	13	1
	EL	0	0	0	-1	3	-1	6	4	84	-3	0	0	0	0	6	3
	ES	0	0	0	0	10	0	2	0	1	0	1	0	2	1	8	1
	FR	0	0	0	0	71	5	4	0	3	2	1	1	0	-1	10	1
	HR	0	0	0	0	5	-2	10	2	2	1	7	6	1	1	12	1
	IT	0	0	0	0	10	-2	6	2	6	1	1	0	1	1	74	-7
	CY	0	-1	0	0	4	-2	7	5	64	11	0	-1	0	-1	6	-2
	LV	10	-3	5	-3	5	-2	15	-1	2	-1	1	-1	5	3	8	-3
	LT	4	3	1	0	6	0	13	1	3	0	1	0	0	-1	9	4
	LU	0	0	0	0	39	-5	25	-6	4	1	1	0	1	-1	18	0
	HU	0	0	0	0	2	-2	9	0	7	4	60	-10	0	0	12	2
	MT	0	0	0	0	13	-2	9	-1	4	-3	2	1	3	0	29	-6
	NL	0	0	1	1	25	-4	34	6	6	1	2	1	1	0	12	0
	AT	0	-1	0	0	6	1	22	-1	9	1	5	-1	0	-2	30	-8
	PL	0	0	0	0	3	-3	16	5	4	0	2	0	0	-1	11	6
	PT	0	0	0	-1	16	6	3	0	0	-1	0	0	0	0	1	-2
	RO	0	0	0	0	5	0	10	3	11	0	8	3	0	-1	17	8
	SI	0	0	0	0	5	-1	5	-1	3	-2	3	-1	0	-1	19	2
	SK	0	-1	0	0	5	1	5	-3	6	1	15	0	1	0	11	-1
	FI	34	7	52	-2	4	-2	7	-3	6	0	1	-2	0	-1	5	0
	SE	1	0	7	1	7	-2	12	-1	7	-1	1	0	1	-1	9	-1
	UK	0	0	0	-1	16	2	6	0	8	2	0	-1	4	0	9	2
	TR	0	0	0	0	2	1	5	3	2	1	0	0	0	0	4	3
	MK	0	0	0	0	2	1	8	-3	27	3	0	-2	0	-1	4	-3
	IS	1	0	3	1	5	-1	14	-4	3	2	2	0	1	-1	8	3
	ME	0	0	0	-2	3	-2	8	2	5	-1	1	-1	0	0	10	4
	MD	0		0		0		7		4		0		0		17	

Q4T2 - Des vacances prises en 2014

Q4T2 - Holidays taken in 2014



































Q4T2 - Urlaub in 2014

		Lettonie		Lituanie		Luxembourg		Malte		Pays-Bas		Pologne		Portugal		Roumanie	
		Latvia		Lithuania		Luxembourg		Malta		Netherlands		Poland		Portugal		Romania	
		Lettland		Litauen		Luxemburg		Malta		Niederlande		Polen		Portugal		Rumänien	
%		Flash EB 414	Diff. Flash EB 392	Flash EB 414	Diff. Flash EB 392	Flash EB 414	Diff. Flash EB 392	Flash EB 414	Diff. Flash EB 392	Flash EB 414	Diff. Flash EB 392	Flash EB 414	Diff. Flash EB 392	Flash EB 414	Diff. Flash EB 392	Flash EB 414	Diff. Flash EB 392
	EU 28	0	0	1	1	1	1	0	-1	4	0	5	-1	4	0	2	0
	BE	0	-1	0	0	3	2	1	0	16	3	1	-1	5	2	0	-1
	BG	0	0	0	0	0	0	1	1	2	1	0	-1	0	0	4	1
	CZ	0	0	0	0	0	0	0	0	1	0	9	2	0	-1	1	1
	DK	0	-1	0	0	0	0	1	-1	2	-2	1	-1	2	0	0	0
	DE	1	1	1	1	0	0	1	1	6	1	3	-1	2	0	1	1
	EE	14	-2	8	0	0	0	0	0	0	-2	7	3	2	1	0	0
	IE	0	0	0	-1	0	0	1	-1	2	0	1	0	10	-1	0	0
	EL	0	0	0	0	0	0	0	0	1	1	0	-1	1	1	1	0
	ES	0	0	0	0	0	0	0	0	1	1	0	-1	8	3	1	1
	FR	0	0	0	0	1	1	0	0	1	-1	0	0	5	1	1	1
	HR	0	0	0	0	0	0	0	0	3	3	0	0	1	1	0	0
	IT	0	0	0	0	0	0	0	-1	0	-1	1	1	2	0	1	0
	CY	0	-1	0	0	0	-1	1	0	5	4	0	-1	0	0	3	2
	LV	25	-6	21	11	1	1	0	0	4	-1	8	3	0	-2	1	0
	LT	13	5	40	-2	0	-1	1	0	1	0	7	-2	0	-1	0	-1
	LU	1	1	0	0	7	3	1	1	9	0	1	0	20	3	1	1
	HU	0	0	0	0	0	0	0	0	1	-2	3	2	0	-1	8	2
	MT	0	-1	0	0	0	0	27	0	4	1	0	0	0	0	1	1
	NL	0	0	1	1	2	-1	1	0	36	1	2	1	5	1	0	-1
	AT	1	0	0	0	0	0	1	0	2	0	1	0	3	0	0	-1
	PL	0	0	1	0	0	0	0	0	1	-1	61	-5	2	1	1	1
	PT	0	0	0	0	1	0	0	0	2	1	1	1	67	0	0	0
	RO	0	0	0	0	1	1	0	0	0	-1	0	-1	2	2	61	1
	SI	0	-1	1	1	0	-1	0	0	0	-2	0	-2	0	-1	0	-2
	SK	1	0	1	0	0	0	0	0	1	-1	13	4	1	1	4	2
	FI	3	1	2	1	1	1	1	0	1	0	2	-1	2	-1	0	0
	SE	1	0	0	0	0	0	1	1	1	-2	3	1	2	1	0	0
	UK	0	0	1	1	0	0	1	0	4	0	1	-1	5	0	1	1
	TR	0	0	0	0	1	1	0	0	0	-1	0	0	1	1	0	0
	MK	0	0	0	-1	0	0	0	0	0	-1	1	-1	0	-1	1	0
	IS	0	-1	0	-1	1	1	0	0	3	0	2	0	2	2	0	0
	ME	0	0	0	0	0	-1	0	0	1	-1	0	-2	0	0	0	-1
	MD	0		0		0		0		0		3		1		16	

Q4T2 - Des vacances prises en 2014

Q4T2 - Holidays taken in 2014



































Q4T2 - Urlaub in 2014

		Slovaquie		Slovénie		Espagne		Suède		Royaume Uni	
		Slovakia		Slovenia		Spain		Sweden		United Kingdom	
		Slowakei		Slowenien		Spanien		Schweden		Großbritannien	
%		Flash EB 414	Diff. Flash EB 392	Flash EB 414	Diff. Flash EB 392	Flash EB 414	Diff. Flash EB 392	Flash EB 414	Diff. Flash EB 392	Flash EB 414	Diff. Flash EB 392
 EU 28		1	0	1	0	20	-1	3	0	11	0
 BE		0	0	1	0	24	4	2	2	7	3
 BG		0	0	0	-1	4	1	1	1	4	3
 CZ		18	-7	1	-1	5	0	1	0	2	-2
 DK		0	0	1	1	19	-4	12	-3	10	0
 DE		0	0	0	-1	18	1	2	0	3	-1
 EE		2	1	1	1	10	-3	8	-4	1	-6
 IE		0	0	0	-1	38	4	1	0	33	-6
 EL		0	0	0	-1	3	0	1	1	6	5
 ES		0	0	0	-1	73	-1	1	1	6	2
 FR		0	0	0	-1	15	0	0	-1	5	1
 HR		0	0	7	-5	1	1	0	-2	2	0
 IT		0	-1	1	0	9	0	1	1	5	1
 CY		0	0	0	0	1	-2	0	0	17	1
 LV		6	5	1	0	5	1	8	-1	10	-1
 LT		1	-2	0	0	7	0	2	0	10	0
 LU		0	0	0	0	17	-4	2	2	6	1
 HU		6	1	4	0	4	1	1	-1	4	3
 MT		0	0	2	0	9	-3	0	-1	37	2
 NL		0	0	1	0	18	0	2	0	8	2
 AT		1	-1	2	-4	13	3	2	1	4	-3
 PL		6	4	1	1	6	2	1	0	5	0
 PT		0	0	0	0	19	2	1	1	5	2
 RO		0	-3	0	0	5	-2	1	0	3	2
 SI		1	-1	42	13	1	-3	0	0	1	-2
 SK		33	0	1	0	3	-3	0	0	2	0
 FI		0	-1	0	0	18	0	23	2	6	3
 SE		0	-1	0	-1	23	0	53	11	10	2
 UK		1	1	0	0	27	-2	1	0	41	-6
 TR		0	0	0	0	1	0	0	0	2	2
 MK		0	-2	5	-1	2	1	0	-2	0	0
 IS		1	0	1	0	24	6	14	4	17	0
 ME		1	1	5	-1	6	0	0	-2	0	-1
 MD		0		0		3		1		0	

Q4T2 - Des vacances prises en 2014

Q4T2 - Holidays taken in 2014



































Q4T2 - Urlaub in 2014

	%	Aux USA ou au Canada		Dans les Caraïbes / Amérique Centrale ou du Sud		En Afrique du Nord / Moyen orient		En Asie / Océanie		Autre		Ne sait pas		Dans l'UE28		Total 'Dans un autre pays hors de l'UE28'	
		USA or Canada		The Caribbean, Central or South America		North Africa/The Middle East		Asia/Oceania		Other		Don't know		In the EU28		Total 'Outside the EU28'	
		USA oder Kanada		Karibik, Zentral- oder Südamerika		Nordafrika/ Naher Osten		Asien/ Ozeanien		Andere		Weiß nicht		Dans l'UE28		Total 'Dans un autre pays hors de l'UE28'	
		Flash EB 414	Diff. Flash EB 392	Flash EB 414	Diff. Flash EB 392	Flash EB 414	Diff. Flash EB 392	Flash EB 414	Diff. Flash EB 392	Flash EB 414	Diff. Flash EB 392	Flash EB 414	Diff. Flash EB 392	Flash EB 414	Diff. Flash EB 392	Flash EB 414	Diff. Flash EB 392
 EU 28		5	0	3	1	6	1	5	0	14	-1	0	-1	92	0	28	1
 BE		3	0	2	0	7	1	5	0	16	-2	0	0	94	3	29	-2
 BG		1	0	0	0	1	0	3	2	18	7	1	0	95	-1	22	7
 CZ		3	2	1	0	4	1	4	0	19	8	1	0	92	-4	29	11
 DK		9	0	3	2	8	2	8	-1	18	-5	1	0	91	0	38	-3
 DE		5	2	2	0	5	1	7	0	24	1	0	-2	90	0	36	2
 EE		2	-2	2	2	3	-1	8	2	31	1	0	0	82	-8	45	6
 IE		16	1	4	2	3	1	5	0	13	4	0	-1	94	0	33	3
 EL		1	1	0	0	0	0	0	-2	10	5	0	-1	98	2	11	4
 ES		3	0	4	0	1	-1	2	1	6	-2	0	0	94	2	14	-3
 FR		4	-3	2	0	8	2	5	1	10	-6	0	-2	93	3	24	-5
 HR		1	-1	0	0	2	1	1	0	24	0	0	0	97	2	28	1
 IT		3	1	2	0	6	2	2	-1	9	1	0	0	94	-2	20	4
 CY		4	1	1	1	1	-1	2	1	8	-1	1	0	94	-1	14	1
 LV		1	0	1	1	2	-3	5	-1	20	-8	1	1	92	2	26	-12
 LT		1	-1	0	0	2	-4	5	-1	30	15	2	0	83	-4	35	9
 LU		6	1	3	1	4	-2	5	1	20	4	1	1	95	0	32	2
 HU		3	1	2	2	0	-1	1	0	8	-1	1	1	97	0	13	0
 MT		2	-1	0	-1	3	0	2	-1	7	-6	0	0	97	2	13	-6
 NL		5	2	2	-2	4	-1	4	0	20	1	0	0	93	0	31	0
 AT		5	1	3	-1	7	-2	9	0	18	-2	1	1	92	-2	37	-1
 PL		1	-1	0	-1	3	1	1	-1	9	-4	1	-1	97	4	14	-4
 PT		3	2	5	1	2	-2	1	0	10	2	0	0	92	-1	20	4
 RO		0	-1	1	0	0	0	1	1	13	5	2	0	96	1	14	4
 SI		2	0	0	0	2	-1	1	-2	7	-9	0	-1	99	3	12	-9
 SK		3	1	2	0	6	4	3	-2	10	-10	1	-2	95	3	21	-5
 FI		3	0	3	1	2	-1	9	-2	14	-4	0	-1	94	1	27	-6
 SE		9	1	4	2	3	-1	6	-4	17	-4	0	-1	94	6	34	-4
 UK		11	1	7	4	15	6	9	3	12	-4	1	0	83	-5	43	5
 TR		0	0	0	0	2	1	2	2	88	-2	0	-3	17	7	89	-2
 MK		1	-2	0	-1	1	1	1	1	69	3	1	-1	54	4	70	0
 IS		19	-4	3	3	2	0	4	1	46	-13	1	1	75	8	63	-11
 ME		3	2	0	0	5	4	0	-1	85	-3	0	0	37	-4	90	1
 MD		1		0		0		1		53		3		55		55	

Q5A Quelles sont les principales raisons pour lesquelles vous êtes parti(e) en vacances en 2014 ? En premier ?

Q5A What were your main reasons for going on holiday in 2014? Firstly?



































Q5A Was war der Hauptgrund dafür, dass Sie 2014 in Urlaub gefahren sind? Erstens?

	%	Soleil/plage		Bien-être / spa / soins de santé		Visite d'une ville		Activités sportives (par ex. plongée, cyclisme, etc.)		Nature (montagne, lac, paysage, etc.)	
		Sun/beach		Wellness/spa/health treatment		City trips		Sport-related activities (e.g. scuba-diving, cycling etc.)		Nature (mountain, lake, landscape, etc.)	
		Sonne/Strand		Wellness/Spa/Heilbehandlung		Städtereisen		Sportliche Aktivitäten (z. B. Tauchen, Fahrradfahren etc.)		Natur (Berge, Seen, Landschaften etc.)	
		Flash EB 414	Diff. Flash EB 392	Flash EB 414	Diff. Flash EB 392	Flash EB 414	Diff. Flash EB 392	Flash EB 414	Diff. Flash EB 392	Flash EB 414	Diff. Flash EB 392
 EU 28		31	<i>0</i>	5	<i>-1</i>	9	<i>1</i>	4	<i>-1</i>	13	<i>0</i>
 BE		26	<i>-8</i>	4	<i>1</i>	8	<i>0</i>	7	<i>0</i>	21	<i>4</i>
 BG		35	<i>-8</i>	9	<i>-2</i>	6	<i>4</i>	2	<i>1</i>	15	<i>2</i>
 CZ		34	<i>3</i>	6	<i>-4</i>	3	<i>-1</i>	9	<i>-1</i>	24	<i>1</i>
 DK		30	<i>-4</i>	2	<i>1</i>	12	<i>4</i>	3	<i>-3</i>	16	<i>2</i>
 DE		30	<i>1</i>	8	<i>1</i>	7	<i>0</i>	6	<i>0</i>	15	<i>-4</i>
 EE		25	<i>3</i>	1	<i>-1</i>	5	<i>-1</i>	2	<i>-1</i>	10	<i>-1</i>
 IE		37	<i>3</i>	2	<i>-3</i>	7	<i>-5</i>	4	<i>0</i>	6	<i>0</i>
 EL		35	<i>-7</i>	6	<i>0</i>	8	<i>1</i>	3	<i>2</i>	5	<i>-2</i>
 ES		31	<i>1</i>	2	<i>-1</i>	12	<i>2</i>	1	<i>-2</i>	8	<i>-2</i>
 FR		26	<i>1</i>	6	<i>-3</i>	8	<i>-2</i>	4	<i>-1</i>	16	<i>2</i>
 HR		40	<i>1</i>	3	<i>0</i>	15	<i>7</i>	2	<i>-1</i>	7	<i>-2</i>
 IT		31	<i>-5</i>	6	<i>1</i>	15	<i>3</i>	1	<i>-2</i>	9	<i>-1</i>
 CY		18	<i>-17</i>	3	<i>0</i>	13	<i>7</i>	0	<i>-2</i>	8	<i>4</i>
 LV		15	<i>6</i>	11	<i>-13</i>	8	<i>7</i>	5	<i>-1</i>	17	<i>4</i>
 LT		25	<i>1</i>	3	<i>-3</i>	14	<i>1</i>	2	<i>-4</i>	16	<i>3</i>
 LU		31	<i>2</i>	7	<i>0</i>	6	<i>-1</i>	6	<i>0</i>	11	<i>-1</i>
 HU		29	<i>-5</i>	14	<i>4</i>	9	<i>1</i>	4	<i>0</i>	11	<i>1</i>
 MT		5	<i>0</i>	12	<i>7</i>	2	<i>-9</i>	7	<i>3</i>	12	<i>1</i>
 NL		26	<i>-4</i>	2	<i>0</i>	8	<i>2</i>	3	<i>-3</i>	23	<i>2</i>
 AT		33	<i>3</i>	4	<i>-4</i>	11	<i>2</i>	9	<i>0</i>	14	<i>-2</i>
 PL		28	<i>2</i>	6	<i>-3</i>	12	<i>2</i>	5	<i>-2</i>	19	<i>3</i>
 PT		38	<i>-2</i>	13	<i>3</i>	2	<i>-2</i>	0	<i>-1</i>	5	<i>-1</i>
 RO		29	<i>6</i>	5	<i>-2</i>	8	<i>-2</i>	2	<i>0</i>	15	<i>2</i>
 SI		57	<i>9</i>	6	<i>-2</i>	7	<i>-6</i>	7	<i>5</i>	9	<i>1</i>
 SK		39	<i>-1</i>	14	<i>3</i>	3	<i>1</i>	2	<i>-1</i>	10	<i>-3</i>
 FI		20	<i>-4</i>	5	<i>-4</i>	13	<i>1</i>	9	<i>2</i>	14	<i>2</i>
 SE		27	<i>-7</i>	15	<i>7</i>	8	<i>2</i>	6	<i>-1</i>	9	<i>2</i>
 UK		37	<i>5</i>	1	<i>0</i>	4	<i>0</i>	3	<i>-2</i>	9	<i>2</i>
 TR		32	<i>4</i>	4	<i>0</i>	9	<i>0</i>	1	<i>-1</i>	9	<i>4</i>
 MK		45	<i>9</i>	16	<i>-6</i>	0	<i>-3</i>	1	<i>1</i>	8	<i>1</i>
 IS		14	<i>4</i>	17	<i>-3</i>	11	<i>3</i>	7	<i>2</i>	9	<i>2</i>
 ME		23	<i>-5</i>	7	<i>3</i>	11	<i>9</i>	3	<i>-2</i>	10	<i>3</i>
 MD		42		5		12		1		0	

Q5A Quelles sont les principales raisons pour lesquelles vous êtes parti(e) en vacances en 2014 ? En premier ?

Q5A What were your main reasons for going on holiday in 2014? Firstly?

































Q5A Was war der Hauptgrund dafür, dass Sie 2014 in Urlaub gefahren sind? Erstens?

%		Culture (par ex. religion, gastronomie, arts)		Visite d'amis / de membres de la famille		Événements particuliers (événements sportifs / festivals / clubbing)		Autres (NE PAS LIRE)		Ne sait pas	
		Culture (e.g. religious, gastronomy, arts)		Visiting family/friends/ relatives		Specific events (Sporting events/festivals/ clubbing)		Other (DO NOT READ OUT)		Don't know	
		Kultur (z. B. religiöse, kulinarische Interessen, Kunst)		Familie/Freunde/ Verwandte besuchen		Bestimmte Veranstaltungen (Sportereignisse/ Festivals/Clubs und Discotheken)		Andere (NICHT VORLESEN)		Weiß nicht	
		Flash EB 414	Diff. Flash EB 392	Flash EB 414	Diff. Flash EB 392	Flash EB 414	Diff. Flash EB 392	Flash EB 414	Diff. Flash EB 392	Flash EB 414	Diff. Flash EB 392
	EU 28	10	1	20	0	2	0	5	-1	1	1
	BE	13	0	16	4	1	-1	3	-1	1	1
	BG	5	0	17	0	4	2	6	1	1	0
	CZ	4	0	11	-1	5	3	4	0	0	0
	DK	11	-2	17	4	4	1	5	-2	0	-1
	DE	9	0	17	1	1	-1	6	2	1	0
	EE	16	-3	30	8	4	0	7	-4	0	0
	IE	10	4	21	-1	5	1	8	2	0	-1
	EL	4	0	27	1	5	2	7	4	0	-1
	ES	16	0	23	2	2	0	5	0	0	0
	FR	10	4	24	-3	3	2	3	1	0	-1
	HR	4	-1	22	-3	1	-3	6	2	0	0
	IT	12	0	19	4	2	1	5	-1	0	0
	CY	7	-1	30	6	9	1	10	0	2	2
	LV	8	4	30	1	3	-6	3	-2	0	0
	LT	6	-4	19	1	0	-4	11	6	4	3
	LU	12	1	25	5	1	-1	1	-5	0	0
	HU	8	1	21	5	1	-4	3	-3	0	0
	MT	20	5	14	-2	8	1	19	-6	1	0
	NL	10	-1	16	4	2	1	9	-2	1	1
	AT	13	1	11	-1	2	1	3	0	0	0
	PL	4	1	22	1	1	-3	3	-1	0	0
	PT	8	-2	21	-2	6	4	6	2	1	1
	RO	6	3	25	-1	4	-2	6	-3	0	-1
	SI	3	0	5	-3	3	-1	3	-3	0	0
	SK	9	1	15	-2	4	1	4	1	0	0
	FI	10	3	21	-2	4	2	4	0	0	0
	SE	7	0	22	-2	3	0	3	-1	0	0
	UK	10	3	22	-4	5	1	8	-5	1	0
	TR	6	-4	27	-2	5	1	7	1	0	-3
	MK	4	1	23	2	1	-1	2	-3	0	-1
	IS	6	0	25	-5	6	-3	3	-1	2	1
	ME	8	0	31	-3	3	0	4	-5	0	0
	MD	4		28		3		5		0	

Q5B Et ensuite ? (MAX. 3 RÉPONSES)

Q5B And then? (MAX. 3 ANSWERS)

































Q5B Und sonst noch? (MAX. 3 NENNUNGEN)

		Soleil / plage		Bien-être / spa / soins de santé		Visite d'une ville		Activités sportives (par ex. plongée, cyclisme, etc.)		Nature (montagne, lac, paysage, etc.)	
		Sun/beach		Wellness/spa/health treatment		City trips		Sport-related activities (e.g. scuba-diving, cycling etc.)		Nature (mountain, lake, landscape etc.)	
		Sonne/Strand		Wellness/Spa/Heilbehandlung		Städtereisen		Sportliche Aktivitäten (z.B. Tauchen, Fahrradfahren etc.)		Natur (Berge, Seen, Landschaften etc.)	
%		Flash EB 414	Diff. Flash EB 392	Flash EB 414	Diff. Flash EB 392	Flash EB 414	Diff. Flash EB 392	Flash EB 414	Diff. Flash EB 392	Flash EB 414	Diff. Flash EB 392
	EU 28	17	<i>1</i>	8	<i>1</i>	17	<i>1</i>	8	<i>-1</i>	18	<i>1</i>
	BE	25	<i>7</i>	8	<i>0</i>	27	<i>9</i>	14	<i>3</i>	34	<i>10</i>
	BG	18	<i>6</i>	6	<i>2</i>	4	<i>0</i>	2	<i>-3</i>	19	<i>-5</i>
	CZ	13	<i>3</i>	8	<i>-1</i>	16	<i>0</i>	20	<i>5</i>	28	<i>-3</i>
	DK	14	<i>0</i>	4	<i>2</i>	13	<i>-3</i>	5	<i>-2</i>	17	<i>1</i>
	DE	14	<i>-2</i>	11	<i>3</i>	17	<i>3</i>	11	<i>-3</i>	18	<i>-1</i>
	EE	25	<i>7</i>	4	<i>1</i>	13	<i>-4</i>	8	<i>6</i>	28	<i>-1</i>
	IE	13	<i>-2</i>	4	<i>-1</i>	8	<i>-2</i>	8	<i>2</i>	9	<i>0</i>
	EL	18	<i>-1</i>	5	<i>2</i>	10	<i>-1</i>	3	<i>-2</i>	18	<i>1</i>
	ES	16	<i>3</i>	3	<i>-1</i>	13	<i>2</i>	3	<i>0</i>	10	<i>-2</i>
	FR	22	<i>5</i>	10	<i>-2</i>	15	<i>-4</i>	8	<i>-1</i>	21	<i>0</i>
	HR	22	<i>4</i>	5	<i>0</i>	23	<i>4</i>	9	<i>-4</i>	22	<i>-4</i>
	IT	15	<i>0</i>	7	<i>-2</i>	16	<i>-1</i>	2	<i>-2</i>	12	<i>-2</i>
	CY	25	<i>14</i>	1	<i>0</i>	13	<i>-3</i>	1	<i>1</i>	12	<i>-3</i>
	LV	18	<i>11</i>	11	<i>0</i>	33	<i>3</i>	6	<i>-2</i>	21	<i>-4</i>
	LT	15	<i>2</i>	7	<i>6</i>	23	<i>-1</i>	5	<i>1</i>	33	<i>20</i>
	LU	27	<i>1</i>	17	<i>1</i>	26	<i>3</i>	14	<i>-1</i>	29	<i>4</i>
	HU	22	<i>5</i>	8	<i>-2</i>	29	<i>1</i>	5	<i>2</i>	28	<i>8</i>
	MT	5	<i>-2</i>	6	<i>4</i>	15	<i>5</i>	3	<i>2</i>	15	<i>-1</i>
	NL	16	<i>-4</i>	3	<i>1</i>	17	<i>-3</i>	13	<i>1</i>	20	<i>-2</i>
	AT	16	<i>-1</i>	15	<i>-2</i>	22	<i>1</i>	16	<i>0</i>	23	<i>1</i>
	PL	13	<i>-1</i>	5	<i>2</i>	27	<i>2</i>	14	<i>2</i>	21	<i>-3</i>
	PT	19	<i>2</i>	10	<i>1</i>	6	<i>0</i>	3	<i>-3</i>	16	<i>4</i>
	RO	14	<i>0</i>	8	<i>6</i>	9	<i>-6</i>	3	<i>-3</i>	14	<i>-6</i>
	SI	16	<i>-1</i>	6	<i>-2</i>	16	<i>-4</i>	8	<i>1</i>	28	<i>12</i>
	SK	10	<i>-1</i>	12	<i>2</i>	18	<i>-2</i>	14	<i>6</i>	17	<i>-2</i>
	FI	11	<i>2</i>	12	<i>2</i>	16	<i>-3</i>	14	<i>2</i>	14	<i>-4</i>
	SE	18	<i>5</i>	13	<i>-2</i>	14	<i>0</i>	12	<i>6</i>	16	<i>2</i>
	UK	19	<i>2</i>	5	<i>2</i>	17	<i>7</i>	8	<i>2</i>	15	<i>4</i>
	TR	11	<i>2</i>	6	<i>2</i>	10	<i>4</i>	5	<i>4</i>	15	<i>6</i>
	MK	25	<i>1</i>	30	<i>-2</i>	14	<i>-2</i>	6	<i>-1</i>	39	<i>4</i>
	IS	13	<i>2</i>	18	<i>0</i>	13	<i>1</i>	5	<i>-2</i>	11	<i>-2</i>
	ME	13	<i>-5</i>	7	<i>1</i>	16	<i>10</i>	7	<i>-2</i>	25	<i>7</i>
	MD	16		8		29		2		17	

Q5B Et ensuite ? (MAX. 3 RÉPONSES)

Q5B And then? (MAX. 3 ANSWERS)



































Q5B Und sonst noch? (MAX. 3 NENNUNGEN)

		Culture (par ex. raisons religieuses, gastronomiques, arts)		Visite d'amis / de membres de la famille		Événements particuliers (événements sportifs / festivals / clubbing)		Autre (NE PAS LIRE)		Ne sait pas	
		Culture (e.g. religious, gastronomy, arts)		Visiting family/friends/ relatives		Specific events (sporting events/festivals/ clubbing)		Other (DO NOT READ OUT)		Don't know	
		Kultur (z.B. religiöse, kulinarische Interessen, Kunst)		Familie/Freunde/ Verwandte besuchen		Bestimmte Veranstaltungen (Sportereignisse/ Festivals/Clubs und Diskotheken)		Andere (NICHT VORLESEN)		Weiß nicht	
%		Flash EB 414	Diff. Flash EB 392	Flash EB 414	Diff. Flash EB 392	Flash EB 414	Diff. Flash EB 392	Flash EB 414	Diff. Flash EB 392	Flash EB 414	Diff. Flash EB 392
	EU 28	17	<i>0</i>	16	<i>1</i>	5	<i>-1</i>	7	<i>-1</i>	23	<i>-1</i>
	BE	29	<i>6</i>	22	<i>8</i>	6	<i>2</i>	3	<i>-4</i>	8	<i>-6</i>
	BG	9	<i>1</i>	11	<i>-1</i>	5	<i>0</i>	10	<i>6</i>	28	<i>-10</i>
	CZ	22	<i>7</i>	13	<i>2</i>	5	<i>1</i>	6	<i>-3</i>	16	<i>-6</i>
	DK	23	<i>4</i>	13	<i>2</i>	5	<i>0</i>	8	<i>-6</i>	23	<i>-1</i>
	DE	17	<i>-2</i>	15	<i>-1</i>	3	<i>-1</i>	9	<i>2</i>	22	<i>3</i>
	EE	21	<i>-1</i>	18	<i>1</i>	4	<i>0</i>	8	<i>-1</i>	16	<i>-4</i>
	IE	13	<i>1</i>	19	<i>1</i>	9	<i>-1</i>	7	<i>-2</i>	31	<i>1</i>
	EL	8	<i>1</i>	20	<i>5</i>	3	<i>-7</i>	5	<i>-2</i>	29	<i>-3</i>
	ES	15	<i>2</i>	14	<i>0</i>	4	<i>0</i>	6	<i>-2</i>	34	<i>-1</i>
	FR	18	<i>-2</i>	23	<i>6</i>	4	<i>-3</i>	6	<i>-2</i>	18	<i>1</i>
	HR	23	<i>9</i>	21	<i>6</i>	6	<i>0</i>	8	<i>-4</i>	14	<i>0</i>
	IT	17	<i>1</i>	11	<i>-1</i>	3	<i>-3</i>	6	<i>-1</i>	32	<i>7</i>
	CY	10	<i>2</i>	10	<i>3</i>	10	<i>7</i>	10	<i>-4</i>	23	<i>-16</i>
	LV	21	<i>2</i>	19	<i>4</i>	12	<i>7</i>	6	<i>3</i>	14	<i>-15</i>
	LT	11	<i>-10</i>	18	<i>5</i>	2	<i>-4</i>	8	<i>-1</i>	19	<i>-7</i>
	LU	25	<i>2</i>	21	<i>1</i>	7	<i>0</i>	6	<i>-1</i>	6	<i>-2</i>
	HU	13	<i>0</i>	17	<i>5</i>	5	<i>0</i>	8	<i>-2</i>	16	<i>-7</i>
	MT	15	<i>-9</i>	5	<i>1</i>	5	<i>-1</i>	12	<i>-6</i>	39	<i>6</i>
	NL	25	<i>-1</i>	15	<i>3</i>	5	<i>1</i>	8	<i>-6</i>	15	<i>1</i>
	AT	25	<i>-1</i>	18	<i>3</i>	8	<i>1</i>	5	<i>-1</i>	13	<i>0</i>
	PL	12	<i>2</i>	19	<i>2</i>	6	<i>0</i>	5	<i>-1</i>	17	<i>1</i>
	PT	14	<i>0</i>	17	<i>3</i>	5	<i>0</i>	7	<i>2</i>	25	<i>-9</i>
	RO	9	<i>-3</i>	12	<i>1</i>	3	<i>-2</i>	8	<i>-2</i>	38	<i>5</i>
	SI	10	<i>-5</i>	5	<i>-2</i>	8	<i>2</i>	11	<i>-2</i>	12	<i>-7</i>
	SK	17	<i>-3</i>	8	<i>-5</i>	6	<i>0</i>	8	<i>-1</i>	17	<i>-1</i>
	FI	18	<i>-1</i>	20	<i>0</i>	9	<i>2</i>	6	<i>-3</i>	19	<i>2</i>
	SE	19	<i>4</i>	18	<i>2</i>	7	<i>1</i>	6	<i>1</i>	16	<i>-8</i>
	UK	17	<i>2</i>	15	<i>0</i>	9	<i>0</i>	6	<i>-3</i>	28	<i>-7</i>
	TR	10	<i>5</i>	16	<i>1</i>	7	<i>4</i>	10	<i>-3</i>	36	<i>-10</i>
	MK	17	<i>-1</i>	12	<i>-5</i>	3	<i>-4</i>	4	<i>-5</i>	4	<i>-5</i>
	IS	12	<i>2</i>	15	<i>2</i>	6	<i>-3</i>	9	<i>5</i>	22	<i>-5</i>
	ME	16	<i>-1</i>	15	<i>2</i>	3	<i>-4</i>	12	<i>1</i>	22	<i>3</i>
	MD	10		15		7		18		22	

Q5T - Quelles sont les principales raisons pour lesquelles vous êtes parti(e) en vacances en 2014 ? En premier ? Et ensuite ?

Q5T - What were your main reasons for going on holiday in 2014? Firstly? And then?



































Q5T - Was war der Hauptgrund dafür, dass Sie 2014 in Urlaub gefahren sind? Erstens? Und sonst noch?

	%	Soleil / plage		Bien-être / spa / soins de santé		Visite d'une ville		Activités sportives (par ex. plongée, cyclisme, etc.)		Nature (montagne, lac, paysage, etc.)	
		Flash EB 414	Diff. Flash EB 392	Flash EB 414	Diff. Flash EB 392	Flash EB 414	Diff. Flash EB 392	Flash EB 414	Diff. Flash EB 392	Flash EB 414	Diff. Flash EB 392
 EU 28		48	2	13	0	25	2	12	-2	31	1
 BE		50	-2	12	1	35	10	21	3	55	14
 BG		53	-2	15	0	10	4	4	-2	33	-3
 CZ		47	6	15	-5	18	-2	29	4	52	-2
 DK		44	-4	6	3	25	1	9	-4	33	4
 DE		45	1	19	4	24	3	17	-3	33	-5
 EE		49	9	5	1	18	-5	11	6	37	-3
 IE		50	1	7	-2	16	-6	11	0	14	-1
 EL		54	-7	11	1	18	1	6	0	23	-1
 ES		47	4	5	-2	25	4	4	-2	18	-4
 FR		48	6	16	-5	23	-6	12	-2	37	3
 HR		61	4	8	0	39	12	11	-5	29	-6
 IT		46	-5	13	-1	31	2	3	-4	21	-3
 CY		43	-3	4	0	26	4	2	0	19	-1
 LV		32	16	22	-14	41	10	11	-3	38	1
 LT		40	3	10	3	36	-2	6	-3	48	22
 LU		58	3	24	0	32	2	19	-1	40	3
 HU		51	0	22	2	38	3	8	1	39	9
 MT		10	-2	17	10	17	-4	10	5	27	0
 NL		42	-8	5	1	24	-2	16	-1	43	0
 AT		49	2	20	-4	33	3	25	0	37	-1
 PL		41	1	11	-1	38	4	19	1	40	1
 PT		57	0	23	4	9	-1	3	-4	21	3
 RO		42	5	12	2	17	-7	5	-3	29	-5
 SI		73	7	12	-4	23	-10	15	5	37	13
 SK		49	-1	26	5	21	-1	16	5	28	-4
 FI		31	-2	16	-4	30	-1	22	3	28	-1
 SE		45	-2	27	4	22	2	18	4	25	4
 UK		55	6	7	2	20	6	10	-1	24	6
 TR		42	6	10	2	19	4	5	2	24	10
 MK		70	10	45	-8	14	-5	7	0	47	5
 IS		26	5	35	-3	24	4	11	-1	19	-1
 ME		37	-9	14	3	27	19	10	-4	36	11
 MD		58		13		41		3		17	

Q5T - Quelles sont les principales raisons pour lesquelles vous êtes parti(e) en vacances en 2014 ? En premier ? Et ensuite ?

Q5T - What were your main reasons for going on holiday in 2014? Firstly? And then?

Q5T - Was war der Hauptgrund dafür, dass Sie 2014 in Urlaub gefahren sind? Erstens? Und sonst noch?

	%	Culture (par ex. raisons religieuses, gastronomiques, arts)		Visite d'amis / de membres de la famille		Événements particuliers (événements sportifs / festivals / clubbing)		Autre (NE PAS LIRE)		Ne sait pas	
		Culture (e.g. religious, gastronomy, arts)		Visiting family/friends/ relatives		Specific events (sporting events/festivals/ clubbing)		Other (DO NOT READ OUT)		Don't know	
		Kultur (z.B. religiöse, kulinarische Interessen, Kunst)		Familie/Freunde/ Verwandte besuchen		Bestimmte Veranstaltungen (Sportereignisse/ Festivals/Clubs und Diskotheken)		Andere (NICHT VORLESEN)		Weiß nicht	
		Flash EB 414	Diff. Flash EB 392	Flash EB 414	Diff. Flash EB 392	Flash EB 414	Diff. Flash EB 392	Flash EB 414	Diff. Flash EB 392	Flash EB 414	Diff. Flash EB 392
 EU 28		27	2	36	2	8	0	12	-1	1	0
 BE		42	6	38	12	7	2	6	-5	1	1
 BG		14	0	28	-1	8	1	15	6	1	0
 CZ		26	8	24	1	10	3	10	-2	0	0
 DK		34	2	31	7	9	1	12	-6	0	-1
 DE		26	-1	32	0	4	-1	14	4	0	-1
 EE		37	-4	48	9	9	1	15	0	0	0
 IE		23	5	39	0	14	0	15	0	0	-1
 EL		12	1	48	7	8	-4	12	2	0	-1
 ES		30	1	37	2	6	-1	12	0	0	0
 FR		28	2	48	3	7	-1	9	-1	0	0
 HR		27	8	43	3	8	-2	15	0	0	0
 IT		29	1	30	3	5	-2	11	0	0	0
 CY		17	1	39	9	19	8	19	0	2	2
 LV		29	6	49	5	16	2	9	0	0	0
 LT		17	-14	37	6	2	-8	18	5	3	2
 LU		36	2	45	5	7	-2	7	-5	0	0
 HU		22	2	38	10	6	-4	12	-4	0	0
 MT		34	-5	20	0	13	0	30	-2	2	1
 NL		35	-2	30	5	6	1	17	-4	1	1
 AT		38	0	29	1	9	0	8	0	0	0
 PL		15	2	40	2	7	-3	7	-2	0	0
 PT		22	-2	39	2	11	5	13	5	1	1
 RO		16	2	37	0	7	-4	14	-3	1	0
 SI		13	-5	10	-5	10	0	15	-2	0	0
 SK		25	-3	23	-7	10	1	12	2	1	1
 FI		29	3	41	-2	13	3	9	-2	0	0
 SE		27	4	39	-1	10	1	9	1	0	0
 UK		27	5	37	-3	13	1	15	-4	1	0
 TR		17	2	43	0	12	5	17	-1	0	-3
 MK		21	0	35	-4	4	-5	7	-4	0	-1
 IS		18	2	39	-4	12	-6	12	5	2	2
 ME		24	-1	46	-1	6	-4	17	-1	0	0
 MD		14		42		10		22		0	

Q6.1 En 2014, combien de fois êtes-vous parti(e) en vacances avec les formules suivantes ?



































Vacances "tout compris" (transport + hébergement + nourriture + boissons)

Q6.1 In 2014, how many times did you go on any of the following types of holiday?

All-inclusive holiday (transport + accommodation + food + drinks)

Q6.1 Wie häufig haben Sie 2014 eine der folgenden Urlaubsarten unternommen?

All-inclusive-Urlaub (An- und Abreise + Unterkunft + Speisen + Getränke sind inbegriffen)

		1		2		3		4		5 fois ou plus		Aucune / zéro		Ne sait pas		Au moins une fois	
		1		2		3		4		5 times or more		None/zero		Don't know		At least once	
		1		2		3		4		5 Mal oder häufiger		Nie/Null		Weiß nicht		Mindestens einmal	
%		Flash EB 414	Diff. Flash EB 392	Flash EB 414	Diff. Flash EB 392	Flash EB 414	Diff. Flash EB 392	Flash EB 414	Diff. Flash EB 392	Flash EB 414	Diff. Flash EB 392	Flash EB 414	Diff. Flash EB 392	Flash EB 414	Diff. Flash EB 392	Flash EB 414	Diff. Flash EB 392
 EU 28		20	0	6	1	1	0	1	0	2	1	70	-2	0	0	30	2
 BE		22	-7	10	2	3	1	2	0	2	1	61	3	0	0	39	-3
 BG		26	11	7	1	1	-1	1	0	1	-2	64	-9	0	0	36	9
 CZ		19	0	3	0	1	0	1	1	1	1	75	-1	0	-1	25	2
 DK		18	-1	3	-1	0	-1	0	0	2	2	76	2	1	-1	23	-1
 DE		20	1	6	1	1	0	1	1	2	1	70	-4	0	0	30	4
 EE		25	2	5	3	1	0	0	0	1	0	68	-5	0	0	32	5
 IE		14	2	3	-2	1	0	0	0	0	0	82	0	0	0	18	0
 EL		19	8	5	3	1	0	1	0	2	1	72	-12	0	0	28	12
 ES		21	-3	5	0	3	0	1	-2	2	0	68	5	0	0	32	-5
 FR		18	0	5	0	2	1	0	-1	1	1	74	0	0	-1	26	1
 HR		12	0	8	6	1	0	1	1	1	0	77	-7	0	0	23	7
 IT		20	-2	9	4	3	2	1	0	3	1	64	-5	0	0	36	5
 CY		21	2	2	-1	2	-1	2	1	0	0	73	-1	0	0	27	1
 LV		24	1	7	0	1	1	0	0	4	3	62	-6	2	1	36	5
 LT		29	4	6	0	1	1	0	0	3	3	52	-14	9	6	39	8
 LU		25	5	9	1	2	0	1	0	2	0	60	-7	1	1	39	6
 HU		21	9	6	2	3	1	1	1	1	-2	68	-11	0	0	32	11
 MT		20	-7	2	-1	2	1	1	-1	1	0	74	8	0	0	26	-8
 NL		16	1	1	-2	1	1	0	0	1	1	81	-1	0	0	19	1
 AT		25	2	3	-2	1	-1	1	0	1	1	69	0	0	0	31	0
 PL		20	1	7	3	1	0	1	0	1	0	69	-5	1	1	30	4
 PT		16	0	4	-1	1	0	1	0	1	0	77	2	0	-1	23	-1
 RO		17	0	3	-2	2	-1	0	-1	2	1	76	3	0	0	24	-3
 SI		26	7	4	-4	2	-1	2	0	3	1	63	-2	0	-1	37	3
 SK		26	3	4	0	3	2	1	1	2	2	63	-9	1	1	36	8
 FI		12	-7	4	1	0	-1	0	0	1	0	83	7	0	0	17	-7
 SE		16	0	1	-2	0	-1	0	0	0	0	83	3	0	0	17	-3
 UK		25	3	6	0	1	-1	1	1	1	0	66	-3	0	0	34	3
 TR		26	4	8	-4	3	-1	1	0	5	2	56	-1	1	0	43	1
 MK		14	0	5	1	0	-2	2	0	0	0	78	2	1	-1	21	-1
 IS		20	-1	3	-1	1	-1	0	0	2	1	74	3	0	-1	26	-2
 ME		14	-6	3	-5	2	1	1	0	1	-1	78	10	1	1	21	-11
 MD		23		8		0		0		0		67		2		31	

Q6.2 En 2014, combien de fois êtes-vous parti(e) en vacances avec les formules suivantes ?



































Autres types de séjour où tout n'est pas inclus

Q6.2 In 2014, how many times did you go on any of the following types of holiday?

Other types of package travel (not all-inclusive)

Q6.2 Wie häufig haben Sie 2014 eine der folgenden Urlaubsarten unternommen?

Andere Pauschalreise (nicht all-inclusive)

	%	1		2		3		4		5 fois ou plus		Aucune / zéro		Ne sait pas		Au moins une fois	
		1		2		3		4		5 times or more		None/zero		Don't know		At least once	
		1		2		3		4		5 Mal oder häufiger		Nie/Null		Weiß nicht		Mindestens einmal	
		Flash EB 414	Diff. Flash EB 392	Flash EB 414	Diff. Flash EB 392	Flash EB 414	Diff. Flash EB 392	Flash EB 414	Diff. Flash EB 392	Flash EB 414	Diff. Flash EB 392	Flash EB 414	Diff. Flash EB 392	Flash EB 414	Diff. Flash EB 392	Flash EB 414	Diff. Flash EB 392
 EU 28		19	0	8	0	4	0	2	0	3	0	64	0	0	0	36	0
 BE		24	-4	11	-4	5	0	2	-1	4	-3	54	12	0	0	46	-12
 BG		24	7	9	1	4	1	0	-2	5	1	58	-7	0	-1	42	8
 CZ		31	1	11	0	3	-3	2	-1	6	2	46	1	1	0	53	-1
 DK		22	-1	7	-2	2	0	1	0	1	-1	65	3	2	1	33	-4
 DE		20	3	7	0	3	-2	1	-1	3	2	66	-2	0	0	34	2
 EE		7	-11	7	3	0	-3	0	0	1	0	83	9	2	2	15	-11
 IE		21	0	7	2	2	0	2	1	1	-1	66	-3	1	1	33	2
 EL		10	0	8	5	1	-2	1	0	4	1	76	-4	0	0	24	4
 ES		15	0	8	1	4	1	2	0	3	0	68	-2	0	0	32	2
 FR		26	1	12	-3	6	1	3	1	7	-1	46	2	0	-1	54	-1
 HR		15	1	7	3	3	2	4	3	5	3	65	-13	1	1	34	12
 IT		16	0	7	-3	3	-1	1	-1	2	0	70	5	1	0	29	-5
 CY		22	4	9	2	5	3	0	0	0	-2	63	-8	1	1	36	7
 LV		14	-3	5	-5	3	1	2	2	9	7	65	-3	2	1	33	2
 LT		18	0	6	-5	4	1	1	1	4	2	57	-7	10	8	33	-1
 LU		17	-7	10	-2	5	-4	1	-2	5	-3	62	19	0	-1	38	-18
 HU		17	1	12	6	5	0	1	0	5	2	60	-9	0	0	40	9
 MT		26	2	10	3	3	-3	3	3	3	3	55	-7	0	-1	45	8
 NL		16	-2	8	2	2	-2	2	1	2	0	69	0	1	1	30	-1
 AT		20	-5	10	0	5	0	2	0	2	0	60	4	1	1	39	-5
 PL		15	1	6	-1	3	1	1	0	2	-1	72	0	1	0	27	0
 PT		15	-5	7	3	4	-1	2	0	4	0	67	3	1	0	32	-3
 RO		14	3	7	-1	5	-1	0	-1	5	4	69	-3	0	-1	31	4
 SI		18	-1	7	-5	1	-7	0	-3	3	-2	69	17	2	1	29	-18
 SK		25	-11	8	-5	8	3	2	-1	7	0	49	13	1	1	50	-14
 FI		20	-3	7	0	1	-1	1	0	2	0	69	4	0	0	31	-4
 SE		22	0	4	-2	1	-1	0	-1	0	-1	72	4	1	1	27	-5
 UK		18	-2	5	-2	4	1	2	0	3	2	68	1	0	0	32	-1
 TR		13	-2	8	3	3	-1	4	3	4	1	67	-4	1	0	32	4
 MK		22	-4	7	-1	1	-1	4	3	4	-2	62	8	0	-3	38	-5
 IS		20	1	6	0	0	-3	0	0	1	-1	71	2	2	1	27	-3
 ME		12	-7	6	-4	2	-6	0	-4	3	-3	76	23	1	1	23	-24
 MD		6		1		0		1		0		89		3		8	

Q6.3 En 2014, combien de fois êtes-vous parti(e) en vacances avec les formules suivantes ?



































Services touristiques achetés séparément

Q6.3 In 2014, how many times did you go on any of the following types of holiday?

Tourism services purchased separately

Q6.3 Wie häufig haben Sie 2014 eine der folgenden Urlaubsarten unternommen?



































Urlaub, bei dem Sie die touristischen Leistungen, wie An- und Abreise und Unterkunft unabhängig voneinander gebucht haben

		1		2		3		4		5 fois ou plus		Aucune / zéro		Ne sait pas		Au moins une fois	
		1		2		3		4		5 times or more		None/zero		Don't know		At least once	
		1		2		3		4		5 Mal oder häufiger		Nie/Null		Weiß nicht		Mindestens einmal	
%		Flash EB 414	Diff. Flash EB 392	Flash EB 414	Diff. Flash EB 392	Flash EB 414	Diff. Flash EB 392	Flash EB 414	Diff. Flash EB 392	Flash EB 414	Diff. Flash EB 392	Flash EB 414	Diff. Flash EB 392	Flash EB 414	Diff. Flash EB 392	Flash EB 414	Diff. Flash EB 392
	EU 28	18	0	10	0	5	0	3	0	5	0	58	0	1	0	41	0
	BE	18	-1	11	2	3	-2	3	1	4	0	60	1	1	-1	39	0
	BG	19	-1	6	0	3	1	3	2	3	1	64	-4	2	1	34	3
	CZ	21	2	9	1	5	0	2	0	6	0	56	-2	1	-1	43	3
	DK	27	1	14	-1	8	0	4	-2	10	0	35	2	2	0	63	-2
	DE	20	-3	15	2	6	-2	3	-1	7	1	48	3	1	0	51	-3
	EE	20	4	5	0	2	1	1	1	5	2	63	-12	4	4	33	8
	IE	26	0	13	-1	10	1	5	1	6	-3	37	1	3	1	60	-2
	EL	12	-1	6	1	4	1	2	1	4	2	71	-4	1	0	28	4
	ES	19	6	8	0	5	0	2	0	6	2	59	-8	1	0	40	8
	FR	15	2	6	-1	3	-2	2	2	3	-1	70	0	1	0	29	0
	HR	17	0	6	2	0	-3	5	3	5	0	66	-3	1	1	33	2
	IT	15	1	9	1	3	1	2	1	4	0	67	-3	0	-1	33	4
	CY	28	2	15	9	5	0	2	1	4	-1	45	-10	1	-1	54	11
	LV	14	4	8	2	3	-3	1	1	4	-2	69	-2	1	0	30	2
	LT	18	1	3	-10	5	2	1	0	3	1	63	2	7	4	30	-6
	LU	16	-1	11	1	4	-1	2	-2	6	0	60	3	1	0	39	-3
	HU	12	3	6	3	4	3	1	-1	5	4	72	-12	0	0	28	12
	MT	20	-3	11	1	3	0	2	-1	2	0	62	4	0	-1	38	-3
	NL	24	0	11	-1	5	0	3	1	4	-2	52	1	1	1	47	-2
	AT	20	1	15	0	7	-3	5	-2	8	-1	44	4	1	1	55	-5
	PL	21	1	11	1	6	3	4	2	5	-1	52	-6	1	0	47	6
	PT	11	2	5	1	2	1	0	-2	4	1	77	-3	1	0	22	3
	RO	14	1	7	-2	10	4	1	-2	5	2	63	-1	0	-2	37	3
	SI	17	0	6	0	2	0	2	-1	3	-2	69	3	1	0	30	-3
	SK	26	-5	8	-2	9	6	1	0	4	0	50	1	2	0	48	-1
	FI	22	2	13	6	8	3	3	1	9	4	43	-15	2	-1	55	16
	SE	18	1	11	4	4	1	1	0	3	0	61	-3	2	-3	37	6
	UK	17	-2	9	-3	6	2	3	0	6	-1	57	4	2	0	41	-4
	TR	14	4	6	-2	3	2	1	0	2	1	73	-5	1	0	26	5
	MK	25	10	7	6	2	0	1	0	2	-1	61	-15	2	0	37	15
	IS	14	-5	7	1	3	2	1	0	1	1	72	0	2	1	26	-1
	ME	30	17	8	3	6	-1	2	-1	14	12	40	-30	0	0	60	30
	MD	40		12		6		0		4		36		2		62	

Q6T En 2014, combien de fois êtes-vous parti(e) en vacances avec les formules suivantes ?

Q6T In 2014, how many times did you go on any of the following types of holiday?



































Q6T Wie häufig haben Sie 2014 eine der folgenden Urlaubsarten unternommen?

		Toujours des vacances 'tout compris'		Jamais des vacances 'tout compris'		Combinaison de types de vacances		Ne sait pas dans tous les cas	
		Always 'all-inclusive holidays'		Never 'all-inclusive holidays'		Combination of types of holiday		Don't know in all cases	
		Immer 'All-inclusive- Urlaub'		Nie 'All-inclusive-Urlaub'		Kombination von verschiedenen Urlaubsarten		Weiß nicht in allen Fällen	
%		Flash EB 414	Diff. Flash EB 392	Flash EB 414	Diff. Flash EB 392	Flash EB 414	Diff. Flash EB 392	Flash EB 414	Diff. Flash EB 392
	EU 28	13	0	70	-2	17	2	0	0
	BE	15	-1	61	3	24	-2	0	0
	BG	12	2	65	-8	23	6	0	0
	CZ	9	0	75	-1	16	2	0	-1
	DK	8	1	77	2	15	-2	0	-1
	DE	10	-1	71	-3	19	4	0	0
	EE	21	6	68	-5	11	-1	0	0
	IE	6	0	82	0	12	0	0	0
	EL	16	5	72	-12	12	7	0	0
	ES	17	-3	68	4	15	-1	0	0
	FR	7	-1	75	1	18	1	0	-1
	HR	10	4	77	-7	13	3	0	0
	IT	19	1	65	-4	16	3	0	0
	CY	14	-5	73	-1	13	6	0	0
	LV	21	6	64	-4	15	-1	0	-1
	LT	17	4	55	-12	23	5	5	3
	LU	15	5	61	-7	24	2	0	0
	HU	17	4	68	-11	15	7	0	0
	MT	13	-6	74	8	13	-2	0	0
	NL	10	3	81	-1	9	-2	0	0
	AT	10	2	69	0	21	-2	0	0
	PL	11	1	70	-4	19	3	0	0
	PT	14	1	77	1	9	-2	0	0
	RO	10	-2	76	3	14	-1	0	0
	SI	17	1	64	-2	19	1	0	0
	SK	11	4	64	-8	25	4	0	0
	FI	8	-3	83	7	9	-4	0	0
	SE	7	-2	82	2	11	0	0	0
	UK	17	4	66	-4	17	0	0	0
	TR	14	-10	57	0	29	11	0	-1
	MK	11	-2	78	2	10	0	1	0
	IS	11	-2	74	1	15	1	0	0
	ME	10	-1	79	11	11	-10	0	0
	MD	22		69		8		1	

Q7 Avez-vous organisé vos vacances en 2014 à l'aide d'un des moyens suivants ? Par « organiser », nous voulons dire rechercher de l'information, chercher les prix et réserver votre transport, votre hébergement, etc. (PLUSIEURS REPONSES POSSIBLES)

Q7 Did you organise your holiday in 2014 using any of the following methods? By "organise", we mean searching for information, looking for prices and booking your transportation, accommodation, etc. (MULTIPLE ANSWERS POSSIBLE)



































Q7 Wie haben Sie 2014 Ihren Urlaub organisiert? Mit 'organisiert' meinen wir Suche nach Informationen, Vergleichen von Preise, Buchung von Transportmittel oder von Unterkünften etc. (MEHRFACHNENNUNGEN MÖGLICH)

		Sur Internet		Par téléphone		Par courrier		Au guichet d'une agence de voyage		Par le biais d'une personne que vous connaissez	
		The Internet		Over the phone		By post		Over the counter at a travel agency		Through someone you know	
		Über das Internet		Über das Telefon		Auf dem Postweg		Direkt in einem Reisebüro		Über jemanden, den Sie kennen	
%		Flash EB 414	Diff. Flash EB 392	Flash EB 414	Diff. Flash EB 392	Flash EB 414	Diff. Flash EB 392	Flash EB 414	Diff. Flash EB 392	Flash EB 414	Diff. Flash EB 392
	EU 28	66	8	15	-3	3	0	19	-3	21	-1
	BE	77	13	14	0	4	2	28	-2	30	0
	BG	51	14	12	-3	2	1	16	5	18	-3
	CZ	62	14	15	-3	2	1	14	-6	32	2
	DK	79	2	11	-4	1	0	5	-5	18	7
	DE	66	8	11	-10	2	-1	27	-3	17	-2
	EE	43	-14	12	3	0	0	22	0	19	1
	IE	84	6	17	-3	2	-2	15	0	17	-3
	EL	57	17	11	-7	0	0	9	-6	15	-3
	ES	65	10	9	1	1	0	25	-2	13	-4
	FR	67	9	20	2	6	0	11	-5	30	1
	HR	36	7	13	1	1	0	18	9	25	-6
	IT	55	3	11	0	0	0	21	1	14	-5
	CY	61	-2	9	2	0	-1	20	-3	11	7
	LV	61	8	7	-4	0	-1	27	2	41	-1
	LT	42	2	9	-4	1	-1	17	3	18	-6
	LU	66	5	13	-3	5	2	35	4	25	3
	HU	48	3	11	-1	2	1	23	9	27	5
	MT	61	2	12	4	0	-1	23	-10	14	5
	NL	82	10	12	-2	1	1	11	1	17	-1
	AT	64	3	15	-6	3	1	30	-5	26	5
	PL	57	12	16	-10	2	0	12	-2	25	3
	PT	54	12	19	7	0	-2	19	-2	22	-4
	RO	38	3	10	-5	0	0	18	0	21	-1
	SI	54	13	8	-8	2	1	21	-10	17	2
	SK	52	8	10	-6	3	2	21	3	16	-5
	FI	83	8	28	0	3	1	9	-5	25	4
	SE	78	6	14	0	1	0	17	-2	21	1
	UK	79	6	27	0	4	-1	20	-3	23	-4
	TR	47	19	20	5	2	2	17	4	17	-8
	MK	27	6	15	0	1	1	27	5	21	-8
	IS	71	8	13	4	8	4	9	3	21	2
	ME	29	10	14	6	1	1	20	1	17	-7
	MD	34		19		0		16		37	

Q7 Avez-vous organisé vos vacances en 2014 à l'aide d'un des moyens suivants ? Par « organiser », nous voulons dire rechercher de l'information, chercher les prix et réserver votre transport, votre hébergement, etc. (PLUSIEURS REPONSES POSSIBLES)

Q7 Did you organise your holiday in 2014 using any of the following methods? By "organise", we mean searching for information, looking for prices and booking your transportation, accommodation, etc. (MULTIPLE ANSWERS POSSIBLE)



































Q7 Wie haben Sie 2014 Ihren Urlaub organisiert? Mit 'organisiert' meinen wir Suche nach Informationen, Vergleichen von Preise, Buchung von Transportmittel oder von Unterkünften etc. (MEHRFACHNENNUNGEN MÖGLICH)

		Au guichet d'une compagnie de transport (compagnie aérienne, société de chemin de fer, etc.)		Sur place (sur votre lieu de vacances)		Autre (NE PAS LIRE)		Ne sait pas	
		Over the counter of a transportation company (airline company, railway company, etc.)		On-site (place of holidays)		Other (DO NOT READ OUT)		Don't know	
		Am Schalter eines Beförderungs- / Verkehrsunternehmens (Fluggesellschaft, Eisenbahnunternehmen etc.)		Vor Ort (am Urlaubsort)		Andere (NICHT VORLESEN)		Weiß nicht	
%		Flash EB 414	Diff. Flash EB 392	Flash EB 414	Diff. Flash EB 392	Flash EB 414	Diff. Flash EB 392	Flash EB 414	Diff. Flash EB 392
	EU 28	6	<i>1</i>	12	<i>1</i>	6	<i>0</i>	4	<i>1</i>
	BE	13	<i>6</i>	27	<i>6</i>	3	<i>0</i>	2	<i>0</i>
	BG	4	<i>0</i>	8	<i>-3</i>	6	<i>-4</i>	11	<i>0</i>
	CZ	5	<i>1</i>	13	<i>-1</i>	3	<i>-2</i>	5	<i>3</i>
	DK	3	<i>0</i>	7	<i>1</i>	6	<i>1</i>	2	<i>-2</i>
	DE	4	<i>1</i>	10	<i>1</i>	6	<i>3</i>	1	<i>1</i>
	EE	2	<i>-2</i>	11	<i>0</i>	14	<i>1</i>	3	<i>0</i>
	IE	5	<i>-2</i>	7	<i>0</i>	1	<i>0</i>	2	<i>1</i>
	EL	3	<i>-4</i>	12	<i>-4</i>	9	<i>3</i>	8	<i>-7</i>
	ES	2	<i>1</i>	4	<i>0</i>	8	<i>1</i>	4	<i>-1</i>
	FR	9	<i>2</i>	21	<i>2</i>	6	<i>-2</i>	5	<i>3</i>
	HR	11	<i>2</i>	6	<i>2</i>	18	<i>-9</i>	5	<i>2</i>
	IT	3	<i>-3</i>	5	<i>-4</i>	9	<i>1</i>	3	<i>-2</i>
	CY	1	<i>-3</i>	3	<i>2</i>	7	<i>3</i>	2	<i>0</i>
	LV	15	<i>-4</i>	10	<i>-11</i>	5	<i>-3</i>	4	<i>-5</i>
	LT	4	<i>3</i>	15	<i>-1</i>	13	<i>0</i>	11	<i>3</i>
	LU	20	<i>8</i>	24	<i>7</i>	10	<i>3</i>	1	<i>0</i>
	HU	1	<i>-4</i>	7	<i>1</i>	9	<i>-6</i>	8	<i>-1</i>
	MT	4	<i>-4</i>	5	<i>0</i>	2	<i>-1</i>	1	<i>1</i>
	NL	2	<i>0</i>	13	<i>1</i>	4	<i>-1</i>	1	<i>-2</i>
	AT	4	<i>-1</i>	14	<i>0</i>	5	<i>1</i>	1	<i>1</i>
	PL	7	<i>-1</i>	8	<i>-4</i>	8	<i>-2</i>	10	<i>3</i>
	PT	7	<i>3</i>	11	<i>-1</i>	10	<i>0</i>	7	<i>1</i>
	RO	3	<i>1</i>	14	<i>1</i>	7	<i>-3</i>	10	<i>4</i>
	SI	1	<i>-2</i>	7	<i>-4</i>	10	<i>-2</i>	2	<i>1</i>
	SK	4	<i>-1</i>	5	<i>-3</i>	8	<i>1</i>	5	<i>1</i>
	FI	23	<i>4</i>	17	<i>1</i>	3	<i>-1</i>	4	<i>-2</i>
	SE	9	<i>3</i>	12	<i>-1</i>	3	<i>-2</i>	5	<i>1</i>
	UK	11	<i>2</i>	14	<i>3</i>	2	<i>1</i>	2	<i>1</i>
	TR	11	<i>3</i>	12	<i>4</i>	11	<i>0</i>	14	<i>5</i>
	MK	10	<i>4</i>	32	<i>-3</i>	3	<i>-9</i>	1	<i>0</i>
	IS	7	<i>1</i>	15	<i>8</i>	7	<i>-2</i>	7	<i>-3</i>
	ME	10	<i>-4</i>	21	<i>9</i>	14	<i>-2</i>	5	<i>-1</i>
	MD	4		13		6		3	

Q8A Parmi les éléments suivants, lesquels vous inciteraient à retourner en vacances au même endroit ? En premier ?

Q8A Which of the following would make you go back to the same place for a holiday? Firstly?



































Q8A Was würde Sie dazu veranlassen, am gleichen Ort erneut Urlaub zu machen? Erstens?

		La qualité de l'hébergement		Les caractéristiques naturelles (paysage, climat, etc.)		Le niveau général des prix		L'accueil des touristes (par ex. services pour les enfants, attention accordée aux clients, acceptation des animaux de compagnie, etc.)	
		The quality of the accommodation		The natural features (landscape, weather conditions, etc.)		The general level of prices		How tourists are welcomed (e.g. services for children, customer care, "pets-welcomed" policy, etc.)	
		Die Qualität der Unterkunft		Die Natur (Landschaft, Klima etc.)		Das allgemeine Preisniveau		Die Art und Weise, wie mit Touristen umgegangen wird (z. B. Angebote für Kinder, Urlauberbetreuung, Haustierfreundlichkeit etc.)	
%		Flash EB 414	Diff. Flash EB 392	Flash EB 414	Diff. Flash EB 392	Flash EB 414	Diff. Flash EB 392	Flash EB 414	Diff. Flash EB 392
	EU 28	14	0	26	0	9	0	8	0
	BE	15	-3	28	2	7	-3	9	-2
	BG	12	0	28	-1	10	-4	9	4
	CZ	10	1	38	2	4	0	7	-1
	DK	13	0	24	1	9	1	6	-3
	DE	17	-1	26	-2	7	0	6	-1
	EE	5	-2	28	4	11	0	1	-1
	IE	18	1	22	2	12	-1	9	0
	EL	14	1	20	-7	14	-1	5	1
	ES	16	0	18	-3	12	2	7	-1
	FR	12	0	37	13	10	-1	8	-3
	HR	10	-3	20	-3	12	-3	8	3
	IT	9	1	26	-1	8	-1	13	4
	CY	16	3	17	-4	16	1	5	-1
	LV	7	-2	26	2	6	-4	13	2
	LT	8	2	27	1	13	0	7	1
	LU	18	0	31	6	6	0	8	0
	HU	13	-2	23	-1	9	-1	7	1
	MT	9	2	20	-3	10	4	10	-1
	NL	17	0	33	0	7	1	3	0
	AT	21	3	24	1	7	0	9	1
	PL	10	0	28	-5	13	1	9	1
	PT	13	1	22	-6	13	2	6	-2
	RO	12	-2	26	1	10	1	7	0
	SI	17	1	32	13	8	-1	5	-4
	SK	14	-2	28	-1	8	-1	4	1
	FI	7	-1	23	1	14	-1	6	1
	SE	9	-3	25	4	6	-1	6	-1
	UK	18	-1	20	0	9	0	8	1
	TR	16	4	25	-1	14	0	5	0
	MK	18	7	22	-1	15	-1	8	1
	IS	8	1	21	-8	11	0	9	2
	ME	12	-1	27	2	9	0	9	1
	MD	11		19		12		3	

Q8A Parmi les éléments suivants, lesquels vous inciteraient à retourner en vacances au même endroit ? En premier ?

Q8A Which of the following would make you go back to the same place for a holiday? Firstly?



































Q8A Was würde Sie dazu veranlassen, am gleichen Ort erneut Urlaub zu machen? Erstens?

		La qualité des activités/services disponibles (transport, restaurants, loisirs, etc.)		Les attractions culturelles ou historiques		L'accessibilité pour les personnes ayant des besoins particuliers (par ex. les personnes handicapées, les personnes âgées, les enfants avec poussette)	
		The quality of activities/services available (transport, restaurants, leisure activities, etc.)		Cultural and historical attractions		Accessible facilities for people with special needs (e.g. disabled, elderly, children with prams)	
		Die Qualität der angebotenen Aktivitäten/Dienstleistungen (Transport, Restaurants, Freizeitaktivitäten etc.)		Kulturelle und historische Sehenswürdigkeiten		Die zur Verfügung stehenden Einrichtungen für Personen mit besonderen Bedürfnissen (z. B. Personen mit Handicap, ältere Personen, Kinder mit Kinderwagen)	
%		Flash EB 414	Diff. Flash EB 392	Flash EB 414	Diff. Flash EB 392	Flash EB 414	Diff. Flash EB 392
	EU 28	9	0	14	1	2	-1
	BE	9	3	15	5	3	0
	BG	9	1	12	-4	2	0
	CZ	9	-2	15	3	4	1
	DK	10	0	19	1	2	-1
	DE	6	-1	14	1	1	-1
	EE	7	0	17	3	0	-1
	IE	18	0	11	-2	3	0
	EL	12	2	15	5	2	0
	ES	13	1	15	-1	2	0
	FR	6	-1	11	0	3	0
	HR	10	2	17	6	2	-2
	IT	8	-2	16	0	2	0
	CY	6	-1	21	5	1	0
	LV	11	3	17	2	2	-3
	LT	5	-2	12	-1	3	1
	LU	8	0	13	-1	3	0
	HU	9	1	17	0	2	1
	MT	5	-2	23	1	3	1
	NL	6	0	15	2	1	-1
	AT	10	1	14	-4	3	1
	PL	7	1	11	1	4	0
	PT	5	0	11	1	1	-1
	RO	11	0	12	2	3	1
	SI	6	-3	9	-4	2	-1
	SK	12	3	14	-1	2	-1
	FI	17	-1	19	4	2	0
	SE	10	0	19	0	2	1
	UK	13	-1	14	0	5	1
	TR	8	0	14	1	5	0
	MK	2	-1	4	-6	0	-1
	IS	12	0	17	4	1	0
	ME	5	-2	16	-1	2	0
	MD	6		18		2	

Q8A Parmi les éléments suivants, lesquels vous inciteraient à retourner en vacances au même endroit ? En premier ?

Q8A Which of the following would make you go back to the same place for a holiday? Firstly?



































Q8A Was würde Sie dazu veranlassen, am gleichen Ort erneut Urlaub zu machen? Erstens?

	%	Je ne retourne pas au même endroit (NE PAS LIRE)		Autre (NE PAS LIRE)		Ne sait pas	
		Flash EB 414	Diff. Flash EB 392	Flash EB 414	Diff. Flash EB 392	Flash EB 414	Diff. Flash EB 392
		I don't go back to the same place (DO NOT READ OUT)		Other (DO NOT READ OUT)		Don't know	
		Ich werde nicht wieder denselben Ort bereisen (NICHT VORLESEN)		Andere (NICHT VORLESEN)		Weiß nicht	
	EU 28	5	<i>1</i>	6	<i>0</i>	7	<i>-1</i>
	BE	3	<i>-2</i>	5	<i>0</i>	6	<i>0</i>
	BG	2	<i>0</i>	6	<i>2</i>	10	<i>2</i>
	CZ	4	<i>-2</i>	4	<i>-1</i>	5	<i>-1</i>
	DK	3	<i>1</i>	7	<i>-1</i>	7	<i>1</i>
	DE	8	<i>4</i>	6	<i>1</i>	9	<i>0</i>
	EE	6	<i>0</i>	10	<i>-4</i>	15	<i>1</i>
	IE	1	<i>-2</i>	2	<i>0</i>	4	<i>2</i>
	EL	3	<i>0</i>	7	<i>-1</i>	8	<i>0</i>
	ES	4	<i>2</i>	6	<i>0</i>	7	<i>0</i>
	FR	3	<i>0</i>	5	<i>-1</i>	5	<i>-7</i>
	HR	3	<i>0</i>	11	<i>0</i>	7	<i>0</i>
	IT	7	<i>2</i>	6	<i>-1</i>	5	<i>-2</i>
	CY	7	<i>0</i>	7	<i>-2</i>	4	<i>-1</i>
	LV	3	<i>0</i>	9	<i>3</i>	6	<i>-3</i>
	LT	2	<i>-1</i>	9	<i>1</i>	14	<i>-2</i>
	LU	2	<i>-2</i>	8	<i>1</i>	3	<i>-4</i>
	HU	8	<i>2</i>	7	<i>1</i>	5	<i>-2</i>
	MT	7	<i>-1</i>	7	<i>2</i>	6	<i>-3</i>
	NL	7	<i>-2</i>	7	<i>-1</i>	4	<i>1</i>
	AT	3	<i>-2</i>	4	<i>-1</i>	5	<i>0</i>
	PL	2	<i>-1</i>	5	<i>0</i>	11	<i>2</i>
	PT	3	<i>1</i>	13	<i>3</i>	13	<i>1</i>
	RO	3	<i>1</i>	4	<i>-2</i>	12	<i>-2</i>
	SI	8	<i>1</i>	10	<i>0</i>	3	<i>-2</i>
	SK	4	<i>0</i>	5	<i>1</i>	9	<i>1</i>
	FI	1	<i>0</i>	4	<i>-2</i>	7	<i>-1</i>
	SE	5	<i>1</i>	9	<i>0</i>	9	<i>-1</i>
	UK	3	<i>1</i>	4	<i>-1</i>	6	<i>0</i>
	TR	1	<i>0</i>	3	<i>-1</i>	9	<i>-3</i>
	MK	4	<i>0</i>	6	<i>-2</i>	21	<i>4</i>
	IS	1	<i>0</i>	8	<i>1</i>	12	<i>0</i>
	ME	5	<i>3</i>	7	<i>-3</i>	8	<i>1</i>
	MD	5		10		14	

Q8B Et ensuite ? (MAX. 3 RÉPONSES)

Q8B And then? (MAX. 3 ANSWERS)



































Q8B Und sonst noch? (MAX. 3 NENNUNGEN)

		La qualité de l'hébergement	Les caractéristiques naturelles (paysage, climat, etc.)	Le niveau général des prix	L'accueil des touristes (par ex. services pour les enfants, attention accordée aux clients, acceptation des animaux de compagnie, etc.)				
		The quality of the accommodation	The natural features (landscape, weather conditions, etc.)	The general level of prices	How tourists are welcomed (e.g. services for children, customer care, "pets-welcomed" policy, etc.)				
		Die Qualität der Unterkunft	Die Natur (Landschaft, Klima usw.)	Das allgemeine Preisniveau	Die Art und Weise, wie mit Touristen umgegangen wird (z. B. Angebote für Kinder, Urlauberbetreuung, Haustierfreundlichkeit etc.)				
%		Flash EB 414	Diff. Flash EB 392	Flash EB 414	Diff. Flash EB 392	Flash EB 414	Diff. Flash EB 392	Flash EB 414	Diff. Flash EB 392
 EU 28		22	<i>1</i>	24	<i>1</i>	20	<i>1</i>	17	<i>0</i>
 BE		37	<i>9</i>	36	<i>11</i>	33	<i>8</i>	27	<i>8</i>
 BG		21	<i>5</i>	21	<i>1</i>	17	<i>-1</i>	15	<i>0</i>
 CZ		26	<i>-2</i>	25	<i>-4</i>	13	<i>-5</i>	17	<i>-2</i>
 DK		16	<i>1</i>	22	<i>-2</i>	20	<i>4</i>	17	<i>5</i>
 DE		23	<i>3</i>	28	<i>5</i>	19	<i>3</i>	16	<i>-2</i>
 EE		20	<i>2</i>	22	<i>1</i>	20	<i>1</i>	10	<i>-2</i>
 IE		18	<i>-7</i>	22	<i>-2</i>	24	<i>3</i>	18	<i>0</i>
 EL		23	<i>6</i>	22	<i>3</i>	21	<i>-3</i>	10	<i>-4</i>
 ES		18	<i>-2</i>	21	<i>-1</i>	17	<i>-1</i>	12	<i>0</i>
 FR		19	<i>-5</i>	24	<i>-2</i>	21	<i>2</i>	20	<i>0</i>
 HR		18	<i>-5</i>	26	<i>-1</i>	18	<i>-3</i>	14	<i>5</i>
 IT		12	<i>-5</i>	20	<i>-1</i>	14	<i>-6</i>	17	<i>-3</i>
 CY		18	<i>3</i>	19	<i>4</i>	19	<i>2</i>	6	<i>-1</i>
 LV		15	<i>-1</i>	30	<i>5</i>	24	<i>4</i>	17	<i>-8</i>
 LT		19	<i>0</i>	18	<i>-2</i>	22	<i>3</i>	11	<i>-2</i>
 LU		24	<i>-1</i>	29	<i>-2</i>	20	<i>-2</i>	23	<i>1</i>
 HU		26	<i>3</i>	26	<i>1</i>	21	<i>0</i>	18	<i>1</i>
 MT		12	<i>-2</i>	20	<i>1</i>	10	<i>-5</i>	14	<i>-5</i>
 NL		23	<i>-1</i>	28	<i>1</i>	14	<i>-5</i>	13	<i>-1</i>
 AT		27	<i>2</i>	34	<i>3</i>	23	<i>2</i>	23	<i>2</i>
 PL		23	<i>5</i>	25	<i>5</i>	22	<i>2</i>	16	<i>0</i>
 PT		19	<i>0</i>	20	<i>0</i>	18	<i>3</i>	15	<i>0</i>
 RO		19	<i>-3</i>	18	<i>0</i>	17	<i>-1</i>	13	<i>-2</i>
 SI		20	<i>4</i>	17	<i>-3</i>	20	<i>2</i>	10	<i>-4</i>
 SK		23	<i>-5</i>	22	<i>0</i>	12	<i>-3</i>	11	<i>-2</i>
 FI		19	<i>0</i>	18	<i>-2</i>	25	<i>2</i>	15	<i>1</i>
 SE		18	<i>-1</i>	19	<i>-2</i>	16	<i>3</i>	16	<i>0</i>
 UK		31	<i>7</i>	24	<i>2</i>	26	<i>4</i>	20	<i>5</i>
 TR		19	<i>2</i>	19	<i>2</i>	20	<i>5</i>	8	<i>0</i>
 MK		33	<i>6</i>	26	<i>-1</i>	33	<i>9</i>	27	<i>7</i>
 IS		10	<i>-3</i>	24	<i>5</i>	15	<i>0</i>	16	<i>0</i>
 ME		17	<i>-1</i>	21	<i>3</i>	19	<i>4</i>	19	<i>5</i>
 MD		17		22		15		15	

Q8B Et ensuite ? (MAX. 3 RÉPONSES)

Q8B And then? (MAX. 3 ANSWERS)



































Q8B Und sonst noch? (MAX. 3 NENNUNGEN)

		La qualité des activités/services disponibles (transport, restaurants, loisirs, etc.)		Les attractions culturelles ou historiques		L'accessibilité pour les personnes ayant des besoins particuliers (par ex. les personnes handicapées, les personnes âgées, les enfants avec poussette)	
		The quality of activities/services available (transport, restaurants, leisure activities, etc.)		Cultural and historical attractions		Accessible facilities for people with special needs (e.g. disabled, elderly, children with prams)	
		Die Qualität der angebotenen Aktivitäten/Dienstleistungen (Transport, Restaurants, Freizeitaktivitäten usw.)		Kulturelle und historische Sehenswürdigkeiten		Die zur Verfügung stehenden Einrichtungen für Personen mit besonderen Bedürfnissen (z. B. Personen mit Handicap, ältere Personen, Kinder mit Kinderwagen)	
%		Flash EB 414	Diff. Flash EB 392	Flash EB 414	Diff. Flash EB 392	Flash EB 414	Diff. Flash EB 392
	EU 28	17	0	19	0	4	0
	BE	24	7	24	2	9	1
	BG	14	1	18	0	2	-1
	CZ	22	-1	25	-3	5	0
	DK	15	0	21	3	4	0
	DE	15	-2	18	-3	3	1
	EE	14	0	21	-1	4	3
	IE	24	0	22	5	5	-2
	EL	15	2	17	2	4	-1
	ES	15	1	16	0	4	-1
	FR	16	-3	21	3	5	-1
	HR	17	2	21	-2	5	4
	IT	11	-4	15	-1	2	-2
	CY	9	-4	19	4	2	0
	LV	15	-1	23	3	2	-1
	LT	14	3	22	3	5	-2
	LU	27	7	25	-2	6	2
	HU	20	8	23	-1	2	-1
	MT	11	-3	18	-2	3	-2
	NL	14	0	22	2	4	1
	AT	23	3	22	2	5	1
	PL	15	1	16	-2	5	0
	PT	13	3	14	-1	2	-1
	RO	13	-2	16	2	3	0
	SI	14	3	16	-1	2	-3
	SK	17	-3	20	-4	4	-1
	FI	23	1	22	6	3	0
	SE	16	2	17	0	3	2
	UK	26	3	22	3	7	2
	TR	12	3	14	1	5	-1
	MK	9	-4	18	-7	0	-3
	IS	18	1	17	1	1	-3
	ME	13	0	21	3	3	1
	MD	12		17		3	

Q8B Et ensuite ? (MAX. 3 RÉPONSES)

Q8B And then? (MAX. 3 ANSWERS)



































Q8B Und sonst noch? (MAX. 3 NENNUNGEN)

		Je ne retourne pas au même endroit (NE PAS LIRE)		Autre (NE PAS LIRE)		Ne sait pas	
		I don't go back to the same place (DO NOT READ OUT)		Other (DO NOT READ OUT)		Don't know	
		Ich werde nicht wieder denselben Ort bereisen (NICHT VORLESEN)		Andere (NICHT VORLESEN)		Weiß nicht	
%		Flash EB 414	Diff. Flash EB 392	Flash EB 414	Diff. Flash EB 392	Flash EB 414	Diff. Flash EB 392
	EU 28	0	<i>0</i>	6	<i>1</i>	19	<i>-2</i>
	BE	1	<i>1</i>	3	<i>-1</i>	6	<i>-7</i>
	BG	0	<i>0</i>	5	<i>2</i>	20	<i>-4</i>
	CZ	0	<i>0</i>	4	<i>1</i>	15	<i>-1</i>
	DK	0	<i>-1</i>	6	<i>-3</i>	18	<i>-4</i>
	DE	0	<i>0</i>	9	<i>3</i>	19	<i>-2</i>
	EE	0	<i>-1</i>	6	<i>0</i>	23	<i>-7</i>
	IE	0	<i>0</i>	5	<i>2</i>	12	<i>0</i>
	EL	0	<i>0</i>	4	<i>2</i>	21	<i>-6</i>
	ES	1	<i>1</i>	6	<i>2</i>	26	<i>0</i>
	FR	0	<i>0</i>	7	<i>2</i>	17	<i>-2</i>
	HR	0	<i>-1</i>	11	<i>7</i>	15	<i>-4</i>
	IT	0	<i>-1</i>	6	<i>2</i>	29	<i>10</i>
	CY	1	<i>1</i>	8	<i>2</i>	18	<i>-15</i>
	LV	0	<i>0</i>	5	<i>3</i>	20	<i>0</i>
	LT	0	<i>0</i>	6	<i>3</i>	20	<i>-7</i>
	LU	0	<i>0</i>	8	<i>2</i>	9	<i>-6</i>
	HU	0	<i>0</i>	6	<i>2</i>	15	<i>-11</i>
	MT	0	<i>0</i>	8	<i>3</i>	27	<i>5</i>
	NL	2	<i>0</i>	9	<i>0</i>	14	<i>-3</i>
	AT	0	<i>0</i>	5	<i>1</i>	12	<i>-5</i>
	PL	0	<i>-1</i>	4	<i>1</i>	15	<i>-5</i>
	PT	1	<i>1</i>	9	<i>3</i>	23	<i>-11</i>
	RO	0	<i>0</i>	5	<i>1</i>	28	<i>6</i>
	SI	1	<i>1</i>	14	<i>8</i>	9	<i>-14</i>
	SK	2	<i>2</i>	8	<i>5</i>	14	<i>3</i>
	FI	0	<i>0</i>	4	<i>0</i>	16	<i>-5</i>
	SE	0	<i>0</i>	9	<i>3</i>	20	<i>-8</i>
	UK	0	<i>0</i>	4	<i>1</i>	15	<i>-5</i>
	TR	0	<i>0</i>	8	<i>3</i>	26	<i>-8</i>
	MK	0	<i>0</i>	2	<i>-1</i>	8	<i>-9</i>
	IS	0	<i>0</i>	9	<i>5</i>	21	<i>-3</i>
	ME	1	<i>1</i>	5	<i>-1</i>	19	<i>-2</i>
	MD	0		7		28	

Q8T - Parmi les éléments suivants, lesquels vous inciteraient à retourner en vacances au même endroit ? En premier ? Et ensuite ?

Q8T - Which of the following would make you go back to the same place for a holiday? Firstly? And then?



































Q8T - Was würde Sie dazu veranlassen, am gleichen Ort erneut Urlaub zu machen? Erstens? Und sonst noch?

	%	La qualité de l'hébergement		Les caractéristiques naturelles (paysage, climat, etc.)		Le niveau général des prix		L'accueil des touristes (par ex. services pour les enfants, attention accordée aux clients, acceptation des animaux de compagnie, etc.)	
		Flash EB 414	Diff. Flash EB 392	Flash EB 414	Diff. Flash EB 392	Flash EB 414	Diff. Flash EB 392	Flash EB 414	Diff. Flash EB 392
 EU 28		33	<i>0</i>	47	<i>1</i>	27	<i>1</i>	22	<i>-1</i>
 BE		48	<i>5</i>	61	<i>13</i>	37	<i>5</i>	33	<i>5</i>
 BG		30	<i>4</i>	47	<i>0</i>	25	<i>-5</i>	23	<i>4</i>
 CZ		34	<i>0</i>	60	<i>-1</i>	16	<i>-3</i>	22	<i>-3</i>
 DK		28	<i>1</i>	44	<i>-1</i>	27	<i>5</i>	22	<i>2</i>
 DE		36	<i>1</i>	49	<i>0</i>	23	<i>2</i>	19	<i>-4</i>
 EE		21	<i>0</i>	45	<i>4</i>	26	<i>0</i>	9	<i>-3</i>
 IE		35	<i>-5</i>	43	<i>-1</i>	35	<i>2</i>	25	<i>-1</i>
 EL		34	<i>7</i>	40	<i>-4</i>	32	<i>-5</i>	14	<i>-3</i>
 ES		32	<i>-2</i>	36	<i>-5</i>	27	<i>1</i>	18	<i>-1</i>
 FR		30	<i>-2</i>	60	<i>14</i>	30	<i>3</i>	26	<i>-2</i>
 HR		27	<i>-6</i>	44	<i>-3</i>	28	<i>-6</i>	21	<i>7</i>
 IT		19	<i>-4</i>	44	<i>-1</i>	21	<i>-6</i>	27	<i>0</i>
 CY		31	<i>6</i>	34	<i>0</i>	32	<i>3</i>	10	<i>-3</i>
 LV		20	<i>-3</i>	53	<i>7</i>	27	<i>-1</i>	28	<i>-5</i>
 LT		25	<i>4</i>	42	<i>0</i>	31	<i>2</i>	16	<i>-1</i>
 LU		41	<i>1</i>	59	<i>6</i>	25	<i>0</i>	30	<i>3</i>
 HU		35	<i>0</i>	46	<i>1</i>	27	<i>-1</i>	23	<i>3</i>
 MT		20	<i>1</i>	37	<i>-1</i>	18	<i>0</i>	22	<i>-5</i>
 NL		38	<i>0</i>	58	<i>2</i>	20	<i>-3</i>	14	<i>-2</i>
 AT		46	<i>6</i>	55	<i>4</i>	28	<i>2</i>	30	<i>2</i>
 PL		29	<i>2</i>	49	<i>-2</i>	32	<i>2</i>	23	<i>2</i>
 PT		28	<i>-1</i>	39	<i>-6</i>	28	<i>3</i>	18	<i>-3</i>
 RO		28	<i>-4</i>	41	<i>1</i>	25	<i>1</i>	18	<i>-1</i>
 SI		35	<i>4</i>	47	<i>11</i>	26	<i>1</i>	14	<i>-7</i>
 SK		35	<i>-5</i>	47	<i>-1</i>	18	<i>-4</i>	13	<i>-2</i>
 FI		25	<i>0</i>	40	<i>0</i>	37	<i>1</i>	20	<i>3</i>
 SE		25	<i>-3</i>	41	<i>2</i>	19	<i>0</i>	20	<i>-1</i>
 UK		46	<i>5</i>	42	<i>1</i>	32	<i>3</i>	26	<i>5</i>
 TR		33	<i>6</i>	42	<i>1</i>	33	<i>6</i>	13	<i>1</i>
 MK		43	<i>11</i>	41	<i>-3</i>	40	<i>5</i>	28	<i>6</i>
 IS		17	<i>-2</i>	42	<i>-4</i>	24	<i>1</i>	22	<i>2</i>
 ME		27	<i>-2</i>	45	<i>4</i>	26	<i>4</i>	25	<i>5</i>
 MD		25		37		24		15	

Q8T - Parmi les éléments suivants, lesquels vous inciteraient à retourner en vacances au même endroit ? En premier ? Et ensuite ?

Q8T - Which of the following would make you go back to the same place for a holiday? Firstly? And then?



































Q8T - Was würde Sie dazu veranlassen, am gleichen Ort erneut Urlaub zu machen? Erstens? Und sonst noch?

		La qualité des activités/services disponibles (transport, restaurants, loisirs, etc.)		Les attractions culturelles ou historiques		L'accessibilité pour les personnes ayant des besoins particuliers (par ex. les personnes handicapées, les personnes âgées, les enfants avec poussette)	
		The quality of activities/services available (transport, restaurants, leisure activities, etc.)		Cultural and historical attractions		Accessible facilities for people with special needs (e.g. disabled, elderly, children with prams)	
		Die Qualität der angebotenen Aktivitäten/Dienstleistungen (Transport, Restaurants, Freizeitaktivitäten usw.)		Kulturelle und historische Sehenswürdigkeiten		Die zur Verfügung stehenden Einrichtungen für Personen mit besonderen Bedürfnissen (z. B. Personen mit Handicap, ältere Personen, Kinder mit Kinderwagen)	
%		Flash EB 414	Diff. Flash EB 392	Flash EB 414	Diff. Flash EB 392	Flash EB 414	Diff. Flash EB 392
	EU 28	24	0	30	0	6	0
	BE	31	9	37	7	11	0
	BG	22	2	28	-4	4	0
	CZ	29	-3	38	2	8	0
	DK	23	-1	38	3	6	0
	DE	19	-2	28	-4	4	0
	EE	18	1	33	1	4	2
	IE	41	1	32	3	7	-2
	EL	25	4	30	7	6	0
	ES	26	1	30	-1	6	-1
	FR	21	-2	31	5	7	0
	HR	26	5	35	4	6	1
	IT	18	-5	29	-1	3	-2
	CY	15	-3	38	8	2	-1
	LV	24	2	38	6	4	-3
	LT	17	1	31	2	7	-1
	LU	33	7	36	-2	8	2
	HU	26	8	37	-1	3	-1
	MT	14	-5	38	-1	5	-2
	NL	19	1	36	5	5	0
	AT	31	3	35	-1	7	2
	PL	20	2	25	-1	9	1
	PT	16	2	23	1	3	-2
	RO	23	-1	25	2	5	1
	SI	18	0	23	-4	4	-4
	SK	26	-1	31	-6	6	-1
	FI	38	1	39	9	4	-1
	SE	25	2	34	0	4	2
	UK	37	2	33	2	11	3
	TR	18	2	27	3	9	-1
	MK	9	-5	18	-12	1	-2
	IS	27	0	31	4	2	-2
	ME	17	-2	34	1	4	0
	MD	16		31		5	

Q8T - Parmi les éléments suivants, lesquels vous inciteraient à retourner en vacances au même endroit ? En premier ? Et ensuite ?

Q8T - Which of the following would make you go back to the same place for a holiday? Firstly? And then?



































Q8T - Was würde Sie dazu veranlassen, am gleichen Ort erneut Urlaub zu machen? Erstens? Und sonst noch?

		Je ne retourne pas au même endroit (NE PAS LIRE)		Autre (NE PAS LIRE)		Ne sait pas	
		I don't go back to the same place (DO NOT READ OUT)		Other (DO NOT READ OUT)		Don't know	
		Ich werde nicht wieder denselben Ort bereisen (NICHT VORLESEN)		Andere (NICHT VORLESEN)		Weiß nicht	
%		Flash EB 414	Diff. Flash EB 392	Flash EB 414	Diff. Flash EB 392	Flash EB 414	Diff. Flash EB 392
	EU 28	5	1	10	0	7	-1
	BE	4	-1	7	-1	6	0
	BG	2	0	9	2	10	2
	CZ	4	-2	7	-1	5	-1
	DK	3	0	10	-5	7	1
	DE	8	3	12	1	9	0
	EE	7	0	15	-4	15	1
	IE	1	-2	6	1	4	2
	EL	4	1	9	-1	8	0
	ES	5	3	10	0	7	0
	FR	4	1	11	0	5	-7
	HR	3	-1	16	1	6	-1
	IT	8	2	10	-1	5	-2
	CY	8	1	11	-4	4	-1
	LV	3	0	12	4	6	-3
	LT	2	-1	14	4	14	-3
	LU	3	-1	13	0	3	-4
	HU	8	2	9	-1	5	-2
	MT	7	-1	13	5	6	-3
	NL	8	-3	14	-2	4	1
	AT	4	-1	7	-2	5	0
	PL	3	-1	7	-1	11	2
	PT	4	2	17	2	13	1
	RO	3	1	7	-2	12	-2
	SI	9	2	18	2	3	-2
	SK	5	1	10	3	9	1
	FI	1	-1	7	-2	7	-1
	SE	5	1	14	-1	8	-2
	UK	3	0	7	-1	6	0
	TR	1	0	9	0	9	-3
	MK	4	-1	7	-4	21	4
	IS	1	0	13	3	12	0
	ME	6	4	12	-3	8	1
	MD	5		15		14	

Q9A.1 En ce qui concerne vos principales vacances en 2014, dans quelle mesure avez-vous été satisfait(e) de...? Par "principales vacances", nous pensons aux vacances qui ont été les plus importantes pour vous en 2014.
La qualité de l'hébergement

Q9A.1 Thinking about your main holiday in 2014, how satisfied were you with...? By 'main holiday' we mean the holiday that was the most important for you in 2014.
The quality of the accommodation



































Q9A.1 Bitte denken Sie jetzt an Ihren Haupturlaub 2014. Mit 'Haupturlaub' meinen wir den Urlaub, der für Sie im Jahr 2014 am wichtigsten war. Wie zufrieden waren Sie da mit ...?
Der Qualität der Unterkunft

		Très satisfait(e)		Plutôt satisfait(e)		Plutôt pas satisfait(e)		Pas du tout satisfait(e)		Ne sait pas		Total 'Satisfait(e)'		Total 'Pas satisfait(e)'	
		Very satisfied		Fairly satisfied		Not very satisfied		Not at all satisfied		Don't know		Total 'Satisfied'		Total 'Not satisfied'	
		Sehr zufrieden		Ziemlich zufrieden		Nicht sehr zufrieden		Überhaupt nicht zufrieden		Weiß nicht		Gesamt 'Zufrieden'		Gesamt 'Nicht zufrieden'	
%		Flash EB 414	Diff. Flash EB 392	Flash EB 414	Diff. Flash EB 392	Flash EB 414	Diff. Flash EB 392	Flash EB 414	Diff. Flash EB 392	Flash EB 414	Diff. Flash EB 392	Flash EB 414	Diff. Flash EB 392	Flash EB 414	Diff. Flash EB 392
	EU 28	60	-1	35	1	2	0	1	0	2	0	95	0	3	0
	BE	62	-5	35	6	1	0	0	-1	2	0	97	1	1	-1
	BG	52	2	37	-5	5	3	0	-1	6	1	89	-3	5	2
	CZ	57	-6	38	7	3	-1	1	1	1	-1	95	1	4	0
	DK	67	0	29	1	1	-1	0	-1	3	1	96	1	1	-2
	DE	65	2	30	-2	3	1	0	-1	2	0	95	0	3	0
	EE	67	15	25	-13	3	1	0	0	5	-3	92	2	3	1
	IE	69	-2	26	2	3	1	1	0	1	-1	95	0	4	1
	EL	40	-5	48	13	3	-6	1	0	8	-2	88	8	4	-6
	ES	46	-2	46	3	4	0	1	0	3	-1	92	1	5	0
	FR	54	-3	42	4	2	0	0	0	2	-1	96	1	2	0
	HR	60	-13	34	10	4	3	0	-1	2	1	94	-3	4	2
	IT	54	3	40	-3	3	0	1	0	2	0	94	0	4	0
	CY	40	-14	46	16	4	-3	1	0	9	1	86	2	5	-3
	LV	53	0	41	0	5	3	0	0	1	-3	94	0	5	3
	LT	50	6	44	-1	2	-1	0	0	4	-4	94	5	2	-1
	LU	60	-5	36	6	2	0	1	0	1	-1	96	1	3	0
	HU	50	-8	44	10	4	0	0	0	2	-2	94	2	4	0
	MT	72	0	27	5	1	-2	0	-1	0	-2	99	5	1	-3
	NL	67	4	28	-3	2	-1	0	-1	3	1	95	1	2	-2
	AT	73	7	23	-7	2	-1	0	0	2	1	96	0	2	-1
	PL	54	-4	42	4	1	-1	0	0	3	1	96	0	1	-1
	PT	46	-6	49	5	2	0	1	1	2	0	95	-1	3	1
	RO	46	-5	45	2	4	1	2	1	3	1	91	-3	6	2
	SI	73	10	24	-9	0	-3	1	0	2	2	97	1	1	-3
	SK	61	-8	33	7	3	1	1	1	2	-1	94	-1	4	2
	FI	53	4	43	-2	2	-2	0	0	2	0	96	2	2	-2
	SE	63	-4	34	4	1	0	0	0	2	0	97	0	1	0
	UK	76	2	19	-4	2	1	1	0	2	1	95	-2	3	1
	TR	40	0	45	2	6	-5	4	2	5	1	85	2	10	-3
	MK	68	3	26	-2	4	1	1	0	1	-2	94	1	5	1
	IS	67	5	29	-1	1	-2	1	-1	2	-1	96	4	2	-3
	ME	58	-6	33	2	6	2	0	0	3	2	91	-4	6	2
	MD	48		44		3		0		5		92		3	

Q9A.2 En ce qui concerne vos principales vacances en 2014, dans quelle mesure avez-vous été satisfait(e) de...? Par "principales vacances", nous pensons aux vacances qui ont été les plus importantes pour vous en 2014.
La sécurité de l'hébergement

Q9A.2 Thinking about your main holiday in 2014, how satisfied were you with...? By 'main holiday' we mean the holiday that was the most important for you in 2014.
The safety of the accommodation

Q9A.2 Bitte denken Sie jetzt an Ihren Haupturlaub 2014. Mit 'Haupturlaub' meinen wir den Urlaub, der für Sie im Jahr 2014 am wichtigsten war. Wie zufrieden waren Sie da mit ...?
Der Sicherheit der Unterkunft

		Très satisfait(e)		Plutôt satisfait(e)		Plutôt pas satisfait(e)		Pas du tout satisfait(e)		Ne sait pas		Total 'Satisfait(e)'		Total 'Pas satisfait(e)'	
		Very satisfied		Fairly satisfied		Not very satisfied		Not at all satisfied		Don't know		Total 'Satisfied'		Total 'Not satisfied'	
		Sehr zufrieden		Ziemlich zufrieden		Nicht sehr zufrieden		Überhaupt nicht zufrieden		Weiß nicht		Gesamt 'Zufrieden'		Gesamt 'Nicht zufrieden'	
%		Flash EB 414	Diff. Flash EB 392	Flash EB 414	Diff. Flash EB 392	Flash EB 414	Diff. Flash EB 392	Flash EB 414	Diff. Flash EB 392	Flash EB 414	Diff. Flash EB 392	Flash EB 414	Diff. Flash EB 392	Flash EB 414	Diff. Flash EB 392
	EU 28	66	0	29	0	2	0	0	0	3	0	95	0	2	0
	BE	67	-3	29	1	2	2	0	-1	2	1	96	-2	2	1
	BG	60	2	31	-1	3	-1	0	-1	6	1	91	1	3	-2
	CZ	72	-2	24	3	1	0	0	-1	3	0	96	1	1	-1
	DK	70	-2	22	3	1	0	1	-1	6	0	92	1	2	-1
	DE	70	-3	23	1	3	2	1	0	3	0	93	-2	4	2
	EE	71	9	22	-4	1	0	0	0	6	-5	93	5	1	0
	IE	78	2	19	0	2	1	0	-1	1	-2	97	2	2	0
	EL	45	1	42	6	3	-3	2	-1	8	-3	87	7	5	-4
	ES	49	2	45	1	2	-1	1	0	3	-2	94	3	3	-1
	FR	61	2	35	-2	1	0	0	0	3	0	96	0	1	0
	HR	76	-6	19	3	2	1	0	0	3	2	95	-3	2	1
	IT	56	0	38	0	3	1	1	0	2	-1	94	0	4	1
	CY	44	-15	47	18	1	-1	0	-1	8	-1	91	3	1	-2
	LV	62	8	33	-6	4	0	0	0	1	-2	95	2	4	0
	LT	61	12	35	-5	1	-1	1	1	2	-7	96	7	2	0
	LU	68	2	29	-1	1	-1	1	1	1	-1	97	1	2	0
	HU	69	1	29	2	1	0	0	-1	1	-2	98	3	1	-1
	MT	78	-1	17	1	2	0	1	0	2	0	95	0	3	0
	NL	70	5	25	-5	1	0	0	-1	4	1	95	0	1	-1
	AT	79	-5	17	2	1	1	1	1	2	1	96	-3	2	2
	PL	72	6	26	-5	1	1	0	0	1	-2	98	1	1	1
	PT	49	-1	46	-1	2	2	0	0	3	0	95	-2	2	2
	RO	53	-11	40	9	2	0	2	1	3	1	93	-2	4	1
	SI	83	8	15	-7	0	-1	0	-1	2	1	98	1	0	-2
	SK	69	-5	27	5	1	0	0	-1	3	1	96	0	1	-1
	FI	69	-1	29	3	0	-2	0	0	2	0	98	2	0	-2
	SE	61	-2	33	2	2	0	0	0	4	0	94	0	2	0
	UK	79	2	18	-2	1	-1	1	1	1	0	97	0	2	0
	TR	49	5	36	-6	6	-2	5	3	4	0	85	-1	11	1
	MK	82	7	16	-3	1	-3	1	1	0	-2	98	4	2	-2
	IS	76	5	18	-3	1	-2	1	0	4	0	94	2	2	-2
	ME	77	0	15	-5	5	3	0	0	3	2	92	-5	5	3
	MD	43		49		3		0		5		92		3	



































Q9A.3 En ce qui concerne vos principales vacances en 2014, dans quelle mesure avez-vous été satisfait(e) de...? Par "principales vacances", nous pensons aux vacances qui ont été les plus importantes pour vous en 2014. Les caractéristiques naturelles (paysage, climat, etc.)

Q9A.3 Thinking about your main holiday in 2014, how satisfied were you with...? By 'main holiday' we mean the holiday that was the most important for you in 2014.

The natural features (landscape, weather conditions, etc.)

Q9A.3 Bitte denken Sie jetzt an Ihren Haupturlaub 2014. Mit 'Haupturlaub' meinen wir den Urlaub, der für Sie im Jahr 2014 am wichtigsten war. Wie zufrieden waren Sie da mit ...?

Der Natur (Landschaft, Klima usw.)

		Très satisfait(e)		Plutôt satisfait(e)		Plutôt pas satisfait(e)		Pas du tout satisfait(e)		Ne sait pas		Total 'Satisfait(e)'		Total 'Pas satisfait(e)'	
		Very satisfied		Fairly satisfied		Not very satisfied		Not at all satisfied		Don't know		Total 'Satisfied'		Total 'Not satisfied'	
		Sehr zufrieden		Ziemlich zufrieden		Nicht sehr zufrieden		Überhaupt nicht zufrieden		Weiß nicht		Gesamt 'Zufrieden'		Gesamt 'Nicht zufrieden'	
%		Flash EB 414	Diff. Flash EB 392	Flash EB 414	Diff. Flash EB 392	Flash EB 414	Diff. Flash EB 392	Flash EB 414	Diff. Flash EB 392	Flash EB 414	Diff. Flash EB 392	Flash EB 414	Diff. Flash EB 392	Flash EB 414	Diff. Flash EB 392
	EU 28	70	-1	25	0	3	1	1	1	1	-1	95	-1	4	2
	BE	73	-1	24	1	1	-1	0	-1	2	2	97	0	1	-2
	BG	65	-3	29	4	3	-1	1	0	2	0	94	1	4	-1
	CZ	73	-2	22	3	3	0	1	0	1	-1	95	1	4	0
	DK	77	5	16	-5	3	1	0	-1	4	0	93	0	3	0
	DE	78	0	18	-2	1	0	1	1	2	1	96	-2	2	1
	EE	79	7	17	-6	2	1	0	0	2	-2	96	1	2	1
	IE	80	7	18	-5	1	-1	0	-1	1	0	98	2	1	-2
	EL	63	5	31	-3	3	0	1	0	2	-2	94	2	4	0
	ES	66	2	30	0	3	0	0	0	1	-2	96	2	3	0
	FR	69	2	27	-4	3	3	0	0	1	-1	96	-2	3	3
	HR	72	-3	21	2	5	0	1	1	1	0	93	-1	6	1
	IT	65	-1	28	-1	4	0	2	2	1	0	93	-2	6	2
	CY	52	-18	38	15	4	1	1	1	5	1	90	-3	5	2
	LV	71	16	23	-11	5	-4	0	0	1	-1	94	5	5	-4
	LT	69	-5	26	10	2	0	0	-1	3	-4	95	5	2	-1
	LU	72	0	25	0	1	-1	2	2	0	-1	97	0	3	1
	HU	67	0	28	-3	2	2	2	2	1	-1	95	-3	4	4
	MT	70	4	22	-7	5	1	1	1	2	1	92	-3	6	2
	NL	72	-6	26	9	1	-1	0	-1	1	-1	98	3	1	-2
	AT	72	-7	22	5	4	2	0	0	2	0	94	-2	4	2
	PL	71	3	25	-3	2	1	1	0	1	-1	96	0	3	1
	PT	58	4	38	-2	2	-2	1	1	1	-1	96	2	3	-1
	RO	57	-3	38	8	4	-2	0	-2	1	-1	95	5	4	-4
	SI	72	1	23	-1	3	0	0	-1	2	1	95	0	3	-1
	SK	73	-1	20	-1	3	0	2	2	2	0	93	-2	5	2
	FI	63	-1	32	1	3	-1	0	0	2	1	95	0	3	-1
	SE	68	0	26	0	2	1	0	-1	4	0	94	0	2	0
	UK	71	-4	23	2	3	1	1	1	2	0	94	-2	4	2
	TR	45	-11	37	5	9	2	6	3	3	1	82	-6	15	5
	MK	79	-7	20	10	0	-2	1	1	0	-2	99	3	1	-1
	IS	74	1	21	1	2	0	0	0	3	-2	95	2	2	0
	ME	77	1	17	-4	6	4	0	0	0	-1	94	-3	6	4
	MD	47		45		4		0		4		92		4	

Q9A.4 En ce qui concerne vos principales vacances en 2014, dans quelle mesure avez-vous été satisfait(e) de...? Par "principales vacances", nous pensons aux vacances qui ont été les plus importantes pour vous en 2014.



































Le niveau général des prix

Q9A.4 Thinking about your main holiday in 2014, how satisfied were you with...? By 'main holiday' we mean the holiday that was the most important for you in 2014.

The general level of prices

Q9A.4 Bitte denken Sie jetzt an Ihren Haupturlaub 2014. Mit 'Haupturlaub' meinen wir den Urlaub, der für Sie im Jahr 2014 am wichtigsten war. Wie zufrieden waren Sie da mit ...?

Dem allgemeinen Preisniveau

	%	Très satisfait(e)		Plutôt satisfait(e)		Plutôt pas satisfait(e)		Pas du tout satisfait(e)		Ne sait pas		Total 'Satisfait(e)'		Total 'Pas satisfait(e)'	
		Very satisfied		Fairly satisfied		Not very satisfied		Not at all satisfied		Don't know		Total 'Satisfied'		Total 'Not satisfied'	
		Sehr zufrieden		Ziemlich zufrieden		Nicht sehr zufrieden		Überhaupt nicht zufrieden		Weiß nicht		Gesamt 'Zufrieden'		Gesamt 'Nicht zufrieden'	
		Flash EB 414	Diff. Flash EB 392	Flash EB 414	Diff. Flash EB 392	Flash EB 414	Diff. Flash EB 392	Flash EB 414	Diff. Flash EB 392	Flash EB 414	Diff. Flash EB 392	Flash EB 414	Diff. Flash EB 392	Flash EB 414	Diff. Flash EB 392
 EU 28		38	2	49	-2	8	0	1	0	4	0	87	0	9	0
 BE		42	-5	50	3	4	1	1	0	3	1	92	-2	5	1
 BG		34	8	49	-5	12	2	0	-4	5	-1	83	3	12	-2
 CZ		33	4	52	-4	10	1	1	0	4	-1	85	0	11	1
 DK		48	0	42	1	4	-2	0	0	6	1	90	1	4	-2
 DE		44	4	46	-4	6	0	0	-1	4	1	90	0	6	-1
 EE		47	16	38	-12	6	-1	0	-1	9	-2	85	4	6	-2
 IE		48	4	44	-4	5	-1	2	1	1	0	92	0	7	0
 EL		20	-4	57	15	15	-9	5	2	3	-4	77	11	20	-7
 ES		29	0	52	1	14	1	1	-1	4	-1	81	1	15	0
 FR		33	3	54	-3	9	3	1	-1	3	-2	87	0	10	2
 HR		34	1	46	10	13	-9	2	-4	5	2	80	11	15	-13
 IT		30	1	54	-1	10	-3	3	2	3	1	84	0	13	-1
 CY		33	-3	48	8	12	-5	1	0	6	0	81	5	13	-5
 LV		19	-10	63	14	15	3	0	-4	3	-3	82	4	15	-1
 LT		28	1	55	7	10	-3	2	2	5	-7	83	8	12	-1
 LU		35	-4	57	7	7	-1	1	0	0	-2	92	3	8	-1
 HU		39	3	49	-1	6	-2	1	-1	5	1	88	2	7	-3
 MT		44	7	44	-2	10	-4	0	-1	2	0	88	5	10	-5
 NL		50	3	44	2	4	-1	0	-1	2	-3	94	5	4	-2
 AT		44	0	48	1	6	-1	0	0	2	0	92	1	6	-1
 PL		22	0	60	-4	10	3	2	-1	6	2	82	-4	12	2
 PT		20	3	65	-1	9	-1	1	-1	5	0	85	2	10	-2
 RO		24	5	56	-8	15	2	1	0	4	1	80	-3	16	2
 SI		42	1	52	1	4	-3	0	0	2	1	94	2	4	-3
 SK		42	5	44	-8	8	2	1	0	5	1	86	-3	9	2
 FI		34	6	55	-9	6	1	1	0	4	2	89	-3	7	1
 SE		32	-5	57	3	6	3	0	0	5	-1	89	-2	6	3
 UK		55	6	37	-6	4	-2	1	1	3	1	92	0	5	-1
 TR		28	3	40	1	17	-4	6	-3	9	3	68	4	23	-7
 MK		42	7	38	-11	16	6	3	-1	1	-1	80	-4	19	5
 IS		32	5	46	0	12	-6	5	2	5	-1	78	5	17	-4
 ME		27	-1	50	6	17	-6	2	-2	4	3	77	5	19	-8
 MD		26		46		22		1		5		72		23	



































Q9A.5 En ce qui concerne vos principales vacances en 2014, dans quelle mesure avez-vous été satisfait(e) de...? Par "principales vacances", nous pensons aux vacances qui ont été les plus importantes pour vous en 2014. L'accueil des touristes (par ex. services pour les enfants, attention accordée aux clients, acceptation des animaux de compagnie, etc.)

Q9A.5 Thinking about your main holiday in 2014, how satisfied were you with...? By 'main holiday' we mean the holiday that was the most important for you in 2014.

How tourists are welcomed (e.g. services for children, customer care, "pets-welcomed" policy, etc.)

Q9A.5 Bitte denken Sie jetzt an Ihren Haupturlaub 2014. Mit 'Haupturlaub' meinen wir den Urlaub, der für Sie im Jahr 2014 am wichtigsten war. Wie zufrieden waren Sie da mit ...?

Die Art und Weise, wie mit Touristen umgegangen wird (z. B. Angebote für Kinder, Urlaubsbetreuung, Haustierfreundlichkeit etc.)

		Très satisfait(e)		Plutôt satisfait(e)		Plutôt pas satisfait(e)		Pas du tout satisfait(e)		Ne sait pas		Total 'Satisfait(e)'		Total 'Pas satisfait(e)'	
		Very satisfied		Fairly satisfied		Not very satisfied		Not at all satisfied		Don't know		Total 'Satisfied'		Total 'Not satisfied'	
		Sehr zufrieden		Ziemlich zufrieden		Nicht sehr zufrieden		Überhaupt nicht zufrieden		Weiß nicht		Gesamt 'Zufrieden'		Gesamt 'Nicht zufrieden'	
%		Flash EB 414	Diff. Flash EB 392	Flash EB 414	Diff. Flash EB 392	Flash EB 414	Diff. Flash EB 392	Flash EB 414	Diff. Flash EB 392	Flash EB 414	Diff. Flash EB 392	Flash EB 414	Diff. Flash EB 392	Flash EB 414	Diff. Flash EB 392
	EU 28	52	<i>1</i>	35	<i>0</i>	4	<i>0</i>	1	<i>0</i>	8	<i>-1</i>	87	<i>1</i>	5	<i>0</i>
	BE	51	<i>-6</i>	37	<i>2</i>	4	<i>2</i>	1	<i>0</i>	7	<i>2</i>	88	<i>-4</i>	5	<i>2</i>
	BG	40	<i>-11</i>	38	<i>2</i>	11	<i>8</i>	1	<i>0</i>	10	<i>1</i>	78	<i>-9</i>	12	<i>8</i>
	CZ	59	<i>4</i>	32	<i>2</i>	2	<i>-2</i>	1	<i>0</i>	6	<i>-4</i>	91	<i>6</i>	3	<i>-2</i>
	DK	62	<i>-4</i>	28	<i>5</i>	2	<i>0</i>	1	<i>0</i>	7	<i>-1</i>	90	<i>1</i>	3	<i>0</i>
	DE	60	<i>3</i>	30	<i>-2</i>	2	<i>0</i>	0	<i>-1</i>	8	<i>0</i>	90	<i>1</i>	2	<i>-1</i>
	EE	51	<i>3</i>	24	<i>-10</i>	3	<i>0</i>	1	<i>1</i>	21	<i>6</i>	75	<i>-7</i>	4	<i>1</i>
	IE	57	<i>-4</i>	35	<i>3</i>	3	<i>1</i>	0	<i>0</i>	5	<i>0</i>	92	<i>-1</i>	3	<i>1</i>
	EL	28	<i>-6</i>	46	<i>7</i>	7	<i>-2</i>	3	<i>1</i>	16	<i>0</i>	74	<i>1</i>	10	<i>-1</i>
	ES	35	<i>-2</i>	46	<i>8</i>	8	<i>1</i>	2	<i>-1</i>	9	<i>-6</i>	81	<i>6</i>	10	<i>0</i>
	FR	42	<i>0</i>	45	<i>0</i>	4	<i>1</i>	1	<i>0</i>	8	<i>-1</i>	87	<i>0</i>	5	<i>1</i>
	HR	44	<i>-6</i>	32	<i>7</i>	12	<i>2</i>	1	<i>0</i>	11	<i>-3</i>	76	<i>1</i>	13	<i>2</i>
	IT	49	<i>8</i>	38	<i>-4</i>	6	<i>-1</i>	2	<i>1</i>	5	<i>-4</i>	87	<i>4</i>	8	<i>0</i>
	CY	39	<i>-13</i>	41	<i>8</i>	8	<i>4</i>	1	<i>0</i>	11	<i>1</i>	80	<i>-5</i>	9	<i>4</i>
	LV	49	<i>-4</i>	41	<i>4</i>	7	<i>5</i>	1	<i>1</i>	2	<i>-6</i>	90	<i>0</i>	8	<i>6</i>
	LT	50	<i>2</i>	35	<i>-3</i>	5	<i>3</i>	0	<i>0</i>	10	<i>-2</i>	85	<i>-1</i>	5	<i>3</i>
	LU	46	<i>-6</i>	39	<i>1</i>	4	<i>3</i>	2	<i>1</i>	9	<i>1</i>	85	<i>-5</i>	6	<i>4</i>
	HU	61	<i>4</i>	27	<i>-1</i>	4	<i>-1</i>	0	<i>-1</i>	8	<i>-1</i>	88	<i>3</i>	4	<i>-2</i>
	MT	66	<i>-3</i>	26	<i>6</i>	3	<i>-4</i>	1	<i>-2</i>	4	<i>3</i>	92	<i>3</i>	4	<i>-6</i>
	NL	55	<i>4</i>	33	<i>0</i>	3	<i>-1</i>	1	<i>-1</i>	8	<i>-2</i>	88	<i>4</i>	4	<i>-2</i>
	AT	67	<i>-2</i>	24	<i>2</i>	2	<i>0</i>	1	<i>0</i>	6	<i>0</i>	91	<i>0</i>	3	<i>0</i>
	PL	45	<i>-1</i>	43	<i>0</i>	3	<i>1</i>	0	<i>-1</i>	9	<i>1</i>	88	<i>-1</i>	3	<i>0</i>
	PT	37	<i>1</i>	54	<i>2</i>	3	<i>-1</i>	0	<i>0</i>	6	<i>-2</i>	91	<i>3</i>	3	<i>-1</i>
	RO	32	<i>-9</i>	50	<i>8</i>	11	<i>3</i>	1	<i>-1</i>	6	<i>-1</i>	82	<i>-1</i>	12	<i>2</i>
	SI	61	<i>-6</i>	31	<i>6</i>	2	<i>-2</i>	1	<i>0</i>	5	<i>2</i>	92	<i>0</i>	3	<i>-2</i>
	SK	59	<i>-3</i>	31	<i>2</i>	6	<i>4</i>	1	<i>0</i>	3	<i>-3</i>	90	<i>-1</i>	7	<i>4</i>
	FI	47	<i>1</i>	42	<i>-1</i>	3	<i>0</i>	0	<i>0</i>	8	<i>0</i>	89	<i>0</i>	3	<i>0</i>
	SE	59	<i>1</i>	31	<i>1</i>	2	<i>1</i>	0	<i>0</i>	8	<i>-3</i>	90	<i>2</i>	2	<i>1</i>
	UK	63	<i>3</i>	26	<i>-2</i>	1	<i>-1</i>	1	<i>0</i>	9	<i>0</i>	89	<i>1</i>	2	<i>-1</i>
	TR	22	<i>-10</i>	40	<i>5</i>	15	<i>-2</i>	6	<i>1</i>	17	<i>6</i>	62	<i>-5</i>	21	<i>-1</i>
	MK	73	<i>6</i>	23	<i>-2</i>	2	<i>-2</i>	1	<i>1</i>	1	<i>-3</i>	96	<i>4</i>	3	<i>-1</i>
	IS	57	<i>1</i>	31	<i>0</i>	2	<i>1</i>	0	<i>-1</i>	10	<i>-1</i>	88	<i>1</i>	2	<i>0</i>
	ME	59	<i>5</i>	29	<i>1</i>	5	<i>-1</i>	1	<i>-1</i>	6	<i>-4</i>	88	<i>6</i>	6	<i>-2</i>
	MD	40		46		5		1		8		86		6	



































Q9A.6 En ce qui concerne vos principales vacances en 2014, dans quelle mesure avez-vous été satisfait(e) de...? Par "principales vacances", nous pensons aux vacances qui ont été les plus importantes pour vous en 2014. La qualité des activités/services disponibles (transport, restaurants, loisirs, etc.)

Q9A.6 Thinking about your main holiday in 2014, how satisfied were you with...? By 'main holiday' we mean the holiday that was the most important for you in 2014.

The quality of activities/services available (transport, restaurants, leisure activities, etc)

Q9A.6 Bitte denken Sie jetzt an Ihren Haupturlaub 2014. Mit 'Haupturlaub' meinen wir den Urlaub, der für Sie im Jahr 2014 am wichtigsten war. Wie zufrieden waren Sie da mit ...?

Der Qualität der angebotenen Aktivitäten/Dienstleistungen (Transport, Restaurants, Freizeitaktivitäten usw.)

		Très satisfait(e)		Plutôt satisfait(e)		Plutôt pas satisfait(e)		Pas du tout satisfait(e)		Ne sait pas		Total 'Satisfait(e)'		Total 'Pas satisfait(e)'	
		Very satisfied		Fairly satisfied		Not very satisfied		Not at all satisfied		Don't know		Total 'Satisfied'		Total 'Not satisfied'	
		Sehr zufrieden		Ziemlich zufrieden		Nicht sehr zufrieden		Überhaupt nicht zufrieden		Weiß nicht		Gesamt 'Zufrieden'		Gesamt 'Nicht zufrieden'	
	%	Flash EB 414	Diff. Flash EB 392	Flash EB 414	Diff. Flash EB 392	Flash EB 414	Diff. Flash EB 392	Flash EB 414	Diff. Flash EB 392	Flash EB 414	Diff. Flash EB 392	Flash EB 414	Diff. Flash EB 392	Flash EB 414	Diff. Flash EB 392
 EU 28		48	1	41	0	5	0	1	0	5	-1	89	1	6	0
 BE		48	-3	44	2	3	0	1	0	4	1	92	-1	4	0
 BG		41	1	43	2	9	0	1	1	6	-4	84	3	10	1
 CZ		54	2	37	0	5	-1	0	-1	4	0	91	2	5	-2
 DK		55	0	32	2	5	-1	0	-1	8	0	87	2	5	-2
 DE		48	2	39	0	4	-1	0	0	9	-1	87	2	4	-1
 EE		50	5	30	-9	2	0	1	1	17	3	80	-4	3	1
 IE		71	5	23	-5	4	1	1	0	1	-1	94	0	5	1
 EL		28	-2	50	6	10	-2	3	1	9	-3	78	4	13	-1
 ES		39	1	47	3	7	-1	2	0	5	-3	86	4	9	-1
 FR		38	-4	53	4	4	0	1	0	4	0	91	0	5	0
 HR		42	-5	40	11	10	-3	2	0	6	-3	82	6	12	-3
 IT		44	7	45	-3	7	-1	1	-1	3	-2	89	4	8	-2
 CY		31	-26	52	17	6	3	2	2	9	4	83	-9	8	5
 LV		34	-5	52	0	11	7	0	0	3	-2	86	-5	11	7
 LT		42	6	45	-3	4	0	0	0	9	-3	87	3	4	0
 LU		50	0	45	3	2	-1	1	0	2	-2	95	3	3	-1
 HU		52	8	38	-6	2	-3	1	1	7	0	90	2	3	-2
 MT		70	-2	22	0	4	1	1	0	3	1	92	-2	5	1
 NL		51	3	37	0	3	-1	1	-1	8	-1	88	3	4	-2
 AT		58	1	32	-2	4	1	1	1	5	-1	90	-1	5	2
 PL		42	3	47	-1	4	-1	1	0	6	-1	89	2	5	-1
 PT		29	2	62	-2	4	0	1	1	4	-1	91	0	5	1
 RO		30	-8	52	1	9	3	3	3	6	1	82	-7	12	6
 SI		60	6	29	-8	5	0	1	1	5	1	89	-2	6	1
 SK		58	-4	35	6	4	-2	0	0	3	0	93	2	4	-2
 FI		43	0	48	1	3	-2	0	0	6	1	91	1	3	-2
 SE		56	4	35	-2	2	-1	0	-1	7	0	91	2	2	-2
 UK		66	3	26	-3	4	1	0	-1	4	0	92	0	4	0
 TR		27	-10	37	2	16	5	7	1	13	2	64	-8	23	6
 MK		69	7	27	-2	2	-1	0	-1	2	-3	96	5	2	-2
 IS		54	3	38	-3	4	3	1	0	3	-3	92	0	5	3
 ME		58	-7	29	7	10	3	0	0	3	-3	87	0	10	3
 MD		34		51		9		1		5		85		10	



































Q9A.7 En ce qui concerne vos principales vacances en 2014, dans quelle mesure avez-vous été satisfait(e) de...? Par "principales vacances", nous pensons aux vacances qui ont été les plus importantes pour vous en 2014. L'accessibilité pour les personnes ayant des besoins particuliers (par ex. les personnes handicapées, les personnes âgées, les enfants avec poussette)

Q9A.7 Thinking about your main holiday in 2014, how satisfied were you with...? By 'main holiday' we mean the holiday that was the most important for you in 2014.

Accessible facilities for people with special needs (e.g. disabled, elderly, children with prams)

Q9A.7 Bitte denken Sie jetzt an Ihren Haupturlaub 2014. Mit 'Haupturlaub' meinen wir den Urlaub, der für Sie im Jahr 2014 am wichtigsten war. Wie zufrieden waren Sie da mit ...?



































Den zur Verfügung stehenden Einrichtungen für Personen mit besonderen Bedürfnissen (z.B. Personen mit Handicap, ältere Personen, Kinder mit Kinderwagen)

		Très satisfait(e)		Plutôt satisfait(e)		Plutôt pas satisfait(e)		Pas du tout satisfait(e)		Ne sait pas		Total 'Satisfait(e)'		Total 'Pas satisfait(e)'	
		Very satisfied		Fairly satisfied		Not very satisfied		Not at all satisfied		Don't know		Total 'Satisfied'		Total 'Not satisfied'	
		Sehr zufrieden		Ziemlich zufrieden		Nicht sehr zufrieden		Überhaupt nicht zufrieden		Weiß nicht		Gesamt 'Zufrieden'		Gesamt 'Nicht zufrieden'	
%		Flash EB 414	Diff. Flash EB 392	Flash EB 414	Diff. Flash EB 392	Flash EB 414	Diff. Flash EB 392	Flash EB 414	Diff. Flash EB 392	Flash EB 414	Diff. Flash EB 392	Flash EB 414	Diff. Flash EB 392	Flash EB 414	Diff. Flash EB 392
	EU 28	21	0	28	2	8	1	3	-1	40	-2	49	2	11	0
	BE	24	-4	36	1	10	3	3	1	27	-1	60	-3	13	4
	BG	13	-4	22	2	10	-5	6	0	49	7	35	-2	16	-5
	CZ	26	0	22	2	9	3	1	0	42	-5	48	2	10	3
	DK	19	2	21	4	6	-4	5	2	49	-4	40	6	11	-2
	DE	23	2	20	-2	4	-1	1	-1	52	2	43	0	5	-2
	EE	20	9	9	4	3	3	1	0	67	-16	29	13	4	3
	IE	30	3	26	5	7	-1	2	-2	35	-5	56	8	9	-3
	EL	12	-2	25	-3	16	1	11	0	36	4	37	-5	27	1
	ES	17	-6	33	3	11	0	6	0	33	3	50	-3	17	0
	FR	20	-1	38	1	9	3	4	2	29	-5	58	0	13	5
	HR	14	-3	20	-1	16	2	6	0	44	2	34	-4	22	2
	IT	21	2	30	-1	11	1	4	-1	34	-1	51	1	15	0
	CY	19	-12	31	9	11	4	6	-1	33	0	50	-3	17	3
	LV	14	-9	29	6	10	4	3	-2	44	1	43	-3	13	2
	LT	28	2	24	0	6	-3	3	2	39	-1	52	2	9	-1
	LU	23	-1	34	4	10	1	3	1	30	-5	57	3	13	2
	HU	26	4	20	-2	5	-2	0	-3	49	3	46	2	5	-5
	MT	26	-13	23	-4	6	2	3	3	42	12	49	-17	9	5
	NL	18	0	26	7	7	-1	3	-2	46	-4	44	7	10	-3
	AT	24	3	18	3	6	0	3	1	49	-7	42	6	9	1
	PL	16	-2	31	2	7	-1	2	0	44	1	47	0	9	-1
	PT	16	-1	40	-10	15	4	4	1	25	6	56	-11	19	5
	RO	16	-2	28	12	11	4	5	1	40	-15	44	10	16	5
	SI	45	6	20	-2	4	-2	3	1	28	-3	65	4	7	-1
	SK	26	-3	18	-9	5	1	2	0	49	11	44	-12	7	1
	FI	20	-2	34	-2	6	-2	1	0	39	6	54	-4	7	-2
	SE	12	3	17	0	6	1	2	0	63	-4	29	3	8	1
	UK	29	2	26	5	7	3	2	-2	36	-8	55	7	9	1
	TR	22	-3	28	-1	14	0	15	7	21	-3	50	-4	29	7
	MK	42	5	22	-1	6	2	3	-1	27	-5	64	4	9	1
	IS	19	7	18	-2	6	-4	2	-1	55	0	37	5	8	-5
	ME	26	5	10	-5	13	-1	8	2	43	-1	36	0	21	1
	MD	20		24		4		3		49		44		7	

Q9B Est-ce que vous ou une personne de votre groupe avez rencontré l'un des problèmes de sécurité suivants lors de votre séjour dans un hébergement payant au cours de vos vacances principales en 2014 ? (PLUSIEURS REPONSES POSSIBLES)

Q9B Did you or any of your party experience any of the following safety issues while using paid accommodation during your main holiday in 2014? (MULTIPLE ANSWERS POSSIBLE)



































Q9B Haben Sie oder hat jemand anderes aus Ihrer Reisegruppe während Ihres Haupturlaubs 2014 in einer bezahlten Unterkunft eines der folgenden Sicherheitsprobleme erlebt? (MEHRFACHNENNUNGEN MÖGLICH)

		Glissement / chute dans l'hébergement (avec des conséquences graves) Slip/Trip/Fall within the accommodation (with serious consequences) Ausrutschen/Stolpern/Stürzen in der Unterkunft (mit ernststen Folgen)	Intoxication alimentaire ou maladie liée à la nourriture Food poisoning or food-related sickness Lebensmittelvergiftung oder lebensmittelbezogene Erkrankung	Incident lié à la piscine (noyade ou quasi-noyade) Swimming pool incident (drowning/near drowning) Unfall/Zwischenfall im Swimmingpool/Schwimmbad (Ertrinken/ beinahe Ertrinken)	Situation d'urgence due à un incendie Fire-related emergency situation Feuer/Brand	Chute ou quasi-chute depuis un balcon Balcony fall or near fall Sturz oder Beinahe-Sturz vom Balkon
%		Flash EB 414	Flash EB 414	Flash EB 414	Flash EB 414	Flash EB 414
 EU 28		1	2	1	0	0
 BE		2	2	1	1	0
 BG		1	3	0	0	0
 CZ		1	3	1	0	0
 DK		2	5	1	1	0
 DE		1	1	0	0	0
 EE		2	3	0	0	0
 IE		1	2	1	0	0
 EL		1	2	0	0	0
 ES		1	0	0	0	0
 FR		1	2	1	0	0
 HR		0	1	0	0	0
 IT		1	1	0	0	0
 CY		2	0	0	0	0
 LV		8	5	1	1	0
 LT		1	3	0	1	0
 LU		0	3	1	1	2
 HU		3	5	1	1	0
 MT		3	0	0	0	0
 NL		3	3	1	1	0
 AT		2	2	1	0	0
 PL		3	3	1	1	0
 PT		1	1	0	0	0
 RO		2	1	1	0	0
 SI		0	1	0	1	0
 SK		1	3	1	0	0
 FI		2	4	0	0	0
 SE		2	2	0	1	1
 UK		1	3	1	1	0
 TR		5	2	4	0	0
 MK		0	1	0	0	0
 IS		1	1	0	1	0
 ME		0	2	0	0	0
 MD		0	3	2	3	0

Q9B Est-ce que vous ou une personne de votre groupe avez rencontré l'un des problèmes de sécurité suivants lors de votre séjour dans un hébergement payant au cours de vos vacances principales en 2014 ? (PLUSIEURS REPONSES POSSIBLES)

Q9B Did you or any of your party experience any of the following safety issues while using paid accommodation during your main holiday in 2014? (MULTIPLE ANSWERS POSSIBLE)



































Q9B Haben Sie oder hat jemand anderes aus Ihrer Reisegruppe während Ihres Haupturlaubs 2014 in einer bezahlten Unterkunft eines der folgenden Sicherheitsprobleme erlebt? (MEHRFACHNENNUNGEN MÖGLICH)

		Incident lié à des portes vitrées ou des fenêtres	Autre problème de sécurité (NE PAS LIRE)	Aucun (NE PAS LIRE)	Ne sait pas	Au moins un problème
		Incident involving glass doors or windows	Any other safety incident (DO NOT READ OUT)	None (DO NOT READ OUT)	Don't know	At least one issue
		Zwischenfall mit Glastüren oder Fenstern	Einen anderen Sicherheitszwischenfall (NICHT VORLESEN)	Keines (NICHT VORLESEN)	Weiß nicht	Mindestens ein Problem
%		Flash EB 414	Flash EB 414	Flash EB 414	Flash EB 414	Flash EB 414
	EU 28	0	2	93	1	6
	BE	1	6	87	2	11
	BG	0	1	93	3	4
	CZ	1	1	93	1	6
	DK	1	2	88	1	11
	DE	0	2	93	2	4
	EE	2	2	85	5	9
	IE	2	1	93	0	6
	EL	1	4	93	0	7
	ES	0	1	97	0	3
	FR	0	5	91	0	9
	HR	0	0	98	1	1
	IT	0	0	98	0	2
	CY	1	0	94	4	3
	LV	1	1	82	1	16
	LT	0	0	88	7	5
	LU	1	6	87	1	12
	HU	0	1	90	0	9
	MT	0	2	94	1	5
	NL	0	3	90	1	8
	AT	0	2	92	2	6
	PL	0	0	93	0	7
	PT	0	6	91	1	8
	RO	0	1	94	2	5
	SI	0	1	95	3	3
	SK	1	2	89	3	7
	FI	1	2	91	1	9
	SE	1	3	89	2	9
	UK	1	1	91	2	7
	TR	1	1	87	0	13
	MK	0	0	97	2	1
	IS	5	0	87	4	9
	ME	0	2	93	4	3
	MD	0	1	90	2	9

Q9C Avez-vous déposé une plainte formelle concernant l'un des services fournis au cours de vos vacances en 2014 ?

Q9C Did you register a formal complaint about any service provided during your holiday in 2014?


































Q9C Haben Sie während Ihres Urlaubs 2014 eine formelle Beschwerde bezüglich einer erbrachten Dienstleistung eingereicht?

		Oui		Non		Ne sait pas	
		Yes		No		Don't know	
		Ja		Nein		Weiß nicht	
%		Flash EB 414	Diff. Flash EB 392	Flash EB 414	Diff. Flash EB 392	Flash EB 414	Diff. Flash EB 392
 EU 28		4	<i>0</i>	95	<i>5</i>	1	<i>-5</i>
 BE		2	<i>-1</i>	98	<i>5</i>	0	<i>-4</i>
 BG		2	<i>1</i>	95	<i>17</i>	3	<i>-18</i>
 CZ		3	<i>0</i>	96	<i>5</i>	1	<i>-5</i>
 DK		6	<i>-1</i>	94	<i>5</i>	0	<i>-4</i>
 DE		5	<i>1</i>	95	<i>3</i>	0	<i>-4</i>
 EE		1	<i>0</i>	98	<i>6</i>	1	<i>-6</i>
 IE		6	<i>0</i>	93	<i>2</i>	1	<i>-2</i>
 EL		1	<i>0</i>	99	<i>7</i>	0	<i>-7</i>
 ES		5	<i>0</i>	95	<i>6</i>	0	<i>-6</i>
 FR		2	<i>1</i>	97	<i>6</i>	1	<i>-7</i>
 HR		2	<i>0</i>	96	<i>7</i>	2	<i>-7</i>
 IT		4	<i>1</i>	95	<i>8</i>	1	<i>-9</i>
 CY		5	<i>4</i>	93	<i>2</i>	2	<i>-6</i>
 LV		2	<i>1</i>	98	<i>7</i>	0	<i>-8</i>
 LT		1	<i>0</i>	98	<i>11</i>	1	<i>-11</i>
 LU		5	<i>0</i>	95	<i>3</i>	0	<i>-3</i>
 HU		0	<i>-1</i>	98	<i>5</i>	2	<i>-4</i>
 MT		6	<i>-1</i>	94	<i>2</i>	0	<i>-1</i>
 NL		6	<i>0</i>	93	<i>1</i>	1	<i>-1</i>
 AT		5	<i>1</i>	94	<i>1</i>	1	<i>-2</i>
 PL		1	<i>-1</i>	99	<i>7</i>	0	<i>-6</i>
 PT		2	<i>0</i>	95	<i>5</i>	3	<i>-5</i>
 RO		0	<i>-2</i>	98	<i>10</i>	2	<i>-8</i>
 SI		0	<i>-2</i>	97	<i>5</i>	3	<i>-3</i>
 SK		3	<i>1</i>	95	<i>11</i>	2	<i>-12</i>
 FI		4	<i>2</i>	95	<i>-1</i>	1	<i>-1</i>
 SE		10	<i>-2</i>	89	<i>6</i>	1	<i>-4</i>
 UK		5	<i>0</i>	94	<i>4</i>	1	<i>-4</i>
 TR		1	<i>-1</i>	99	<i>12</i>	0	<i>-11</i>
 MK		0	<i>0</i>	89	<i>-5</i>	11	<i>5</i>
 IS		8	<i>4</i>	91	<i>-3</i>	1	<i>-1</i>
 ME		1	<i>0</i>	99	<i>3</i>	0	<i>-3</i>
 MD		0		99		1	

Q9D Pour quel(s) service(s) avez-vous déposé une plainte formelle ? (PLUSIEURS REPONSES POSSIBLES)

Q9D For which of the following services did you register a formal complaint? (MULTIPLE ANSWERS POSSIBLE)



































Q9D Bezüglich welcher der folgenden Dienstleistungen haben Sie eine formelle Beschwerde eingereicht? (MEHRFACHNENNUNGEN MÖGLICH)

	%	Hébergement		Transport		Restaurants		Activités de loisir		Autre (NE PAS LIRE)		Aucun (NE PAS LIRE)		Ne sait pas	
		Accommodation		Transport		Restaurants		Leisure activities		Other (DO NOT READ OUT)		None (DO NOT READ OUT)		Don't know	
		Unterkunft		Transport		Restaurants		Freizeitaktivitäten		Andere (NICHT VORLESEN)		Keine (NICHT VORLESEN)		Weiß nicht	
		Flash EB 414	Diff. Flash EB 392	Flash EB 414	Diff. Flash EB 392	Flash EB 414	Diff. Flash EB 392	Flash EB 414	Diff. Flash EB 392	Flash EB 414	Diff. Flash EB 392	Flash EB 414	Diff. Flash EB 392	Flash EB 414	Diff. Flash EB 392
 EU 28		47	6	25	3	15	-2	7	-1	18	-1	0	-2	0	0
 BE		52	9	27	9	18	6	6	-12	11	-13	0	-2	0	0
 BG		40	30	21	7	33	-2	3	-37	9	-2	0	0	0	0
 CZ		51	-15	14	3	0	-13	5	-3	35	15	0	-6	0	0
 DK		59	26	23	4	1	-9	4	-1	19	-14	0	0	1	1
 DE		48	14	33	11	6	-15	5	-1	15	-2	2	-1	0	0
 EE		0	-71	51	51	0	0	0	0	49	20	0	0	0	0
 IE		36	-18	43	26	6	-19	3	2	15	4	1	1	0	0
 EL		87	53	0	-48	40	40	0	0	0	0	0	0	0	-18
 ES		48	0	21	-3	8	-3	5	-4	25	7	0	0	0	0
 FR		47	36	14	-4	12	-25	4	-3	25	-2	0	-7	0	0
 HR		12	-11	32	4	0	-8	0	-15	56	56	0	-26	0	0
 IT		38	2	31	7	33	23	10	0	21	1	0	-3	0	0
 CY		41	24	29	29	6	6	11	11	24	-59	0	0	0	0
 LV		18	-2	5	-53	15	15	14	14	48	26	0	0	0	0
 LT		0	0	100	77	0	-77	0	0	0	0	0	0	0	0
 LU		55	24	35	-9	6	-6	16	5	0	-15	0	0	0	0
 HU		37	-1	0	-30	0	-15	0	-7	63	53	0	0	0	0
 MT		40	13	21	-5	18	11	0	-9	28	-7	0	0	0	0
 NL		46	-11	20	4	12	-2	3	-5	23	3	1	1	0	0
 AT		50	-6	16	0	21	6	5	-15	12	-12	0	0	0	0
 PL		51	30	55	14	6	-11	0	0	0	-21	0	0	0	0
 PT		17	-45	20	1	22	12	15	6	26	16	0	0	0	0
 RO		0	-50	100	52	0	-16	0	0	0	0	0	-6	0	0
 SI		0	-53	0	0	0	-25	0	-10	0	-12	100	100	0	0
 SK		52	24	3	-4	32	10	0	-16	13	-11	0	-11	0	0
 FI		48	15	19	-22	16	2	8	8	14	-8	0	0	0	0
 SE		51	9	16	2	13	-4	5	1	21	-4	0	-1	1	1
 UK		53	8	20	-2	23	7	14	1	10	-6	0	0	0	-2
 TR		15	-10	29	-5	0	-29	0	0	56	47	0	-17	0	0
 MK		0	-100	100	100	0	0	0	0	0	-100	0	0	0	0
 IS		55	6	11	0	9	9	0	-16	25	4	0	0	0	-3
 ME		47	47	36	36	0	0	0	0	0	-100	17	17	0	0

Q10 Parmi les sources d'information suivantes, lesquelles sont les plus importantes à vos yeux lorsque vous prenez une décision concernant vos projets de vacances? (MAX. 3 RÉPONSES)

Q10 Of the following information sources, which do you consider to be the most important when you make a decision about your travel plans? (MAX. 3 ANSWERS)



































Q10 Welche der folgenden Informationsquellen halten Sie für am wichtigsten, wenn Sie eine Entscheidung über Ihre Reisepläne treffen? (MAX. 3 NENNUNGEN)

	%	Votre expérience personnelle		Les recommandations d'amis, de collègues ou de membres de votre famille		Les guides et les magazines payants		Les catalogues et les prospectus gratuits		Les sites Internet	
		Personal experience		Recommendations of friends, colleagues or relatives		Paid for guidebooks and magazines		Free catalogues, brochures		Internet websites	
		Persönliche Erfahrung		Empfehlungen von Freunden, Kollegen oder Verwandten		Käuflich erworbene Reiseführer und Zeitschriften		Kostenlose Kataloge, Broschüren		Webseiten im Internet	
		Flash EB 414	Diff. Flash EB 392	Flash EB 414	Diff. Flash EB 392	Flash EB 414	Diff. Flash EB 392	Flash EB 414	Diff. Flash EB 392	Flash EB 414	Diff. Flash EB 392
 EU 28		32	-1	55	-1	7	0	10	-1	46	0
 BE		41	8	62	5	10	3	20	3	56	9
 BG		25	-2	56	1	2	1	4	-1	40	3
 CZ		41	-4	63	-3	6	1	15	0	57	1
 DK		30	-2	56	1	9	0	11	0	56	0
 DE		33	-1	51	-2	11	0	13	1	47	1
 EE		25	0	58	4	1	0	5	1	55	0
 IE		28	-6	57	-10	6	-3	8	-2	48	-6
 EL		28	-5	50	-9	2	-2	6	-1	44	0
 ES		23	-6	60	-4	5	0	6	0	43	1
 FR		36	0	62	7	10	1	14	2	49	8
 HR		33	-4	62	4	3	-1	8	1	32	1
 IT		25	-5	41	-6	3	-2	6	-4	45	-5
 CY		27	4	37	3	2	-3	6	1	50	-1
 LV		29	3	69	-3	3	0	12	2	47	-6
 LT		24	-2	54	0	0	-1	4	-2	39	-1
 LU		36	3	55	-1	8	0	18	-3	58	1
 HU		32	-2	60	1	4	-1	11	1	43	3
 MT		23	2	37	-3	3	-3	11	-3	44	3
 NL		32	-2	49	-6	5	-1	12	-2	63	2
 AT		38	0	61	-2	12	1	20	1	48	-5
 PL		34	2	59	-1	4	0	7	-1	42	-2
 PT		24	-2	53	0	6	-1	6	-1	35	1
 RO		26	-1	47	-1	4	-1	6	2	20	-3
 SI		33	2	45	-1	3	-1	11	-4	26	1
 SK		34	0	47	-3	3	0	8	1	38	-8
 FI		35	4	56	1	7	0	15	2	65	-1
 SE		33	5	61	-1	9	-1	11	2	58	-1
 UK		37	0	61	-1	8	1	14	-1	50	1
 TR		18	-2	55	1	3	-1	9	0	38	11
 MK		52	6	36	-9	0	-2	2	-3	18	-9
 IS		34	2	50	-10	4	0	7	-1	55	0
 ME		35	-6	54	1	2	1	4	0	33	16
 MD		31		49		2		3		19	

Q10 Parmi les sources d'information suivantes, lesquelles sont les plus importantes à vos yeux lorsque vous prenez une décision concernant vos projets de vacances? (MAX. 3 RÉPONSES)

Q10 Of the following information sources, which do you consider to be the most important when you make a decision about your travel plans? (MAX. 3 ANSWERS)



































Q10 Welche der folgenden Informationsquellen halten Sie für am wichtigsten, wenn Sie eine Entscheidung über Ihre Reisepläne treffen? (MAX. 3 NENNUNGEN)

		Les sites de médias sociaux		Les agences de voyage / les offices de tourisme		Les journaux, la radio et la télévision		Autre (NE PAS LIRE)		Ne sait pas	
		Social media sites		Travel agencies/ Tourism offices		Newspaper, radio, TV		Other (DO NOT READ OUT)		Don't know	
		Soziale Medien/Soziale Netzwerke im Internet		Reisebüros/ Fremdenverkehrsämter		Zeitung, Radio, Fernsehen		Andere (NICHT VORLESEN)		Weiß nicht	
%		Flash EB 414	Diff. Flash EB 392	Flash EB 414	Diff. Flash EB 392	Flash EB 414	Diff. Flash EB 392	Flash EB 414	Diff. Flash EB 392	Flash EB 414	Diff. Flash EB 392
 EU 28		8	1	18	-1	7	-1	2	0	4	0
 BE		8	0	23	-3	12	2	2	0	4	1
 BG		6	1	7	0	8	-1	3	1	6	1
 CZ		6	1	13	1	8	0	1	0	1	-1
 DK		10	1	10	0	12	3	2	-1	4	1
 DE		7	0	23	-2	8	1	2	0	3	0
 EE		8	4	13	-2	9	2	2	-3	8	-4
 IE		10	-2	12	-1	10	0	1	0	2	1
 EL		11	2	12	-2	7	-1	3	1	3	-1
 ES		10	1	25	-4	5	-1	2	0	3	0
 FR		4	0	22	1	11	0	2	-1	3	-3
 HR		6	3	12	0	8	1	3	-1	4	0
 IT		5	0	22	-2	4	-2	2	0	3	-1
 CY		6	1	13	-3	4	1	3	1	2	-1
 LV		9	-1	13	4	10	-2	3	1	3	-1
 LT		5	0	9	-3	7	-3	5	1	9	2
 LU		5	1	33	9	8	-1	1	0	1	-1
 HU		6	-1	8	-1	7	-1	3	0	5	0
 MT		13	3	13	-8	7	-3	1	0	5	2
 NL		11	0	15	0	6	1	2	-1	3	0
 AT		11	1	27	0	11	3	1	-1	2	0
 PL		7	1	9	0	7	0	1	-1	5	0
 PT		9	0	18	-1	6	-2	5	3	8	-2
 RO		8	0	15	0	8	-1	2	-1	8	1
 SI		12	1	14	-6	6	-1	3	-1	3	1
 SK		4	0	9	1	7	0	2	1	5	2
 FI		11	0	8	-1	14	1	1	-1	2	-1
 SE		15	1	9	-3	10	0	1	-1	4	1
 UK		12	3	16	-1	7	0	2	0	3	0
 TR		11	0	10	-3	10	-1	1	-1	7	0
 MK		10	0	20	6	6	-4	2	-1	11	7
 IS		13	4	10	2	6	0	2	0	4	1
 ME		8	4	15	4	7	4	3	1	4	-1
 MD		4		10		8		3		5	

Q11 En 2015, quels types de vacances avez-vous l'intention de prendre ? (PLUSIEURS REPONSES POSSIBLES)

Q11 In 2015, which of the following types of holidays do you plan to take? (MULTIPLE ANSWERS POSSIBLE)



































Q11 Welche Arten von Urlaub planen Sie für 2015? (MEHRFACHNENNUNGEN MÖGLICH)

		Vacances de plus de 13 nuits consécutives		Vacances de 4 à 13 nuits consécutives		Séjour de courte durée (max. 3 nuits consécutives)		Vous n'avez pas encore décidé (NE PAS LIRE)		Vous ne partirez pas en vacances (NE PAS LIRE)		Ne sait pas	
		Holidays with more than 13 consecutive nights away		Holidays between 4 and 13 consecutive nights away		Short-stay trip (up to 3 consecutive nights away)		No decisions yet (DO NOT READ OUT)		No trip at all (DO NOT READ OUT)		Don't know	
		Urlaub mit mehr als 13 aufeinanderfolgenden Übernachtungen weg von zu Hause		Urlaub mit 4 bis 13 aufeinanderfolgenden Übernachtungen weg von zu Hause		Kurzurlaub (bis zu 3 Übernachtungen weg von zu Hause)		Noch keine Entscheidung getroffen (NICHT VORLESEN)		Überhaupt kein Urlaub geplant (NICHT VORLESEN)		Weiß nicht	
%		Flash EB 414	Diff. Flash EB 392	Flash EB 414	Diff. Flash EB 392	Flash EB 414	Diff. Flash EB 392	Flash EB 414	Diff. Flash EB 392	Flash EB 414	Diff. Flash EB 392	Flash EB 414	Diff. Flash EB 392
 EU 28		20	0	43	1	32	0	11	-1	15	1	2	0
 BE		27	4	55	6	47	11	7	-5	14	-1	2	1
 BG		5	0	38	3	26	-5	15	0	18	1	2	1
 CZ		13	0	56	3	28	-2	5	-3	14	0	3	0
 DK		21	2	51	0	28	7	14	-4	11	0	0	-1
 DE		25	0	44	-6	26	-5	9	2	18	3	2	0
 EE		5	-5	29	1	18	1	25	3	26	1	1	-2
 IE		23	-1	54	-5	40	-5	5	-2	5	-1	0	0
 EL		11	0	31	1	34	7	10	-5	17	-3	2	1
 ES		14	1	37	2	32	2	9	-2	17	0	4	0
 FR		26	3	45	12	27	4	13	-5	13	-4	1	-2
 HR		14	0	41	6	29	6	8	-2	16	-4	2	0
 IT		17	1	34	-1	21	-7	17	-2	15	1	2	1
 CY		8	1	34	0	21	11	27	-4	13	-7	1	0
 LV		11	1	33	0	33	-4	15	4	16	-2	1	-1
 LT		8	-2	32	0	26	-1	16	1	17	0	4	1
 LU		35	3	61	8	45	17	9	-3	7	-1	2	1
 HU		6	1	28	2	37	0	11	-5	25	3	1	0
 MT		7	1	33	-2	16	4	17	-10	29	9	2	-2
 NL		35	-2	48	-6	32	-2	12	3	11	2	1	0
 AT		21	1	52	-2	41	3	5	-3	15	4	1	0
 PL		15	-2	41	0	36	3	6	-3	15	1	2	0
 PT		12	0	28	-4	26	-2	19	2	22	0	2	0
 RO		11	3	32	1	30	-4	11	-2	18	4	1	-2
 SI		11	-2	43	-7	15	-7	21	8	16	4	2	1
 SK		10	0	40	-1	23	-3	9	2	19	4	4	1
 FI		16	-1	45	-6	56	9	8	1	6	-1	2	1
 SE		22	-2	57	4	41	6	11	-3	8	1	1	-1
 UK		29	1	58	1	50	2	8	-2	12	2	2	1
 TR		8	-4	22	-3	39	-3	10	-2	23	-1	2	-2
 MK		11	-1	26	-14	12	0	30	7	23	5	1	0
 IS		24	2	43	3	24	-10	17	-1	2	-1	2	0
 ME		11	-2	37	-5	13	-8	23	8	18	5	2	-1
 MD		15		22		18		23		19		4	

Q12A.1 Dans quel pays prévoyez-vous de passer vos principales vacances en 2015 ? Par "principales vacances", nous pensons aux vacances qui seront les plus importantes pour vous en 2015. (NE PAS LIRE)

Q12A.1 In which country do you plan to spend your main holiday in 2015? By 'main holiday' we mean the holiday that will be the most important for you in 2015. (DO NOT READ OUT)



































Q12A.1 In welchem Land planen Sie 2015 Ihren Haupturlaub zu verbringen? Mit 'Haupturlaub' meinen wir den Urlaub, der für Sie im Jahr 2015 am wichtigsten sein wird. (NICHT VORLESEN)

		En [NOTRE PAYS]		Autriche		Belgique		Bulgarie		Croatie		Chypre		République tchèque		Danemark	
		In [OUR COUNTRY]		Austria		Belgium		Bulgaria		Croatia		Cyprus		Czech Republic		Denmark	
		In [UNSEREM LAND]		Österreich		Belgien		Bulgarien		Kroatien		Zypern		Tschechische Republik		Dänemark	
%		Flash EB 414	Diff. Flash EB 392	Flash EB 414	Diff. Flash EB 392	Flash EB 414	Diff. Flash EB 392	Flash EB 414	Diff. Flash EB 392	Flash EB 414	Diff. Flash EB 392	Flash EB 414	Diff. Flash EB 392	Flash EB 414	Diff. Flash EB 392	Flash EB 414	Diff. Flash EB 392
	EU 28	43	1	1	0	0	0	0	0	2	0	0	0	0	0	0	0
	BE	11	2	2	0	0	0	0	0	1	0	0	0	0	0	1	1
	BG	61	-5	0	-1	0	0	0	0	0	0	0	0	0	-1	0	0
	CZ	34	-1	3	1	0	0	2	1	9	-1	0	0	0	0	0	0
	DK	25	7	2	0	1	1	1	0	1	1	0	0	1	1	0	0
	DE	27	0	5	1	0	0	1	1	2	0	1	1	0	0	1	0
	EE	25	-3	1	-1	0	0	1	1	0	-2	1	0	2	1	0	0
	IE	23	5	0	-1	0	0	0	0	0	-1	0	0	0	0	0	0
	EL	74	-7	0	0	0	0	1	0	0	0	0	0	0	0	0	0
	ES	63	-1	1	1	0	0	0	0	0	0	0	0	0	0	0	0
	FR	56	7	0	-1	1	1	0	0	0	0	0	0	0	0	0	0
	HR	66	-9	1	1	0	0	0	0	0	0	0	0	1	1	0	0
	IT	52	-2	0	0	0	0	0	0	1	0	0	0	0	0	0	0
	CY	17	1	0	0	0	-1	1	0	0	0	0	0	0	-1	0	0
	LV	33	5	1	-3	0	-1	0	-1	2	0	0	0	2	2	0	0
	LT	45	6	1	1	0	-1	1	0	2	2	0	0	1	1	1	0
	LU	2	1	5	2	2	1	0	0	1	0	0	0	0	0	0	0
	HU	52	-6	2	0	0	0	1	1	6	1	0	0	0	0	0	0
	MT	16	7	0	-1	0	0	1	1	1	0	1	0	0	-1	0	-1
	NL	16	1	2	0	2	1	0	0	3	1	0	0	0	0	0	-1
	AT	21	-3	0	0	0	0	0	-1	8	1	0	0	0	-1	0	0
	PL	59	5	1	1	0	0	1	0	3	-1	0	0	0	0	0	0
	PT	61	0	0	0	1	1	0	0	0	0	0	0	0	0	0	0
	RO	53	3	1	0	0	0	2	1	0	0	1	1	0	0	0	0
	SI	24	1	4	3	0	0	1	0	45	5	0	0	1	0	0	0
	SK	27	-1	2	2	0	0	2	0	16	2	0	-1	3	-1	0	0
	FI	43	7	1	0	0	0	0	0	2	1	0	0	0	0	0	0
	SE	40	3	1	0	0	0	0	0	1	-1	0	0	0	-1	1	0
	UK	26	-1	0	0	0	-1	0	0	1	0	1	0	0	0	0	0
	TR	73	6	0	-1	0	0	1	1	0	0	1	0	0	0	0	0
	MK	20	-9	1	0	1	1	5	0	2	-1	0	0	0	0	0	0
	IS	18	-8	1	0	0	0	0	0	0	-1	0	0	1	1	5	1
	ME	38	-7	3	2	0	0	0	0	2	1	0	0	0	0	0	0
	MD	0		0		1		12		0		0		0		0	

Q12A.1 Dans quel pays prévoyez-vous de passer vos principales vacances en 2015 ? Par "principales vacances", nous pensons aux vacances qui seront les plus importantes pour vous en 2015. (NE PAS LIRE)

Q12A.1 In which country do you plan to spend your main holiday in 2015? By 'main holiday' we mean the holiday that will be the most important for you in 2015. (DO NOT READ OUT)



































Q12A.1 In welchem Land planen Sie 2015 Ihren Haupturlaub zu verbringen? Mit 'Haupturlaub' meinen wir den Urlaub, der für Sie im Jahr 2015 am wichtigsten sein wird. (NICHT VORLESEN)

		Estonie		Finlande		France		Allemagne		Grèce		Hongrie		Irlande		Italie		
		Estonia		Finland		France		Germany		Greece		Hungary		Ireland		Italy		
		Estland		Finnland		Frankreich		Deutschland		Griechenland		Ungarn		Irland		Italien		
%		Flash EB 414	Diff. Flash EB 392	Flash EB 414	Diff. Flash EB 392	Flash EB 414	Diff. Flash EB 392	Flash EB 414	Diff. Flash EB 392	Flash EB 414	Diff. Flash EB 392	Flash EB 414	Diff. Flash EB 392	Flash EB 414	Diff. Flash EB 392	Flash EB 414	Diff. Flash EB 392	
	EU 28	0	0	0	0	4	0	2	1	3	0	0	0	0	0	0	4	0
	BE	0	0	0	0	23	1	2	1	4	1	0	0	0	0	0	6	-1
	BG	0	0	0	0	1	0	1	-2	11	3	0	0	0	0	0	2	-1
	CZ	0	0	0	0	2	-1	1	0	4	0	1	1	0	0	0	5	-2
	DK	0	0	0	0	5	1	4	-2	4	0	0	-1	0	0	0	5	-1
	DE	0	0	0	0	4	1	0	0	3	1	1	0	1	1	1	7	0
	EE	0	0	7	2	3	2	3	2	1	0	0	-1	0	0	0	4	2
	IE	0	0	0	0	5	-3	1	0	1	-1	0	0	0	0	0	7	3
	EL	0	0	0	0	2	0	3	2	0	0	0	0	0	0	0	3	1
	ES	0	0	0	0	5	1	1	-1	0	-1	0	0	0	0	0	3	0
	FR	0	0	0	0	0	0	1	0	1	0	0	0	0	0	0	4	0
	HR	0	0	0	0	1	0	4	2	1	0	2	1	0	0	0	3	2
	IT	0	0	0	0	3	-2	2	1	2	-1	0	0	0	0	0	0	0
	CY	0	0	0	0	1	-3	2	1	39	6	1	0	0	-1	0	7	4
	LV	1	-2	1	-2	1	-1	4	0	1	0	1	1	1	0	1	4	1
	LT	0	0	0	0	2	0	2	-2	3	2	0	0	0	-1	0	4	1
	LU	0	0	0	0	18	1	4	0	3	2	0	-1	0	0	0	12	2
	HU	0	0	0	0	1	0	4	2	4	-1	0	0	1	1	1	5	2
	MT	0	0	0	0	4	-4	2	-1	2	1	0	0	2	0	0	16	-2
	NL	0	0	0	0	11	0	5	1	4	2	1	0	1	1	1	9	1
	AT	0	0	0	-1	1	-1	4	1	6	2	1	1	1	0	1	12	2
	PL	0	0	0	0	1	-1	3	1	4	2	0	0	0	-1	0	4	0
	PT	0	0	0	0	5	1	0	-1	1	1	0	0	0	0	0	2	0
	RO	0	0	0	0	4	1	4	2	9	2	1	1	0	0	0	6	0
	SI	0	0	0	0	2	1	0	0	2	0	1	1	0	0	0	3	1
	SK	0	0	0	0	4	2	1	0	6	1	1	-1	0	0	0	7	1
	FI	4	1	0	0	1	0	2	0	3	0	0	0	0	0	0	2	-1
	SE	0	0	2	1	3	0	2	0	3	-1	0	0	0	0	0	3	-1
	UK	0	0	0	0	4	1	1	0	4	1	0	0	1	1	1	3	0
	TR	0	0	0	0	1	0	2	-1	0	-1	0	0	0	0	0	2	0
	MK	0	0	0	0	1	1	2	-3	17	4	0	0	0	0	0	3	-2
	IS	0	0	0	-1	1	-1	5	3	2	1	0	0	0	0	0	4	1
	ME	0	0	0	0	1	-1	3	2	3	-1	0	0	0	0	0	3	1
	MD	0		0		4		3		5		0		0		0	15	

Q12A.1 Dans quel pays prévoyez-vous de passer vos principales vacances en 2015 ? Par "principales vacances", nous pensons aux vacances qui seront les plus importantes pour vous en 2015. (NE PAS LIRE)

Q12A.1 In which country do you plan to spend your main holiday in 2015? By 'main holiday' we mean the holiday that will be the most important for you in 2015. (DO NOT READ OUT)



































Q12A.1 In welchem Land planen Sie 2015 Ihren Haupturlaub zu verbringen? Mit 'Haupturlaub' meinen wir den Urlaub, der für Sie im Jahr 2015 am wichtigsten sein wird. (NICHT VORLESEN)

		Lettonie		Lituanie		Luxembourg		Malte		Pays-Bas		Pologne		Portugal		Roumanie	
		Latvia		Lithuania		Luxembourg		Malta		Netherlands		Poland		Portugal		Romania	
		Lettland		Litauen		Luxemburg		Malta		Niederlande		Polen		Portugal		Rumänien	
%		Flash EB 414	Diff. Flash EB 392	Flash EB 414	Diff. Flash EB 392	Flash EB 414	Diff. Flash EB 392	Flash EB 414	Diff. Flash EB 392	Flash EB 414	Diff. Flash EB 392	Flash EB 414	Diff. Flash EB 392	Flash EB 414	Diff. Flash EB 392	Flash EB 414	Diff. Flash EB 392
	EU 28	0	0	0	0	0	0	0	0	1	0	0	0	1	0	0	0
	BE	0	0	0	0	0	-1	0	0	1	-1	0	0	2	0	0	0
	BG	0	0	0	0	0	0	0	0	1	1	0	0	1	1	0	0
	CZ	0	0	0	0	0	0	0	0	0	0	1	1	0	0	0	0
	DK	0	0	0	0	0	0	1	1	1	1	1	1	0	-1	0	0
	DE	0	0	0	0	0	0	0	0	2	1	1	0	0	-1	0	0
	EE	2	-1	2	1	0	0	0	0	0	-1	0	0	2	2	0	0
	IE	0	0	0	0	0	0	1	0	0	-1	0	-1	4	1	0	0
	EL	0	0	0	0	0	0	0	0	0	-1	0	0	0	0	0	0
	ES	0	0	0	0	0	0	0	0	0	0	0	-1	2	1	1	0
	FR	0	0	0	0	0	0	0	0	0	-1	0	0	3	1	0	0
	HR	0	0	0	0	0	0	0	0	1	1	0	0	0	-1	0	0
	IT	0	0	0	0	0	0	0	0	0	0	0	0	1	1	0	-1
	CY	0	0	0	0	0	0	0	0	2	2	0	0	0	0	1	0
	LV	0	0	1	-2	0	0	0	0	1	1	2	1	1	0	0	0
	LT	4	2	0	0	0	0	1	1	1	1	1	-1	1	1	0	0
	LU	0	0	0	0	0	0	0	0	1	-1	0	0	13	1	0	0
	HU	0	0	0	0	0	0	0	0	1	0	0	0	0	0	5	2
	MT	0	0	0	0	0	-1	0	0	2	-1	1	1	0	-1	0	-1
	NL	0	0	1	1	0	0	0	0	0	0	1	1	1	0	0	0
	AT	0	0	0	0	0	0	0	0	1	1	0	0	1	1	0	0
	PL	0	0	0	0	0	0	0	0	0	-1	0	0	0	0	0	0
	PT	0	0	0	0	0	0	0	0	0	0	0	0	0	0	0	0
	RO	0	0	0	0	0	0	0	0	0	0	0	0	0	-1	0	0
	SI	0	0	0	0	0	0	0	0	0	0	0	0	0	-1	0	0
	SK	0	0	0	0	0	0	1	1	0	0	0	0	0	0	0	0
	FI	0	0	0	0	0	0	0	0	0	-1	1	1	1	0	0	0
	SE	0	0	0	0	0	0	0	0	1	1	0	0	1	1	0	0
	UK	0	0	0	0	0	0	0	0	1	0	0	-1	1	-1	0	0
	TR	0	0	0	0	0	0	0	0	1	1	0	0	0	0	0	0
	MK	0	0	0	0	0	0	0	0	0	0	1	1	0	-1	0	0
	IS	0	0	0	0	0	0	1	1	2	1	0	0	1	0	0	0
	ME	0	0	0	0	0	0	0	0	2	1	0	-1	1	1	0	0
	MD	0		0		0		0		1		0		1		19	

Q12A.1 Dans quel pays prévoyez-vous de passer vos principales vacances en 2015 ? Par "principales vacances", nous pensons aux vacances qui seront les plus importantes pour vous en 2015. (NE PAS LIRE)

Q12A.1 In which country do you plan to spend your main holiday in 2015? By 'main holiday' we mean the holiday that will be the most important for you in 2015. (DO NOT READ OUT)



































Q12A.1 In welchem Land planen Sie 2015 Ihren Haupturlaub zu verbringen? Mit 'Haupturlaub' meinen wir den Urlaub, der für Sie im Jahr 2015 am wichtigsten sein wird. (NICHT VORLESEN)

		Slovaquie		Slovénie		Espagne		Suède		Royaume Uni	
		Slovakia		Slovenia		Spain		Sweden		United Kingdom	
		Slowakei		Slowenien		Spanien		Schweden		Großbritannien	
%		Flash EB 414	Diff. Flash EB 392	Flash EB 414	Diff. Flash EB 392	Flash EB 414	Diff. Flash EB 392	Flash EB 414	Diff. Flash EB 392	Flash EB 414	Diff. Flash EB 392
	EU 28	0	<i>0</i>	0	<i>0</i>	6	<i>0</i>	0	<i>0</i>	1	<i>-1</i>
	BE	0	<i>0</i>	0	<i>0</i>	13	<i>1</i>	0	<i>0</i>	1	<i>0</i>
	BG	0	<i>0</i>	0	<i>0</i>	2	<i>1</i>	0	<i>0</i>	1	<i>0</i>
	CZ	4	<i>0</i>	0	<i>0</i>	3	<i>-1</i>	0	<i>0</i>	0	<i>-1</i>
	DK	0	<i>0</i>	0	<i>0</i>	10	<i>0</i>	3	<i>-1</i>	2	<i>-1</i>
	DE	0	<i>0</i>	0	<i>0</i>	8	<i>0</i>	0	<i>-1</i>	1	<i>0</i>
	EE	0	<i>0</i>	0	<i>0</i>	3	<i>0</i>	2	<i>-7</i>	3	<i>0</i>
	IE	0	<i>0</i>	0	<i>0</i>	20	<i>1</i>	0	<i>0</i>	5	<i>-1</i>
	EL	0	<i>0</i>	0	<i>0</i>	2	<i>0</i>	0	<i>0</i>	1	<i>0</i>
	ES	0	<i>0</i>	0	<i>0</i>	0	<i>0</i>	0	<i>0</i>	3	<i>0</i>
	FR	0	<i>0</i>	0	<i>0</i>	6	<i>-1</i>	0	<i>0</i>	1	<i>-1</i>
	HR	1	<i>1</i>	1	<i>-2</i>	0	<i>-1</i>	0	<i>-1</i>	1	<i>0</i>
	IT	0	<i>0</i>	0	<i>0</i>	5	<i>0</i>	0	<i>0</i>	2	<i>-1</i>
	CY	0	<i>0</i>	0	<i>0</i>	2	<i>-1</i>	0	<i>0</i>	5	<i>-8</i>
	LV	0	<i>-1</i>	0	<i>0</i>	6	<i>2</i>	5	<i>2</i>	6	<i>1</i>
	LT	0	<i>0</i>	0	<i>0</i>	3	<i>-4</i>	1	<i>0</i>	3	<i>-2</i>
	LU	0	<i>0</i>	0	<i>0</i>	10	<i>1</i>	0	<i>-1</i>	1	<i>-1</i>
	HU	0	<i>-1</i>	0	<i>-1</i>	1	<i>-2</i>	0	<i>0</i>	1	<i>0</i>
	MT	0	<i>0</i>	0	<i>-1</i>	5	<i>1</i>	1	<i>0</i>	23	<i>5</i>
	NL	0	<i>0</i>	0	<i>0</i>	8	<i>2</i>	0	<i>-1</i>	2	<i>1</i>
	AT	0	<i>0</i>	0	<i>-1</i>	7	<i>3</i>	0	<i>-1</i>	2	<i>1</i>
	PL	0	<i>0</i>	0	<i>0</i>	3	<i>-1</i>	1	<i>0</i>	2	<i>0</i>
	PT	0	<i>0</i>	0	<i>0</i>	5	<i>0</i>	0	<i>0</i>	1	<i>-2</i>
	RO	0	<i>0</i>	0	<i>0</i>	4	<i>-1</i>	0	<i>0</i>	1	<i>0</i>
	SI	0	<i>-1</i>	0	<i>0</i>	2	<i>2</i>	0	<i>0</i>	1	<i>0</i>
	SK	0	<i>0</i>	0	<i>0</i>	2	<i>0</i>	0	<i>0</i>	0	<i>-1</i>
	FI	0	<i>0</i>	0	<i>0</i>	7	<i>-1</i>	1	<i>-2</i>	3	<i>2</i>
	SE	0	<i>0</i>	0	<i>0</i>	9	<i>2</i>	0	<i>0</i>	2	<i>0</i>
	UK	0	<i>0</i>	0	<i>0</i>	11	<i>-1</i>	0	<i>0</i>	0	<i>0</i>
	TR	0	<i>0</i>	0	<i>0</i>	1	<i>0</i>	0	<i>-1</i>	2	<i>1</i>
	MK	0	<i>0</i>	1	<i>1</i>	1	<i>0</i>	0	<i>-1</i>	0	<i>0</i>
	IS	0	<i>0</i>	0	<i>0</i>	13	<i>1</i>	4	<i>2</i>	6	<i>3</i>
	ME	0	<i>0</i>	1	<i>0</i>	3	<i>1</i>	0	<i>0</i>	0	<i>-2</i>
	MD	0	<i>0</i>	0	<i>0</i>	2	<i>0</i>	0	<i>0</i>	0	<i>0</i>

Q12A.1 Dans quel pays prévoyez-vous de passer vos principales vacances en 2015 ? Par "principales vacances", nous pensons aux vacances qui seront les plus importantes pour vous en 2015. (NE PAS LIRE)

Q12A.1 In which country do you plan to spend your main holiday in 2015? By 'main holiday' we mean the holiday that will be the most important for you in 2015. (DO NOT READ OUT)



































Q12A.1 In welchem Land planen Sie 2015 Ihren Haupturlaub zu verbringen? Mit 'Haupturlaub' meinen wir den Urlaub, der für Sie im Jahr 2015 am wichtigsten sein wird. (NICHT VORLESEN)

	%	Aux USA ou au Canada		Dans les Caraïbes / Amérique Centrale ou du Sud		En Afrique du Nord / Moyen orient		En Asie / Océanie		Autre		Ne sait pas		Dans l'UE28		Total 'Dans un autre pays hors de l'UE28'	
		USA or Canada		The Caribbean, Central or South America		North Africa/The Middle East		Asia/Oceania		Other		Don't know		In the EU28		Total 'Outside the EU28'	
		USA oder Kanada		Karibik, Mittel- oder Südamerika		Nordafrika/ Naher Osten		Asien/ Ozeanien		Sonstiges		Weiß nicht		Innerhalb der EU28		Gesamt 'Außerhalb der EU28'	
		Flash EB 414	Diff. Flash EB 392	Flash EB 414	Diff. Flash EB 392	Flash EB 414	Diff. Flash EB 392	Flash EB 414	Diff. Flash EB 392	Flash EB 414	Diff. Flash EB 392	Flash EB 414	Diff. Flash EB 392	Flash EB 414	Diff. Flash EB 392	Flash EB 414	Diff. Flash EB 392
 EU 28		3	-1	2	0	3	1	3	1	6	0	11	-3	29	0	17	1
 BE		2	-1	1	-1	3	1	4	1	10	1	11	-5	60	4	19	0
 BG		0	0	0	0	0	0	2	1	7	3	8	1	21	1	10	4
 CZ		2	1	1	0	2	1	3	0	7	2	14	-1	37	-1	15	3
 DK		6	-1	1	0	2	1	3	-3	8	0	13	-3	43	0	19	-5
 DE		2	-2	1	-1	2	0	4	2	12	3	14	-4	38	3	21	1
 EE		2	0	1	1	1	0	7	4	10	-3	15	0	38	0	22	3
 IE		10	-3	2	2	1	0	3	1	4	0	10	-3	47	-2	20	-1
 EL		1	1	0	-1	0	0	0	0	3	1	7	2	14	4	5	1
 ES		1	-1	2	-1	1	0	2	1	3	0	8	-1	19	1	10	1
 FR		3	0	3	1	4	2	3	0	5	-4	6	-6	19	-1	19	0
 HR		2	1	0	-1	0	0	1	1	7	2	6	1	19	6	9	2
 IT		3	0	3	0	2	0	3	1	4	0	14	2	19	-1	15	1
 CY		4	2	1	0	0	0	0	0	8	3	9	-3	61	-2	13	4
 LV		1	1	0	0	1	0	3	2	6	-9	16	2	41	-1	11	-6
 LT		1	1	1	0	0	-2	1	0	10	-2	10	-4	31	0	13	-3
 LU		4	-3	4	1	1	-1	1	-2	6	-1	11	-3	71	7	17	-5
 HU		1	1	0	0	1	0	1	1	2	-1	10	1	33	4	5	1
 MT		3	2	0	-2	2	2	4	2	3	-1	12	-3	61	-5	11	1
 NL		2	-1	3	0	2	-1	3	-1	10	1	15	-9	49	9	19	-2
 AT		4	1	2	-1	4	1	3	-2	6	0	14	-4	47	8	18	-2
 PL		1	-1	0	0	2	1	1	0	4	-1	9	-2	25	0	7	-3
 PT		1	-1	3	-1	2	1	1	0	5	1	11	-1	17	1	11	0
 RO		1	0	0	0	1	1	1	1	5	0	7	-6	33	2	7	0
 SI		1	-1	0	-2	2	1	0	-1	4	-3	8	-8	62	12	7	-5
 SK		0	-1	1	1	3	3	0	-2	7	0	14	-7	48	7	11	1
 FI		2	-2	1	1	1	0	4	0	5	-1	16	-3	29	-2	13	-2
 SE		7	1	1	-1	1	0	2	-3	5	1	14	-1	31	0	16	-2
 UK		8	0	4	0	7	3	5	1	6	-1	13	-1	30	-1	31	3
 TR		2	0	1	1	3	3	1	1	4	-6	5	-3	12	-1	10	-2
 MK		1	0	0	0	0	0	1	1	24	-1	19	10	35	0	26	0
 IS		8	-4	1	1	0	0	4	2	8	2	16	-2	45	10	21	0
 ME		3	2	0	-1	5	4	2	0	16	-6	10	0	25	6	27	1
 MD		1		0		0		1		26		8		64		28	

Q12B.1 Dans quel autre ou quels autres pays prévoyez-vous de passer des vacances en 2015 ? (NE PAS LIRE - PLUSIEURS RÉPONSES POSSIBLES)

Q12B.1 And in which other country or countries do you plan to take a holiday in 2015? (DO NOT READ OUT - MULTIPLE ANSWERS POSSIBLE)



































Q12B.1 Und in welchem anderen Land bzw. welchen anderen Ländern planen Sie darüber hinaus 2015 einen Urlaub zu verbringen? (NICHT VORLESEN - MEHRFACHNENNUNGEN MÖGLICH)

		En [NOTRE PAYS]		Autriche		Belgique		Bulgarie		Croatie		Chypre		République tchèque		Danemark	
		In [OUR COUNTRY]		Austria		Belgium		Bulgaria		Croatia		Cyprus		Czech Republic		Denmark	
		In [UNSEREM LAND]		Österreich		Belgien		Bulgarien		Kroatien		Zypern		Tschechische Republik		Dänemark	
%		Flash EB 414	Diff. Flash EB 392	Flash EB 414	Diff. Flash EB 392	Flash EB 414	Diff. Flash EB 392	Flash EB 414	Diff. Flash EB 392	Flash EB 414	Diff. Flash EB 392	Flash EB 414	Diff. Flash EB 392	Flash EB 414	Diff. Flash EB 392	Flash EB 414	Diff. Flash EB 392
	EU 28	9	1	2	0	1	0	0	0	1	0	0	0	1	0	0	0
	BE	7	0	2	0	0	0	0	0	1	0	0	0	0	0	0	0
	BG	5	-2	1	0	0	-1	0	0	0	0	0	0	0	-1	0	0
	CZ	9	0	5	1	0	0	0	0	4	-2	0	0	0	0	0	0
	DK	9	1	3	0	0	-1	0	0	0	-1	0	0	0	0	0	0
	DE	10	-1	6	-1	0	-1	0	0	1	0	0	0	0	0	1	1
	EE	15	2	0	-1	0	0	1	1	1	-1	0	0	0	-2	0	-2
	IE	11	-3	0	0	0	0	0	0	0	0	0	0	0	0	0	0
	EL	3	1	1	1	1	1	1	1	0	0	1	0	0	0	0	0
	ES	5	0	0	0	0	0	0	0	0	0	0	0	0	0	0	0
	FR	12	4	1	1	1	-1	0	0	1	1	0	0	0	0	0	0
	HR	11	6	4	0	1	1	0	0	0	0	0	0	1	0	0	0
	IT	6	-2	2	1	0	0	0	0	0	-1	0	0	0	-1	0	0
	CY	9	-1	0	0	1	1	0	0	1	1	0	0	0	0	0	0
	LV	1	-6	2	1	0	0	0	0	1	0	0	0	1	-1	2	1
	LT	9	2	2	1	0	-1	0	0	0	0	0	0	1	0	0	0
	LU	5	3	5	-1	6	0	0	0	0	-2	0	-1	0	0	0	-1
	HU	9	1	2	-2	0	0	1	1	5	1	0	0	0	-1	0	-1
	MT	4	1	2	1	1	0	0	0	0	0	1	1	0	0	0	-1
	NL	13	3	4	1	6	2	0	0	0	0	0	0	1	0	1	0
	AT	15	-1	0	0	0	0	0	0	7	4	0	0	1	1	0	-1
	PL	4	-2	1	0	0	-1	1	-1	2	-1	0	0	2	1	0	0
	PT	4	0	1	1	1	1	0	0	0	0	0	0	0	0	0	0
	RO	5	2	2	0	0	-1	3	2	1	1	0	0	0	0	0	0
	SI	24	16	9	4	2	2	1	1	16	5	2	1	0	0	0	0
	SK	10	-2	5	2	1	1	3	1	7	-2	1	1	8	3	0	-1
	FI	11	2	0	-1	0	0	0	0	0	-1	0	0	0	-1	0	-1
	SE	13	4	1	0	0	0	0	0	1	0	0	0	1	0	5	2
	UK	11	-1	0	-1	1	1	0	0	1	1	1	0	0	-1	0	0
	TR	3	1	1	0	1	1	1	1	0	0	1	0	0	0	0	0
	MK	12	8	0	0	1	0	5	-3	0	-4	0	0	0	0	0	0
	IS	4	-3	1	-1	0	-1	0	0	0	0	0	0	0	0	5	-1
	ME	11	3	0	-2	0	0	0	0	4	2	0	0	0	0	0	-1
	MD	0		0		1		5		0		0		0		0	

Q12B.1 Dans quel autre ou quels autres pays prévoyez-vous de passer des vacances en 2015 ? (NE PAS LIRE - PLUSIEURS RÉPONSES POSSIBLES)

Q12B.1 And in which other country or countries do you plan to take a holiday in 2015? (DO NOT READ OUT - MULTIPLE ANSWERS POSSIBLE)



































Q12B.1 Und in welchem anderen Land bzw. welchen anderen Ländern planen Sie darüber hinaus 2015 einen Urlaub zu verbringen? (NICHT VORLESEN - MEHRFACHNENNUNGEN MÖGLICH)

		Estonie		Finlande		France		Allemagne		Grèce		Hongrie		Irlande		Italie		
		Estonia		Finland		France		Germany		Greece		Hungary		Ireland		Italy		
		Estland		Finnland		Frankreich		Deutschland		Griechenland		Ungarn		Irland		Italien		
%		Flash EB 414	Diff. Flash EB 392	Flash EB 414	Diff. Flash EB 392	Flash EB 414	Diff. Flash EB 392	Flash EB 414	Diff. Flash EB 392	Flash EB 414	Diff. Flash EB 392	Flash EB 414	Diff. Flash EB 392	Flash EB 414	Diff. Flash EB 392	Flash EB 414	Diff. Flash EB 392	
	EU 28	0	0	0	0	3	-1	3	1	2	0	0	0	0	1	0	5	1
	BE	0	0	0	0	12	1	7	2	2	0	1	1	1	0	8	0	
	BG	0	0	0	0	1	0	2	0	11	2	0	0	0	0	2	0	
	CZ	0	0	0	0	3	-1	3	0	2	1	2	1	0	0	7	2	
	DK	0	0	0	-1	3	-2	7	0	2	1	1	1	0	-1	5	1	
	DE	0	0	0	0	2	-1	0	0	1	0	0	-1	1	1	7	2	
	EE	0	0	6	0	0	-2	1	-2	0	0	0	0	0	0	1	0	
	IE	0	0	0	0	5	-1	2	-1	2	1	1	1	0	0	2	-3	
	EL	0	0	0	0	2	0	4	2	0	0	0	0	0	0	5	2	
	ES	0	0	0	0	4	0	1	-1	0	0	0	0	0	0	4	1	
	FR	0	0	0	0	0	0	2	1	2	1	0	0	1	0	8	2	
	HR	0	0	0	0	2	0	6	2	0	-1	2	1	0	0	5	1	
	IT	0	0	0	0	3	-3	2	-1	1	-1	0	0	1	0	0	0	
	CY	0	0	0	0	0	-3	1	-1	10	2	0	0	0	0	3	1	
	LV	6	1	3	1	2	1	2	-3	0	0	0	-1	0	-1	2	-1	
	LT	1	0	0	0	0	-3	1	-2	1	0	0	0	1	0	2	0	
	LU	0	0	0	0	15	2	9	-2	1	-1	0	0	1	1	8	2	
	HU	0	0	0	0	1	1	2	0	3	1	0	0	0	0	4	1	
	MT	0	0	0	0	3	0	1	0	1	-1	0	0	1	1	9	3	
	NL	0	0	0	0	7	2	10	1	1	0	1	1	1	1	6	2	
	AT	0	0	0	0	3	0	9	0	4	2	1	-1	1	1	9	-1	
	PL	0	0	0	0	1	0	4	1	2	1	1	0	0	0	3	0	
	PT	0	0	0	0	4	0	1	1	0	0	0	0	0	0	2	1	
	RO	0	0	0	0	4	1	2	-1	5	1	1	0	0	0	8	2	
	SI	0	0	1	1	2	0	2	-1	1	-1	2	0	1	1	4	-1	
	SK	0	0	1	1	2	-1	2	1	3	1	3	0	1	1	4	-2	
	FI	11	2	0	0	2	-1	3	0	1	0	1	0	1	1	3	1	
	SE	0	0	2	0	4	1	4	1	2	0	1	1	0	0	3	0	
	UK	0	0	0	0	6	0	3	0	2	0	0	0	1	-1	4	2	
	TR	0	0	0	0	4	2	3	1	1	-1	0	0	0	0	3	2	
	MK	0	0	0	0	1	0	2	0	5	-2	0	-1	0	0	1	-1	
	IS	0	0	0	0	2	-1	3	-1	1	1	0	0	1	1	2	1	
	ME	0	0	0	0	2	0	2	0	3	0	2	2	0	0	3	0	
	MD	0	0	0	0	5	0	5	0	4	0	0	0	0	0	7	0	

Q12B.1 Dans quel autre ou quels autres pays prévoyez-vous de passer des vacances en 2015 ? (NE PAS LIRE - PLUSIEURS RÉPONSES POSSIBLES)

Q12B.1 And in which other country or countries do you plan to take a holiday in 2015? (DO NOT READ OUT - MULTIPLE ANSWERS POSSIBLE)



































Q12B.1 Und in welchem anderen Land bzw. welchen anderen Ländern planen Sie darüber hinaus 2015 einen Urlaub zu verbringen? (NICHT VORLESEN - MEHRFACHNENNUNGEN MÖGLICH)

		Lettonie		Lituanie		Luxembourg		Malte		Pays-Bas		Pologne		Portugal		Roumanie	
		Latvia		Lithuania		Luxembourg		Malta		Netherlands		Poland		Portugal		Romania	
		Lettland		Litauen		Luxemburg		Malta		Niederlande		Polen		Portugal		Rumänien	
%		Flash EB 414	Diff. Flash EB 392	Flash EB 414	Diff. Flash EB 392	Flash EB 414	Diff. Flash EB 392	Flash EB 414	Diff. Flash EB 392	Flash EB 414	Diff. Flash EB 392	Flash EB 414	Diff. Flash EB 392	Flash EB 414	Diff. Flash EB 392	Flash EB 414	Diff. Flash EB 392
	EU 28	0	0	0	0	0	0	0	0	1	0	0	-1	1	0	0	0
	BE	0	0	0	0	1	1	1	1	6	3	0	-1	1	-1	0	0
	BG	0	0	0	0	0	0	0	0	0	0	0	0	1	1	0	0
	CZ	0	0	0	0	0	0	0	0	0	0	1	0	0	0	0	0
	DK	0	0	0	0	0	0	0	0	1	1	1	0	1	0	0	0
	DE	0	0	0	0	0	0	0	0	2	1	2	1	1	1	0	0
	EE	4	0	2	0	0	0	0	0	0	-1	1	-1	0	0	0	0
	IE	0	0	0	0	0	0	0	0	1	0	1	1	2	-1	0	0
	EL	0	0	0	0	0	0	0	0	1	0	0	0	0	0	0	0
	ES	0	0	0	0	0	0	0	0	1	1	0	0	2	-1	0	0
	FR	0	0	0	0	0	0	0	0	0	-1	0	0	2	1	0	0
	HR	0	0	0	0	0	0	0	0	1	1	0	0	0	0	0	0
	IT	0	0	0	0	0	0	0	0	0	-1	0	0	0	0	0	0
	CY	0	0	0	0	0	0	0	0	0	0	0	0	0	0	0	0
	LV	0	0	6	1	0	0	0	0	0	-1	0	-1	1	1	0	0
	LT	4	1	0	0	0	0	0	0	0	0	1	0	0	0	0	-1
	LU	0	-1	0	0	0	0	0	0	2	-1	1	1	4	1	0	0
	HU	0	0	0	0	0	0	0	0	0	-1	1	0	0	0	2	-1
	MT	0	-1	0	0	0	0	0	0	0	-1	0	0	0	-1	0	0
	NL	0	0	0	0	1	1	0	0	0	0	1	0	2	0	0	0
	AT	0	0	0	0	0	0	0	0	1	1	0	0	0	0	0	-1
	PL	0	0	0	0	1	1	0	0	1	0	0	0	0	-1	0	0
	PT	0	0	0	0	0	0	0	0	0	0	0	0	0	0	0	0
	RO	0	0	0	0	0	0	0	0	0	-1	0	0	0	0	0	0
	SI	0	0	1	1	0	0	0	0	1	0	0	0	0	-1	0	0
	SK	0	0	1	1	0	0	0	0	0	-1	2	1	0	0	0	0
	FI	1	1	0	0	0	0	0	0	0	0	0	0	1	1	0	0
	SE	0	0	0	0	0	0	0	0	0	-1	0	-1	1	0	0	0
	UK	0	0	0	0	0	0	0	0	2	1	0	-1	2	1	0	0
	TR	0	0	0	0	0	0	0	0	1	1	0	0	0	0	0	0
	MK	0	0	0	0	0	0	0	0	0	-1	0	0	1	1	0	0
	IS	0	0	0	0	0	0	0	0	0	-1	0	-1	0	0	0	0
	ME	0	0	0	0	0	0	0	0	1	1	0	0	2	2	0	0
	MD	0	0	0	0	0	0	0	0	0	0	1	0	1	0	7	0

Q12B.1 Dans quel autre ou quels autres pays prévoyez-vous de passer des vacances en 2015 ? (NE PAS LIRE - PLUSIEURS RÉPONSES POSSIBLES)

Q12B.1 And in which other country or countries do you plan to take a holiday in 2015? (DO NOT READ OUT - MULTIPLE ANSWERS POSSIBLE)



































Q12B.1 Und in welchem anderen Land bzw. welchen anderen Ländern planen Sie darüber hinaus 2015 einen Urlaub zu verbringen? (NICHT VORLESEN - MEHRFACHNENNUNGEN MÖGLICH)

		Slovaquie		Slovénie		Espagne		Suède		Royaume Uni	
		Slovakia		Slovenia		Spain		Sweden		United Kingdom	
		Slowakei		Slowenien		Spanien		Schweden		Großbritannien	
%		Flash EB 414	Diff. Flash EB 392	Flash EB 414	Diff. Flash EB 392	Flash EB 414	Diff. Flash EB 392	Flash EB 414	Diff. Flash EB 392	Flash EB 414	Diff. Flash EB 392
	EU 28	0	0	0	0	5	0	1	0	2	0
	BE	0	0	0	0	8	1	0	0	3	1
	BG	0	0	0	0	2	0	0	0	2	1
	CZ	8	1	0	0	2	0	0	0	2	1
	DK	0	0	0	0	6	2	5	0	5	1
	DE	0	0	0	0	5	0	1	0	1	-1
	EE	1	1	1	1	3	1	3	-2	0	-1
	IE	0	0	0	0	7	1	1	1	17	-3
	EL	0	0	0	0	2	0	0	0	3	1
	ES	0	0	0	0	0	0	0	0	3	1
	FR	0	0	0	0	9	1	0	-1	3	1
	HR	1	0	2	-2	2	1	0	0	1	0
	IT	0	0	0	0	4	-2	0	0	2	-2
	CY	0	0	0	0	0	0	0	0	3	-1
	LV	1	1	0	0	2	-1	4	2	3	-1
	LT	0	-1	0	0	2	1	1	0	2	1
	LU	0	0	0	0	10	2	1	1	4	2
	HU	1	0	0	0	2	1	0	-1	0	-1
	MT	0	0	1	-1	3	2	1	1	9	2
	NL	0	0	0	0	6	-1	1	0	3	0
	AT	0	0	1	0	3	1	1	0	2	-2
	PL	1	0	0	0	2	-1	1	1	3	1
	PT	0	0	0	0	6	1	0	0	3	1
	RO	0	0	0	0	4	0	0	0	1	0
	SI	1	1	0	0	1	-1	0	0	0	-1
	SK	0	0	1	1	1	-2	0	0	0	-2
	FI	0	0	0	0	4	0	9	0	2	0
	SE	0	0	0	0	6	1	0	0	7	4
	UK	0	0	0	0	9	2	0	0	0	0
	TR	0	0	0	0	2	1	0	0	1	0
	MK	0	0	2	2	1	-2	0	-1	0	0
	IS	0	0	0	0	3	-1	4	2	7	1
	ME	0	0	1	0	1	0	0	0	0	0
	MD	0		0		1		0		1	

Q12B.1 Dans quel autre ou quels autres pays prévoyez-vous de passer des vacances en 2015 ? (NE PAS LIRE - PLUSIEURS RÉPONSES POSSIBLES)

Q12B.1 And in which other country or countries do you plan to take a holiday in 2015? (DO NOT READ OUT - MULTIPLE ANSWERS POSSIBLE)



































Q12B.1 Und in welchem anderen Land bzw. welchen anderen Ländern planen Sie darüber hinaus 2015 einen Urlaub zu verbringen? (NICHT VORLESEN - MEHRFACHNENNUNGEN MÖGLICH)

	Aux USA ou au Canada		Dans les Caraïbes / Amérique Centrale ou du Sud		En Afrique du Nord / Moyen orient		En Asie / Océanie		Autre		Aucun (NE PAS LIRE)		Ne sait pas	
	USA or Canada		The Caribbean, Central or South America		North Africa/ The Middle East		Asia / Oceania		Other		None (DO NOT READ OUT)		Don't know	
	USA oder Kanada		Karibik, Mittel- oder Südamerika		Nordafrika/ Naher Osten		Asien/ Ozeanien		Sonstiges		Keine (NICHT VORLESEN)		Weiß nicht	
%	Flash EB 414	Diff. Flash EB 392	Flash EB 414	Diff. Flash EB 392	Flash EB 414	Diff. Flash EB 392	Flash EB 414	Diff. Flash EB 392	Flash EB 414	Diff. Flash EB 392	Flash EB 414	Diff. Flash EB 392	Flash EB 414	Diff. Flash EB 392
 EU 28	2	0	1	0	2	1	1	0	6	-2	43	43	17	-42
 BE	1	-1	1	-1	2	-1	1	-1	8	-2	27	27	17	-28
 BG	0	-1	0	0	0	0	2	1	8	1	41	41	22	-46
 CZ	0	0	0	0	1	0	1	0	9	4	34	34	18	-39
 DK	3	1	1	1	3	2	2	1	8	0	30	30	18	-38
 DE	2	1	1	0	1	0	1	-2	8	0	35	35	20	-34
 EE	0	-1	0	0	1	0	2	1	9	1	17	17	38	-21
 IE	4	0	1	0	1	0	2	1	5	2	34	34	15	-30
 EL	1	0	0	0	0	-1	0	-1	3	1	63	63	11	-70
 ES	1	0	1	0	1	1	1	1	2	-2	64	64	11	-64
 FR	3	1	2	1	3	0	3	1	4	-7	44	44	10	-47
 HR	1	0	0	-1	2	2	1	1	12	-3	48	48	8	-51
 IT	2	0	1	0	1	-1	1	-1	3	-5	51	51	20	-33
 CY	1	0	0	0	0	-1	0	0	6	4	54	54	11	-60
 LV	0	0	0	0	0	-1	0	-2	8	-1	20	20	41	-11
 LT	2	2	2	2	0	-1	0	-1	13	2	28	28	29	-36
 LU	2	0	3	1	2	0	1	0	13	0	15	15	15	-22
 HU	0	-1	0	0	1	1	0	0	3	0	50	50	18	-52
 MT	2	1	1	1	1	1	0	-1	4	-4	36	36	20	-44
 NL	1	0	2	1	1	0	1	0	7	0	20	20	21	-29
 AT	1	0	1	0	1	0	3	1	8	1	24	24	21	-28
 PL	0	-1	0	0	1	0	0	0	3	-3	58	58	13	-53
 PT	1	-2	2	0	1	0	2	2	5	0	56	56	15	-60
 RO	1	0	0	0	0	0	0	-1	6	0	50	50	13	-53
 SI	1	0	0	-1	0	-2	0	-1	6	-2	16	16	10	-44
 SK	0	0	0	-1	2	2	1	0	8	0	21	21	20	-24
 FI	0	-1	0	-1	1	1	1	0	6	-3	28	28	28	-30
 SE	3	-1	0	-1	0	-1	2	0	7	0	34	34	20	-35
 UK	3	0	2	1	4	2	2	0	7	-1	38	38	18	-41
 TR	1	-1	1	0	2	2	1	0	6	-4	65	65	9	-68
 MK	0	0	0	0	1	1	0	0	11	-10	35	35	26	-27
 IS	5	-1	0	0	1	0	1	1	6	1	32	32	29	-32
 ME	2	1	0	-1	2	2	2	0	18	-10	37	37	16	-33
 MD	2		0		0		0		14		25		26	

Q12B.1 Dans quel autre ou quels autres pays prévoyez-vous de passer des vacances en 2015 ? (NE PAS LIRE - PLUSIEURS RÉPONSES POSSIBLES)

Q12B.1 And in which other country or countries do you plan to take a holiday in 2015? (DO NOT READ OUT - MULTIPLE ANSWERS POSSIBLE)



































Q12B.1 Und in welchem anderen Land bzw. welchen anderen Ländern planen Sie darüber hinaus 2015 einen Urlaub zu verbringen? (NICHT VORLESEN - MEHRFACHNENNUNGEN MÖGLICH)

%	Dans l'UE28		Total 'Dans un autre pays hors de l'UE28'	
	Flash EB 414	Diff. Flash EB 392	Flash EB 414	Diff. Flash EB 392
	In the EU28		Total 'Outside the EU28'	
	Innerhalb der EU28		Gesamt 'Außerhalb der EU28'	
	Flash EB 414	Diff. Flash EB 392	Flash EB 414	Diff. Flash EB 392
 EU 28	25	<i>1</i>	11	<i>-1</i>
 BE	43	<i>6</i>	13	<i>-3</i>
 BG	24	<i>4</i>	10	<i>1</i>
 CZ	33	<i>2</i>	11	<i>4</i>
 DK	32	<i>3</i>	16	<i>4</i>
 DE	27	<i>0</i>	13	<i>0</i>
 EE	22	<i>1</i>	10	<i>-1</i>
 IE	36	<i>-4</i>	12	<i>3</i>
 EL	20	<i>8</i>	5	<i>0</i>
 ES	16	<i>2</i>	5	<i>-2</i>
 FR	25	<i>3</i>	15	<i>-3</i>
 HR	23	<i>2</i>	15	<i>-2</i>
 IT	16	<i>-10</i>	8	<i>-7</i>
 CY	19	<i>0</i>	7	<i>3</i>
 LV	31	<i>-1</i>	9	<i>-3</i>
 LT	20	<i>3</i>	18	<i>5</i>
 LU	52	<i>4</i>	20	<i>1</i>
 HU	22	<i>2</i>	4	<i>0</i>
 MT	33	<i>8</i>	8	<i>-2</i>
 NL	39	<i>5</i>	12	<i>1</i>
 AT	35	<i>2</i>	13	<i>1</i>
 PL	22	<i>0</i>	5	<i>-3</i>
 PT	17	<i>4</i>	11	<i>1</i>
 RO	26	<i>2</i>	7	<i>-1</i>
 SI	44	<i>15</i>	7	<i>-5</i>
 SK	41	<i>3</i>	11	<i>2</i>
 FI	30	<i>1</i>	9	<i>-3</i>
 SE	30	<i>5</i>	12	<i>-2</i>
 UK	26	<i>3</i>	16	<i>2</i>
 TR	15	<i>5</i>	11	<i>-2</i>
 MK	16	<i>-10</i>	12	<i>-10</i>
 IS	27	<i>2</i>	12	<i>0</i>
 ME	18	<i>0</i>	24	<i>-7</i>
 MD	35		16	

Q12T - Des vacances prises en 2015

Q12T - Holidays taken in 2015'



































Q12T - Urlaub in 2015

		En [NOTRE PAYS]		Autriche		Belgique		Bulgarie		Croatie		Chypre		République tchèque		Danemark	
		In [OUR COUNTRY]		Austria		Belgium		Bulgaria		Croatia		Cyprus		Czech Republic		Denmark	
		In [UNSEREM LAND]		Österreich		Belgien		Bulgarien		Kroatien		Zypern		Tschechische Republik		Dänemark	
%		Flash	Diff.	Flash	Diff.	Flash	Diff.	Flash	Diff.	Flash	Diff.	Flash	Diff.	Flash	Diff.	Flash	Diff.
		EB	Flash	EB	Flash	EB	Flash	EB	Flash	EB	Flash	EB	Flash	EB	Flash	EB	Flash
		414	392	414	392	414	392	414	392	414	392	414	392	414	392	414	392
	EU 28	51	1	3	0	1	0	1	0	3	0	1	1	1	0	1	0
	BE	18	2	4	0	0	0	0	-1	2	0	0	0	0	-1	1	1
	BG	66	-7	2	-1	0	-1	0	0	0	0	0	0	0	-2	0	0
	CZ	43	-1	7	1	0	0	2	1	13	-4	0	0	0	0	1	1
	DK	35	10	5	0	1	0	1	0	1	0	0	-1	2	2	0	0
	DE	37	-1	11	0	1	0	1	1	3	0	1	0	1	0	2	1
	EE	40	-1	1	-2	0	0	2	2	2	-2	1	0	2	0	0	-2
	IE	34	2	0	-1	1	1	0	-1	1	0	0	-1	0	-1	0	-1
	EL	76	-8	1	1	1	1	1	0	0	0	1	0	0	0	0	0
	ES	69	-1	1	1	1	1	0	0	1	1	0	0	1	1	0	0
	FR	68	13	1	0	2	0	0	0	1	0	0	0	0	0	0	0
	HR	77	-3	4	0	1	0	0	0	0	0	0	0	2	1	0	0
	IT	58	-4	2	1	1	1	0	0	2	0	0	0	0	-1	0	0
	CY	27	2	0	0	1	0	1	0	1	1	0	0	1	0	0	0
	LV	34	-1	2	-3	1	0	0	-1	2	-1	0	0	3	1	2	1
	LT	54	9	3	2	0	-1	1	0	2	1	0	0	2	1	1	0
	LU	7	4	10	0	8	1	0	0	1	-1	0	-1	0	0	0	-1
	HU	61	-5	4	-1	0	0	2	2	11	2	0	0	1	0	0	-1
	MT	20	9	2	0	1	0	1	1	2	1	2	1	0	-1	0	-2
	NL	29	4	6	1	8	3	0	0	3	1	0	0	1	0	1	0
	AT	36	-4	0	0	0	0	0	-1	15	4	0	-1	1	0	0	-1
	PL	62	2	2	1	1	0	2	-1	5	-2	0	0	3	2	0	0
	PT	65	0	1	1	1	0	0	0	0	0	0	0	0	0	0	0
	RO	58	6	3	0	0	-1	4	2	1	0	1	0	0	0	0	-1
	SI	48	18	13	7	2	2	1	0	61	10	2	1	1	0	0	0
	SK	37	-3	7	3	1	1	5	0	23	0	1	0	11	2	0	-1
	FI	53	8	1	-1	0	0	0	0	2	0	0	0	1	0	1	0
	SE	52	6	2	1	0	0	0	0	2	-1	0	0	1	0	6	2
	UK	37	-2	1	0	1	0	0	-1	1	0	2	0	0	-1	0	0
	TR	76	6	1	-1	1	1	2	2	0	0	2	1	0	0	0	0
	MK	32	-1	1	0	2	1	9	-3	2	-4	0	0	0	0	0	0
	IS	21	-12	2	-1	0	-1	0	0	0	-1	0	0	1	1	9	-1
	ME	49	-3	4	1	0	0	0	0	6	2	0	0	1	0	1	0
	MD	0		1		1		17		0		1		0		0	

Q12T - Des vacances prises en 2015

Q12T - Holidays taken in 2015'



































Q12T - Urlaub in 2015

		Estonie		Finlande		France		Allemagne		Grèce		Hongrie		Irlande		Italie	
		Estonia		Finland		France		Germany		Greece		Hungary		Ireland		Italy	
		Estland		Finnland		Frankreich		Deutschland		Griechen- land		Ungarn		Irland		Italien	
%		Flash EB 414	Diff. Flash EB 392	Flash EB 414	Diff. Flash EB 392	Flash EB 414	Diff. Flash EB 392	Flash EB 414	Diff. Flash EB 392	Flash EB 414	Diff. Flash EB 392	Flash EB 414	Diff. Flash EB 392	Flash EB 414	Diff. Flash EB 392	Flash EB 414	Diff. Flash EB 392
	EU 28	0	<i>0</i>	0	<i>0</i>	7	<i>0</i>	4	<i>0</i>	5	<i>1</i>	1	<i>0</i>	1	<i>0</i>	9	<i>1</i>
	BE	0	<i>0</i>	0	<i>0</i>	36	<i>3</i>	8	<i>2</i>	6	<i>1</i>	1	<i>1</i>	1	<i>0</i>	14	<i>-1</i>
	BG	0	<i>0</i>	0	<i>0</i>	2	<i>0</i>	3	<i>-1</i>	22	<i>5</i>	0	<i>0</i>	0	<i>0</i>	4	<i>-1</i>
	CZ	0	<i>0</i>	0	<i>0</i>	5	<i>-2</i>	5	<i>1</i>	6	<i>1</i>	3	<i>1</i>	0	<i>0</i>	12	<i>-1</i>
	DK	0	<i>0</i>	0	<i>-1</i>	8	<i>0</i>	11	<i>-2</i>	6	<i>1</i>	1	<i>0</i>	0	<i>-1</i>	10	<i>0</i>
	DE	0	<i>0</i>	0	<i>0</i>	6	<i>-1</i>	0	<i>0</i>	4	<i>1</i>	1	<i>0</i>	1	<i>0</i>	14	<i>2</i>
	EE	0	<i>0</i>	12	<i>1</i>	3	<i>0</i>	4	<i>0</i>	1	<i>0</i>	0	<i>-1</i>	0	<i>0</i>	5	<i>2</i>
	IE	0	<i>0</i>	0	<i>0</i>	10	<i>-4</i>	3	<i>-1</i>	3	<i>0</i>	1	<i>1</i>	0	<i>0</i>	8	<i>-1</i>
	EL	0	<i>0</i>	0	<i>0</i>	4	<i>0</i>	7	<i>4</i>	0	<i>0</i>	1	<i>1</i>	0	<i>0</i>	8	<i>3</i>
	ES	0	<i>0</i>	0	<i>0</i>	9	<i>1</i>	2	<i>-1</i>	1	<i>0</i>	1	<i>1</i>	1	<i>0</i>	7	<i>1</i>
	FR	0	<i>0</i>	0	<i>0</i>	0	<i>0</i>	3	<i>1</i>	3	<i>1</i>	0	<i>0</i>	1	<i>-1</i>	12	<i>2</i>
	HR	0	<i>0</i>	0	<i>0</i>	3	<i>0</i>	10	<i>4</i>	2	<i>1</i>	4	<i>2</i>	0	<i>0</i>	8	<i>3</i>
	IT	0	<i>0</i>	0	<i>0</i>	6	<i>-5</i>	4	<i>0</i>	4	<i>-1</i>	0	<i>0</i>	1	<i>0</i>	0	<i>0</i>
	CY	0	<i>0</i>	0	<i>0</i>	2	<i>-4</i>	3	<i>1</i>	48	<i>6</i>	2	<i>1</i>	0	<i>-1</i>	11	<i>6</i>
	LV	8	<i>1</i>	4	<i>-1</i>	4	<i>1</i>	6	<i>-4</i>	1	<i>0</i>	1	<i>0</i>	2	<i>1</i>	7	<i>1</i>
	LT	1	<i>0</i>	0	<i>0</i>	3	<i>-2</i>	3	<i>-3</i>	4	<i>2</i>	0	<i>0</i>	1	<i>-1</i>	6	<i>1</i>
	LU	0	<i>0</i>	0	<i>0</i>	33	<i>4</i>	13	<i>-2</i>	5	<i>1</i>	1	<i>0</i>	1	<i>1</i>	20	<i>4</i>
	HU	0	<i>0</i>	0	<i>0</i>	2	<i>1</i>	7	<i>3</i>	6	<i>-1</i>	0	<i>0</i>	1	<i>1</i>	9	<i>2</i>
	MT	0	<i>0</i>	0	<i>0</i>	7	<i>-5</i>	2	<i>-3</i>	3	<i>1</i>	0	<i>0</i>	3	<i>1</i>	25	<i>1</i>
	NL	0	<i>0</i>	0	<i>0</i>	18	<i>2</i>	15	<i>2</i>	5	<i>2</i>	1	<i>0</i>	1	<i>1</i>	14	<i>3</i>
	AT	0	<i>0</i>	0	<i>-1</i>	4	<i>-1</i>	13	<i>1</i>	9	<i>3</i>	2	<i>0</i>	2	<i>1</i>	22	<i>2</i>
	PL	0	<i>0</i>	0	<i>0</i>	2	<i>-1</i>	7	<i>3</i>	6	<i>2</i>	1	<i>0</i>	0	<i>-1</i>	7	<i>0</i>
	PT	0	<i>0</i>	0	<i>0</i>	9	<i>2</i>	1	<i>0</i>	1	<i>1</i>	0	<i>0</i>	1	<i>1</i>	4	<i>1</i>
	RO	0	<i>0</i>	0	<i>0</i>	7	<i>1</i>	6	<i>1</i>	14	<i>3</i>	2	<i>1</i>	0	<i>0</i>	14	<i>2</i>
	SI	0	<i>0</i>	1	<i>1</i>	4	<i>1</i>	3	<i>0</i>	4	<i>1</i>	2	<i>0</i>	1	<i>1</i>	7	<i>0</i>
	SK	0	<i>0</i>	1	<i>1</i>	5	<i>0</i>	3	<i>1</i>	9	<i>2</i>	5	<i>1</i>	1	<i>1</i>	11	<i>0</i>
	FI	15	<i>2</i>	0	<i>0</i>	2	<i>-2</i>	5	<i>-1</i>	4	<i>-1</i>	1	<i>0</i>	1	<i>1</i>	6	<i>1</i>
	SE	0	<i>0</i>	3	<i>0</i>	7	<i>1</i>	7	<i>2</i>	5	<i>-1</i>	1	<i>1</i>	0	<i>-1</i>	6	<i>-1</i>
	UK	0	<i>0</i>	0	<i>0</i>	9	<i>0</i>	4	<i>1</i>	6	<i>1</i>	0	<i>-1</i>	2	<i>0</i>	7	<i>2</i>
	TR	0	<i>0</i>	0	<i>0</i>	5	<i>1</i>	5	<i>0</i>	1	<i>-2</i>	0	<i>0</i>	0	<i>0</i>	5	<i>2</i>
	MK	0	<i>0</i>	0	<i>0</i>	2	<i>1</i>	4	<i>-3</i>	22	<i>2</i>	0	<i>-1</i>	0	<i>0</i>	5	<i>-2</i>
	IS	0	<i>0</i>	1	<i>0</i>	3	<i>-2</i>	8	<i>2</i>	3	<i>2</i>	0	<i>0</i>	1	<i>1</i>	6	<i>1</i>
	ME	0	<i>0</i>	0	<i>-1</i>	3	<i>-1</i>	5	<i>2</i>	6	<i>-1</i>	2	<i>2</i>	0	<i>0</i>	6	<i>1</i>
	MD	0	<i>0</i>	0	<i>0</i>	10	<i>0</i>	8	<i>0</i>	10	<i>0</i>	0	<i>0</i>	0	<i>0</i>	22	<i>0</i>

Q12T - Des vacances prises en 2015

Q12T - Holidays taken in 2015'



































Q12T - Urlaub in 2015

		Lettonie		Lituanie		Luxembourg		Malte		Pays-Bas		Pologne		Portugal		Roumanie	
		Latvia		Lithuania		Luxembourg		Malta		Netherlands		Poland		Portugal		Romania	
		Lettland		Litauen		Luxemburg		Malta		Niederlande		Polen		Portugal		Rumänien	
%		Flash EB 414	Diff. Flash EB 392	Flash EB 414	Diff. Flash EB 392	Flash EB 414	Diff. Flash EB 392	Flash EB 414	Diff. Flash EB 392	Flash EB 414	Diff. Flash EB 392	Flash EB 414	Diff. Flash EB 392	Flash EB 414	Diff. Flash EB 392	Flash EB 414	Diff. Flash EB 392
	EU 28	0	0	0	0	0	0	0	0	2	0	1	0	2	0	1	1
	BE	0	0	0	0	1	0	1	1	7	1	0	-1	4	0	1	1
	BG	0	0	0	0	0	0	0	0	1	1	0	0	1	1	0	-1
	CZ	0	0	0	0	0	0	0	0	1	0	2	1	0	0	0	0
	DK	0	0	0	0	0	0	1	1	3	2	2	1	2	1	0	0
	DE	0	0	0	0	0	0	0	0	4	2	2	0	1	0	0	0
	EE	6	-1	4	0	0	0	0	0	0	-2	2	0	2	2	0	0
	IE	0	0	0	0	0	0	1	0	1	-1	1	0	6	0	0	0
	EL	0	0	0	0	0	0	0	0	1	0	0	0	0	0	0	0
	ES	0	0	0	0	0	0	0	0	1	0	0	-1	4	0	1	0
	FR	0	0	0	0	0	0	0	0	1	-1	0	0	5	1	0	0
	HR	0	0	0	0	0	0	0	0	1	1	0	0	1	0	0	0
	IT	0	0	0	0	0	0	0	0	1	-1	1	0	1	0	1	0
	CY	0	0	0	0	0	0	0	0	2	2	0	-1	0	0	1	0
	LV	0	0	7	-1	0	0	0	0	1	0	2	0	2	1	0	0
	LT	9	4	0	0	0	0	1	1	1	1	3	1	1	0	0	-1
	LU	0	-1	0	0	0	0	0	0	3	-2	1	1	17	2	0	0
	HU	0	0	0	0	0	0	0	0	1	-1	2	1	0	0	8	2
	MT	0	-1	0	0	0	-1	0	0	2	-2	1	1	0	-1	0	-1
	NL	0	0	1	1	1	0	0	0	0	0	1	0	3	0	0	0
	AT	0	0	0	0	0	0	1	1	2	1	0	0	1	0	0	-1
	PL	0	0	0	0	1	1	0	0	1	-1	0	0	1	0	1	1
	PT	0	0	0	0	1	1	0	0	1	1	0	0	0	0	0	0
	RO	0	0	0	0	0	0	0	0	0	-1	0	0	0	-1	0	0
	SI	0	0	1	1	0	0	0	0	1	0	0	0	0	-1	0	0
	SK	0	0	1	1	0	0	1	1	1	0	2	0	0	-1	0	-1
	FI	1	0	0	0	0	0	0	0	0	-1	1	1	2	0	0	0
	SE	0	0	0	0	0	0	0	-1	1	0	1	0	2	1	0	0
	UK	0	0	0	0	0	0	1	0	4	2	0	-2	3	-1	0	0
	TR	0	0	0	0	0	0	0	0	2	1	0	0	0	0	0	0
	MK	0	0	0	0	0	0	0	0	0	-1	1	1	1	0	0	0
	IS	0	0	0	0	0	0	1	1	2	0	0	-1	1	-1	0	0
	ME	1	1	0	0	0	0	0	0	3	2	0	-1	3	3	0	0
	MD	0		0		0		0		1		1		2		26	

Q12T - Des vacances prises en 2015

Q12T - Holidays taken in 2015'



































Q12T - Urlaub in 2015

		Slovaquie		Slovénie		Espagne		Suède		Royaume Uni	
		Slovakia		Slovenia		Spain		Sweden		United Kingdom	
		Slowakei		Slowenien		Spanien		Schweden		Großbritannien	
%		Flash EB 414	Diff. Flash EB 392	Flash EB 414	Diff. Flash EB 392	Flash EB 414	Diff. Flash EB 392	Flash EB 414	Diff. Flash EB 392	Flash EB 414	Diff. Flash EB 392
 EU 28		1	0	0	0	11	0	1	0	4	0
 BE		0	0	0	0	21	2	1	1	4	1
 BG		0	0	0	0	4	1	1	1	3	1
 CZ		13	2	0	0	6	0	1	0	2	0
 DK		0	0	0	0	16	2	8	0	6	-1
 DE		0	0	0	0	13	0	1	0	2	-1
 EE		1	1	1	1	7	2	6	-7	3	-2
 IE		0	0	0	-1	28	3	1	1	23	-3
 EL		0	0	0	0	4	0	0	0	5	1
 ES		0	0	0	0	0	0	0	-1	6	1
 FR		0	0	0	0	15	0	1	0	4	0
 HR		1	0	4	-3	2	-1	1	0	2	1
 IT		0	0	0	-1	8	-3	0	0	4	-3
 CY		0	0	0	0	2	-1	0	0	8	-8
 LV		1	0	0	0	7	0	9	5	10	1
 LT		0	-1	0	0	5	-3	1	-1	5	-1
 LU		0	0	0	0	20	3	1	0	5	2
 HU		1	-1	0	-1	3	-1	0	-1	1	-1
 MT		0	-1	1	-2	8	3	2	1	32	7
 NL		0	0	0	0	14	1	1	0	5	1
 AT		0	0	1	-1	10	4	1	-1	4	0
 PL		1	0	0	0	5	-1	1	0	5	2
 PT		0	0	0	0	12	2	0	-1	4	0
 RO		0	0	0	0	8	-1	0	0	2	-1
 SI		1	0	0	0	2	0	0	0	1	-1
 SK		0	0	1	0	3	-2	0	-1	1	-2
 FI		0	0	0	0	10	-2	11	-1	5	2
 SE		0	0	0	0	15	3	0	0	10	4
 UK		0	0	0	0	20	1	0	-1	0	0
 TR		0	0	0	0	3	1	0	-1	2	0
 MK		0	0	3	2	2	-2	0	-1	0	0
 IS		1	1	0	0	17	1	9	5	12	4
 ME		0	0	2	0	4	0	0	-1	1	-1
 MD		0		0		3		0		1	

Q12T - Des vacances prises en 2015

Q12T - Holidays taken in 2015'



































Q12T - Urlaub in 2015

	%	Aux USA ou au Canada		Dans les Caraïbes / Amérique Centrale ou du Sud		En Afrique du Nord / Moyen orient		En Asie / Océanie		Autre		Ne sait pas		Dans l'UE28		Total 'Dans un autre pays hors de l'UE28'	
		USA or Canada		The Caribbean, Central or South America		North Africa/The Middle East		Asia/Oceania		Other		Don't know		In the EU28		Total 'Outside the EU28'	
		USA oder Kanada		Karibik, Mittel- oder Südamerika		Nordafrika/ Naher Osten		Asien/ Ozeanien		Sonstiges		Weiß nicht		Innerhalb der EU28		Gesamt 'Außerhalb der EU28'	
		Flash EB 414	Diff. Flash EB 392	Flash EB 414	Diff. Flash EB 392	Flash EB 414	Diff. Flash EB 392	Flash EB 414	Diff. Flash EB 392	Flash EB 414	Diff. Flash EB 392	Flash EB 414	Diff. Flash EB 392	Flash EB 414	Diff. Flash EB 392	Flash EB 414	Diff. Flash EB 392
 EU 28		5	0	3	0	4	1	4	0	11	-2	11	-3	43	1	24	0
 BE		3	-2	2	-1	4	-1	5	0	16	0	11	-5	73	5	28	-2
 BG		0	-1	0	0	0	-1	4	3	14	3	8	1	38	4	19	5
 CZ		2	0	2	1	3	1	4	0	14	4	14	-1	53	1	22	6
 DK		9	1	2	1	5	2	5	-3	15	1	13	-3	58	3	30	-1
 DE		5	0	2	-1	3	-1	5	0	19	3	14	-4	52	3	30	2
 EE		2	-1	1	1	3	2	8	4	16	-4	15	0	48	5	27	1
 IE		14	-3	4	3	2	-1	5	2	8	1	10	-3	63	-4	27	-1
 EL		1	-1	1	0	0	-1	1	0	6	2	7	2	29	8	8	0
 ES		3	0	3	-1	2	1	3	2	5	-1	8	-1	29	1	14	0
 FR		7	1	5	3	7	2	6	1	9	-9	6	-6	38	2	29	-1
 HR		2	1	0	-2	2	1	1	1	17	-2	6	1	37	6	23	2
 IT		5	0	4	0	3	-2	3	-1	7	-4	14	2	30	-8	20	-4
 CY		5	2	1	-1	0	-1	0	-1	12	5	9	-3	67	-1	17	5
 LV		1	1	1	1	1	-1	3	0	13	-8	16	2	54	1	18	-7
 LT		3	2	2	1	1	-1	2	0	20	1	10	-4	44	4	25	0
 LU		6	-3	7	3	4	0	3	-1	17	-1	11	-3	81	5	29	-5
 HU		1	0	1	1	2	1	1	1	5	-1	10	1	44	5	8	0
 MT		5	2	1	-1	3	2	4	1	7	-4	12	-3	70	-2	17	0
 NL		3	-1	5	1	3	0	4	-1	16	2	15	-9	64	8	27	0
 AT		5	1	3	-2	5	1	6	0	13	1	14	-4	62	6	28	0
 PL		1	-1	0	0	3	1	2	1	6	-5	9	-2	35	-2	10	-6
 PT		2	-3	5	-1	3	1	2	1	10	1	11	-1	30	5	19	2
 RO		1	-1	1	1	1	0	1	0	10	0	7	-6	47	5	13	0
 SI		2	0	0	-3	2	-1	0	-2	10	-3	8	-8	80	18	13	-7
 SK		0	-1	1	0	4	3	1	-1	13	0	14	-7	65	7	19	3
 FI		3	-2	1	0	2	1	5	-1	10	-4	16	-3	46	0	19	-4
 SE		9	-1	1	-1	2	0	4	-3	11	0	14	-1	50	4	24	-4
 UK		12	1	6	1	11	5	7	2	11	-3	13	-1	46	1	38	4
 TR		2	-1	2	1	5	4	2	1	9	-9	5	-3	23	3	18	-4
 MK		1	0	0	0	1	1	1	1	31	-8	19	10	43	-6	33	-6
 IS		14	-4	1	0	1	0	4	2	12	2	16	-2	56	8	29	1
 ME		5	3	0	-2	8	7	4	0	30	-14	10	0	33	3	44	-6
 MD		3		0		0		1		40		8		71		43	

Q12A.2 Dans quel pays prévoyez-vous de passer vos principales vacances en 2015 ? Par "principales vacances", nous pensons aux vacances qui seront les plus importantes pour vous en 2015. (NE PAS LIRE)

Q12A.2 In which country do you plan to spend your main holiday in 2015? By 'main holiday' we mean the holiday that will be the most important for you in 2015. (DO NOT READ OUT)

Q12A.2 In welchem Land planen Sie 2015 Ihren Haupturlaub zu verbringen? Mit 'Haupturlaub' meinen wir den Urlaub, der für Sie im Jahr 2015 am wichtigsten sein wird. (NICHT VORLESEN)

		Autriche		Belgique		Bulgarie		Croatie		Chypre		République tchèque		Danemark	
		Austria		Belgium		Bulgaria		Croatia		Cyprus		Czech Republic		Denmark	
		Österreich		Belgien		Bulgarien		Kroatien		Zypern		Tschechische Republik		Dänemark	
%		Flash EB 414	Diff. Flash EB 392	Flash EB 414	Diff. Flash EB 392	Flash EB 414	Diff. Flash EB 392	Flash EB 414	Diff. Flash EB 392	Flash EB 414	Diff. Flash EB 392	Flash EB 414	Diff. Flash EB 392	Flash EB 414	Diff. Flash EB 392
 EU 28		2	0	1	1	1	0	2	-1	0	0	1	0	1	1
 BE		2	0	11	2	0	0	1	0	0	0	0	0	1	1
 BG		0	-1	0	0	61	-5	0	0	0	0	0	-1	0	0
 CZ		3	1	0	0	2	1	9	-1	0	0	34	-1	0	0
 DK		2	0	1	1	1	0	1	1	0	0	1	1	25	7
 DE		5	1	0	0	1	1	2	0	1	1	0	0	1	0
 EE		1	-1	0	0	1	1	0	-2	1	0	2	1	0	0
 IE		0	-1	0	0	0	0	0	-1	0	0	0	0	0	0
 EL		0	0	0	0	1	0	0	0	0	0	0	0	0	0
 ES		1	1	0	0	0	0	0	0	0	0	0	0	0	0
 FR		0	-1	1	1	0	0	0	0	0	0	0	0	0	0
 HR		1	1	0	0	0	0	66	-9	0	0	1	1	0	0
 IT		0	0	0	0	0	0	1	0	0	0	0	0	0	0
 CY		0	0	0	-1	1	0	0	0	17	1	0	-1	0	0
 LV		1	-3	0	-1	0	-1	2	0	0	0	2	2	0	0
 LT		1	1	0	-1	1	0	2	2	0	0	1	1	1	0
 LU		5	2	2	1	0	0	1	0	0	0	0	0	0	0
 HU		2	0	0	0	1	1	6	1	0	0	0	0	0	0
 MT		0	-1	0	0	1	1	1	0	1	0	0	-1	0	-1
 NL		2	0	2	1	0	0	3	1	0	0	0	0	0	-1
 AT		21	-3	0	0	0	-1	8	1	0	0	0	-1	0	0
 PL		1	1	0	0	1	0	3	-1	0	0	0	0	0	0
 PT		0	0	1	1	0	0	0	0	0	0	0	0	0	0
 RO		1	0	0	0	2	1	0	0	1	1	0	0	0	0
 SI		4	3	0	0	1	0	45	5	0	0	1	0	0	0
 SK		2	2	0	0	2	0	16	2	0	-1	3	-1	0	0
 FI		1	0	0	0	0	0	2	1	0	0	0	0	0	0
 SE		1	0	0	0	0	0	1	-1	0	0	0	-1	1	0
 UK		0	0	0	-1	0	0	1	0	1	0	0	0	0	0
 TR		0	-1	0	0	1	1	0	0	1	0	0	0	0	0
 MK		1	0	1	1	5	0	2	-1	0	0	0	0	0	0
 IS		1	0	0	0	0	0	0	-1	0	0	1	1	5	1
 ME		3	2	0	0	0	0	2	1	0	0	0	0	0	0
 MD		0		1		12		0		0		0		0	

Q12A.2 Dans quel pays prévoyez-vous de passer vos principales vacances en 2015 ? Par "principales vacances", nous pensons aux vacances qui seront les plus importantes pour vous en 2015. (NE PAS LIRE)

Q12A.2 In which country do you plan to spend your main holiday in 2015? By 'main holiday' we mean the holiday that will be the most important for you in 2015. (DO NOT READ OUT)



































Q12A.2 In welchem Land planen Sie 2015 Ihren Haupturlaub zu verbringen? Mit 'Haupturlaub' meinen wir den Urlaub, der für Sie im Jahr 2015 am wichtigsten sein wird. (NICHT VORLESEN)

		Estonie		Finlande		France		Allemagne		Grèce		Hongrie		Irlande		Italie	
		Estonia		Finland		France		Germany		Greece		Hungary		Ireland		Italy	
		Estland		Finnland		Frankreich		Deutschland		Griechenland		Ungarn		Irland		Italien	
%		Flash	Diff.	Flash	Diff.	Flash	Diff.	Flash	Diff.	Flash	Diff.	Flash	Diff.	Flash	Diff.	Flash	Diff.
		EB	Flash	EB	Flash	EB	Flash	EB	Flash	EB	Flash	EB	Flash	EB	Flash	EB	Flash
		414	EB	414	EB	414	EB	414	EB	414	EB	414	EB	414	EB	414	EB
		392	EB	392	EB	392	EB	392	EB	392	EB	392	EB	392	EB	392	EB
	EU 28	0	0	1	0	10	1	6	0	5	1	1	0	1	0	10	0
	BE	0	0	0	0	23	1	2	1	4	1	0	0	0	0	6	-1
	BG	0	0	0	0	1	0	1	-2	11	3	0	0	0	0	2	-1
	CZ	0	0	0	0	2	-1	1	0	4	0	1	1	0	0	5	-2
	DK	0	0	0	0	5	1	4	-2	4	0	0	-1	0	0	5	-1
	DE	0	0	0	0	4	1	27	0	3	1	1	0	1	1	7	0
	EE	25	-3	7	2	3	2	3	2	1	0	0	-1	0	0	4	2
	IE	0	0	0	0	5	-3	1	0	1	-1	0	0	23	5	7	3
	EL	0	0	0	0	2	0	3	2	74	-7	0	0	0	0	3	1
	ES	0	0	0	0	5	1	1	-1	0	-1	0	0	0	0	3	0
	FR	0	0	0	0	56	7	1	0	1	0	0	0	0	0	4	0
	HR	0	0	0	0	1	0	4	2	1	0	2	1	0	0	3	2
	IT	0	0	0	0	3	-2	2	1	2	-1	0	0	0	0	52	-2
	CY	0	0	0	0	1	-3	2	1	39	6	1	0	0	-1	7	4
	LV	1	-2	1	-2	1	-1	4	0	1	0	1	1	1	0	4	1
	LT	0	0	0	0	2	0	2	-2	3	2	0	0	0	-1	4	1
	LU	0	0	0	0	18	1	4	0	3	2	0	-1	0	0	12	2
	HU	0	0	0	0	1	0	4	2	4	-1	52	-6	1	1	5	2
	MT	0	0	0	0	4	-4	2	-1	2	1	0	0	2	0	16	-2
	NL	0	0	0	0	11	0	5	1	4	2	1	0	1	1	9	1
	AT	0	0	0	-1	1	-1	4	1	6	2	1	1	1	0	12	2
	PL	0	0	0	0	1	-1	3	1	4	2	0	0	0	-1	4	0
	PT	0	0	0	0	5	1	0	-1	1	1	0	0	0	0	2	0
	RO	0	0	0	0	4	1	4	2	9	2	1	1	0	0	6	0
	SI	0	0	0	0	2	1	0	0	2	0	1	1	0	0	3	1
	SK	0	0	0	0	4	2	1	0	6	1	1	-1	0	0	7	1
	FI	4	1	43	7	1	0	2	0	3	0	0	0	0	0	2	-1
	SE	0	0	2	1	3	0	2	0	3	-1	0	0	0	0	3	-1
	UK	0	0	0	0	4	1	1	0	4	1	0	0	1	1	3	0
	TR	0	0	0	0	1	0	2	-1	0	-1	0	0	0	0	2	0
	MK	0	0	0	0	1	1	2	-3	17	4	0	0	0	0	3	-2
	IS	0	0	0	-1	1	-1	5	3	2	1	0	0	0	0	4	1
	ME	0	0	0	0	1	-1	3	2	3	-1	0	0	0	0	3	1
	MD	0		0		4		3		5		0		0		15	

Q12A.2 Dans quel pays prévoyez-vous de passer vos principales vacances en 2015 ? Par "principales vacances", nous pensons aux vacances qui seront les plus importantes pour vous en 2015. (NE PAS LIRE)

Q12A.2 In which country do you plan to spend your main holiday in 2015? By 'main holiday' we mean the holiday that will be the most important for you in 2015. (DO NOT READ OUT)



































Q12A.2 In welchem Land planen Sie 2015 Ihren Haupturlaub zu verbringen? Mit 'Haupturlaub' meinen wir den Urlaub, der für Sie im Jahr 2015 am wichtigsten sein wird. (NICHT VORLESEN)

		Lettonie		Lituanie		Luxembourg		Malte		Pays-Bas		Pologne		Portugal		Roumanie	
		Latvia		Lithuania		Luxembourg		Malta		Netherlands		Poland		Portugal		Romania	
		Lettland		Litauen		Luxemburg		Malta		Niederlande		Polen		Portugal		Rumänien	
%		Flash EB 414	Diff. Flash EB 392	Flash EB 414	Diff. Flash EB 392	Flash EB 414	Diff. Flash EB 392	Flash EB 414	Diff. Flash EB 392	Flash EB 414	Diff. Flash EB 392	Flash EB 414	Diff. Flash EB 392	Flash EB 414	Diff. Flash EB 392	Flash EB 414	Diff. Flash EB 392
	EU 28	0	0	0	0	0	0	0	0	1	0	5	0	2	0	3	1
	BE	0	0	0	0	0	-1	0	0	1	-1	0	0	2	0	0	0
	BG	0	0	0	0	0	0	0	0	1	1	0	0	1	1	0	0
	CZ	0	0	0	0	0	0	0	0	0	0	1	1	0	0	0	0
	DK	0	0	0	0	0	0	1	1	1	1	1	1	0	-1	0	0
	DE	0	0	0	0	0	0	0	0	2	1	1	0	0	-1	0	0
	EE	2	-1	2	1	0	0	0	0	0	-1	0	0	2	2	0	0
	IE	0	0	0	0	0	0	1	0	0	-1	0	-1	4	1	0	0
	EL	0	0	0	0	0	0	0	0	0	-1	0	0	0	0	0	0
	ES	0	0	0	0	0	0	0	0	0	0	0	-1	2	1	1	0
	FR	0	0	0	0	0	0	0	0	0	-1	0	0	3	1	0	0
	HR	0	0	0	0	0	0	0	0	1	1	0	0	0	-1	0	0
	IT	0	0	0	0	0	0	0	0	0	0	0	0	1	1	0	-1
	CY	0	0	0	0	0	0	0	0	2	2	0	0	0	0	1	0
	LV	33	5	1	-2	0	0	0	0	1	1	2	1	1	0	0	0
	LT	4	2	45	6	0	0	1	1	1	1	1	-1	1	1	0	0
	LU	0	0	0	0	2	1	0	0	1	-1	0	0	13	1	0	0
	HU	0	0	0	0	0	0	0	0	1	0	0	0	0	0	5	2
	MT	0	0	0	0	0	-1	16	7	2	-1	1	1	0	-1	0	-1
	NL	0	0	1	1	0	0	0	0	16	1	1	1	1	0	0	0
	AT	0	0	0	0	0	0	0	0	1	1	0	0	1	1	0	0
	PL	0	0	0	0	0	0	0	0	0	-1	59	5	0	0	0	0
	PT	0	0	0	0	0	0	0	0	0	0	0	0	61	0	0	0
	RO	0	0	0	0	0	0	0	0	0	0	0	0	0	-1	53	3
	SI	0	0	0	0	0	0	0	0	0	0	0	0	0	-1	0	0
	SK	0	0	0	0	0	0	1	1	0	0	0	0	0	0	0	0
	FI	0	0	0	0	0	0	0	0	0	-1	1	1	1	0	0	0
	SE	0	0	0	0	0	0	0	0	1	1	0	0	1	1	0	0
	UK	0	0	0	0	0	0	0	0	1	0	0	-1	1	-1	0	0
	TR	0	0	0	0	0	0	0	0	1	1	0	0	0	0	0	0
	MK	0	0	0	0	0	0	0	0	0	0	1	1	0	-1	0	0
	IS	0	0	0	0	0	0	1	1	2	1	0	0	1	0	0	0
	ME	0	0	0	0	0	0	0	0	2	1	0	-1	1	1	0	0
	MD	0		0		0		0		1		0		1		19	

Q12A.2 Dans quel pays prévoyez-vous de passer vos principales vacances en 2015 ? Par "principales vacances", nous pensons aux vacances qui seront les plus importantes pour vous en 2015. (NE PAS LIRE)

Q12A.2 In which country do you plan to spend your main holiday in 2015? By 'main holiday' we mean the holiday that will be the most important for you in 2015. (DO NOT READ OUT)



































Q12A.2 In welchem Land planen Sie 2015 Ihren Haupturlaub zu verbringen? Mit 'Haupturlaub' meinen wir den Urlaub, der für Sie im Jahr 2015 am wichtigsten sein wird. (NICHT VORLESEN)

		Slovaquie		Slovénie		Espagne		Suède		Royaume Uni	
		Slovakia		Slovenia		Spain		Sweden		United Kingdom	
		Slowakei		Slowenien		Spanien		Schweden		Großbritannien	
%		Flash EB 414	Diff. Flash EB 392	Flash EB 414	Diff. Flash EB 392	Flash EB 414	Diff. Flash EB 392	Flash EB 414	Diff. Flash EB 392	Flash EB 414	Diff. Flash EB 392
	EU 28	0	-1	0	0	12	0	1	0	5	0
	BE	0	0	0	0	13	1	0	0	1	0
	BG	0	0	0	0	2	1	0	0	1	0
	CZ	4	0	0	0	3	-1	0	0	0	-1
	DK	0	0	0	0	10	0	3	-1	2	-1
	DE	0	0	0	0	8	0	0	-1	1	0
	EE	0	0	0	0	3	0	2	-7	3	0
	IE	0	0	0	0	20	1	0	0	5	-1
	EL	0	0	0	0	2	0	0	0	1	0
	ES	0	0	0	0	63	-1	0	0	3	0
	FR	0	0	0	0	6	-1	0	0	1	-1
	HR	1	1	1	-2	0	-1	0	-1	1	0
	IT	0	0	0	0	5	0	0	0	2	-1
	CY	0	0	0	0	2	-1	0	0	5	-8
	LV	0	-1	0	0	6	2	5	2	6	1
	LT	0	0	0	0	3	-4	1	0	3	-2
	LU	0	0	0	0	10	1	0	-1	1	-1
	HU	0	-1	0	-1	1	-2	0	0	1	0
	MT	0	0	0	-1	5	1	1	0	23	5
	NL	0	0	0	0	8	2	0	-1	2	1
	AT	0	0	0	-1	7	3	0	-1	2	1
	PL	0	0	0	0	3	-1	1	0	2	0
	PT	0	0	0	0	5	0	0	0	1	-2
	RO	0	0	0	0	4	-1	0	0	1	0
	SI	0	-1	24	1	2	2	0	0	1	0
	SK	27	-1	0	0	2	0	0	0	0	-1
	FI	0	0	0	0	7	-1	1	-2	3	2
	SE	0	0	0	0	9	2	40	3	2	0
	UK	0	0	0	0	11	-1	0	0	26	-1
	TR	0	0	0	0	1	0	0	-1	2	1
	MK	0	0	1	1	1	0	0	-1	0	0
	IS	0	0	0	0	13	1	4	2	6	3
	ME	0	0	1	0	3	1	0	0	0	-2
	MD	0		0		2		0		0	

Q12A.2 Dans quel pays prévoyez-vous de passer vos principales vacances en 2015 ? Par "principales vacances", nous pensons aux vacances qui seront les plus importantes pour vous en 2015. (NE PAS LIRE)

Q12A.2 In which country do you plan to spend your main holiday in 2015? By 'main holiday' we mean the holiday that will be the most important for you in 2015. (DO NOT READ OUT)



































Q12A.2 In welchem Land planen Sie 2015 Ihren Haupturlaub zu verbringen? Mit 'Haupturlaub' meinen wir den Urlaub, der für Sie im Jahr 2015 am wichtigsten sein wird. (NICHT VORLESEN)

	%	Aux USA ou au Canada		Dans les Caraïbes / Amérique Centrale ou du Sud		En Afrique du Nord / Moyen orient		En Asie / Océanie		Autre		Ne sait pas		Dans l'UE28		Total 'Dans un autre pays hors de l'UE28'	
		USA or Canada		The Caribbean, Central or South America		North Africa/The Middle East		Asia/Oceania		Other		Don't know		In the EU28		Total 'Outside the EU28'	
		USA oder Kanada		Karibik, Mittel- oder Südamerika		Nordafrika/ Naher Osten		Asien/ Ozeanien		Sonstiges		Weiß nicht		Innerhalb der EU28		Gesamt 'Außerhalb der EU28'	
		Flash EB 414	Diff. Flash EB 392	Flash EB 414	Diff. Flash EB 392	Flash EB 414	Diff. Flash EB 392	Flash EB 414	Diff. Flash EB 392	Flash EB 414	Diff. Flash EB 392	Flash EB 414	Diff. Flash EB 392	Flash EB 414	Diff. Flash EB 392	Flash EB 414	Diff. Flash EB 392
 EU 28		3	-1	2	0	3	1	3	1	6	0	11	-3	72	2	17	1
 BE		2	-1	1	-1	3	1	4	1	10	1	11	-5	70	5	19	0
 BG		0	0	0	0	0	0	2	1	7	3	8	1	82	-5	10	4
 CZ		2	1	1	0	2	1	3	0	7	2	14	-1	71	-2	15	3
 DK		6	-1	1	0	2	1	3	-3	8	0	13	-3	68	8	19	-5
 DE		2	-2	1	-1	2	0	4	2	12	3	14	-4	65	3	21	1
 EE		2	0	1	1	1	0	7	4	10	-3	15	0	63	-3	22	3
 IE		10	-3	2	2	1	0	3	1	4	0	10	-3	70	3	20	-1
 EL		1	1	0	-1	0	0	0	0	3	1	7	2	88	-3	5	1
 ES		1	-1	2	-1	1	0	2	1	3	0	8	-1	82	0	10	1
 FR		3	0	3	1	4	2	3	0	5	-4	6	-6	75	6	19	0
 HR		2	1	0	-1	0	0	1	1	7	2	6	1	85	-4	9	2
 IT		3	0	3	0	2	0	3	1	4	0	14	2	71	-3	15	1
 CY		4	2	1	0	0	0	0	0	8	3	9	-3	78	-1	13	4
 LV		1	1	0	0	1	0	3	2	6	-9	16	2	74	5	11	-6
 LT		1	1	1	0	0	-2	1	0	10	-2	10	-4	76	6	13	-3
 LU		4	-3	4	1	1	-1	1	-2	6	-1	11	-3	72	7	17	-5
 HU		1	1	0	0	1	0	1	1	2	-1	10	1	85	-2	5	1
 MT		3	2	0	-2	2	2	4	2	3	-1	12	-3	77	2	11	1
 NL		2	-1	3	0	2	-1	3	-1	10	1	15	-9	65	10	19	-2
 AT		4	1	2	-1	4	1	3	-2	6	0	14	-4	68	6	18	-2
 PL		1	-1	0	0	2	1	1	0	4	-1	9	-2	83	4	7	-3
 PT		1	-1	3	-1	2	1	1	0	5	1	11	-1	77	1	11	0
 RO		1	0	0	0	1	1	1	1	5	0	7	-6	86	5	7	0
 SI		1	-1	0	-2	2	1	0	-1	4	-3	8	-8	85	13	7	-5
 SK		0	-1	1	1	3	3	0	-2	7	0	14	-7	75	6	11	1
 FI		2	-2	1	1	1	0	4	0	5	-1	16	-3	71	5	13	-2
 SE		7	1	1	-1	1	0	2	-3	5	1	14	-1	70	2	16	-2
 UK		8	0	4	0	7	3	5	1	6	-1	13	-1	56	-2	31	3
 TR		2	0	1	1	3	3	1	1	77	0	5	-3	12	-1	83	4
 MK		1	0	0	0	0	0	1	1	44	-10	19	10	35	0	46	-10
 IS		8	-4	1	1	0	0	4	2	26	-7	16	-2	45	10	38	-9
 ME		3	2	0	-1	5	4	2	0	54	-13	10	0	25	6	65	-6
 MD		1		0		0		1		26		8		64		28	

Q12B.2 Dans quel autre ou quels autres pays prévoyez-vous de passer des vacances en 2015 ? (NE PAS LIRE - PLUSIEURS RÉPONSES POSSIBLES)

Q12B.2 And in which other country or countries do you plan to take a holiday in 2015? (DO NOT READ OUT - MULTIPLE ANSWERS POSSIBLE)



































Q12B.2 Und in welchem anderen Land bzw. welchen anderen Ländern planen Sie darüber hinaus 2015 einen Urlaub zu verbringen? (NICHT VORLESEN - MEHRFACHNENNUNGEN MÖGLICH)

		Autriche		Belgique		Bulgarie		Croatie		Chypre		République tchèque		Danemark	
		Austria		Belgium		Bulgaria		Croatia		Cyprus		Czech Republic		Denmark	
		Österreich		Belgien		Bulgarien		Kroatien		Zypern		Tschechische Republik		Dänemark	
%		Flash EB 414	Diff. Flash EB 392	Flash EB 414	Diff. Flash EB 392	Flash EB 414	Diff. Flash EB 392	Flash EB 414	Diff. Flash EB 392	Flash EB 414	Diff. Flash EB 392	Flash EB 414	Diff. Flash EB 392	Flash EB 414	Diff. Flash EB 392
	EU 28	2	0	1	0	0	0	1	0	0	0	1	0	1	1
	BE	2	0	7	0	0	0	1	0	0	0	0	0	0	0
	BG	1	0	0	-1	5	-2	0	0	0	0	0	-1	0	0
	CZ	5	1	0	0	0	0	4	-2	0	0	9	0	0	0
	DK	3	0	0	-1	0	0	0	-1	0	0	0	0	9	1
	DE	6	-1	0	-1	0	0	1	0	0	0	0	0	1	1
	EE	0	-1	0	0	1	1	1	-1	0	0	0	-2	0	-2
	IE	0	0	0	0	0	0	0	0	0	0	0	0	0	0
	EL	1	1	1	1	1	1	0	0	1	0	0	0	0	0
	ES	0	0	0	0	0	0	0	0	0	0	0	0	0	0
	FR	1	1	1	-1	0	0	1	1	0	0	0	0	0	0
	HR	4	0	1	1	0	0	11	6	0	0	1	0	0	0
	IT	2	1	0	0	0	0	0	-1	0	0	0	-1	0	0
	CY	0	0	1	1	0	0	1	1	9	-1	0	0	0	0
	LV	2	1	0	0	0	0	1	0	0	0	1	-1	2	1
	LT	2	1	0	-1	0	0	0	0	0	0	1	0	0	0
	LU	5	-1	6	0	0	0	0	-2	0	-1	0	0	0	-1
	HU	2	-2	0	0	1	1	5	1	0	0	0	-1	0	-1
	MT	2	1	1	0	0	0	0	0	1	1	0	0	0	-1
	NL	4	1	6	2	0	0	0	0	0	0	1	0	1	0
	AT	15	-1	0	0	0	0	7	4	0	0	1	1	0	-1
	PL	1	0	0	-1	1	-1	2	-1	0	0	2	1	0	0
	PT	1	1	1	1	0	0	0	0	0	0	0	0	0	0
	RO	2	0	0	-1	3	2	1	1	0	0	0	0	0	0
	SI	9	4	2	2	1	1	16	5	2	1	0	0	0	0
	SK	5	2	1	1	3	1	7	-2	1	1	8	3	0	-1
	FI	0	-1	0	0	0	0	0	-1	0	0	0	-1	0	-1
	SE	1	0	0	0	0	0	1	0	0	0	1	0	5	2
	UK	0	-1	1	1	0	0	1	1	1	0	0	-1	0	0
	TR	1	0	1	1	1	1	0	0	1	0	0	0	0	0
	MK	0	0	1	0	5	-3	0	-4	0	0	0	0	0	0
	IS	1	-1	0	-1	0	0	0	0	0	0	0	0	5	-1
	ME	0	-2	0	0	0	0	4	2	0	0	0	0	0	-1
	MD	0		1		5		0		0		0		0	

Q12B.2 Dans quel autre ou quels autres pays prévoyez-vous de passer des vacances en 2015 ? (NE PAS LIRE - PLUSIEURS RÉPONSES POSSIBLES)

Q12B.2 And in which other country or countries do you plan to take a holiday in 2015? (DO NOT READ OUT - MULTIPLE ANSWERS POSSIBLE)



































Q12B.2 Und in welchem anderen Land bzw. welchen anderen Ländern planen Sie darüber hinaus 2015 einen Urlaub zu verbringen? (NICHT VORLESEN - MEHRFACHNENNUNGEN MÖGLICH)

		Estonie		Finlande		France		Allemagne		Grèce		Hongrie		Irlande		Italie	
		Estonia		Finland		France		Germany		Greece		Hungary		Ireland		Italy	
		Estland		Finnland		Frankreich		Deutschland		Griechenland		Ungarn		Irland		Italien	
%		Flash EB 414	Diff. Flash EB 392	Flash EB 414	Diff. Flash EB 392	Flash EB 414	Diff. Flash EB 392	Flash EB 414	Diff. Flash EB 392	Flash EB 414	Diff. Flash EB 392	Flash EB 414	Diff. Flash EB 392	Flash EB 414	Diff. Flash EB 392	Flash EB 414	Diff. Flash EB 392
	EU 28	0	0	0	0	4	-1	4	0	2	0	1	0	1	0	5	0
	BE	0	0	0	0	12	1	7	2	2	0	1	1	1	0	8	0
	BG	0	0	0	0	1	0	2	0	11	2	0	0	0	0	2	0
	CZ	0	0	0	0	3	-1	3	0	2	1	2	1	0	0	7	2
	DK	0	0	0	-1	3	-2	7	0	2	1	1	1	0	-1	5	1
	DE	0	0	0	0	2	-1	10	-1	1	0	0	-1	1	1	7	2
	EE	15	2	6	0	0	-2	1	-2	0	0	0	0	0	0	1	0
	IE	0	0	0	0	5	-1	2	-1	2	1	1	1	11	-3	2	-3
	EL	0	0	0	0	2	0	4	2	3	1	0	0	0	0	5	2
	ES	0	0	0	0	4	0	1	-1	0	0	0	0	0	0	4	1
	FR	0	0	0	0	12	4	2	1	2	1	0	0	1	0	8	2
	HR	0	0	0	0	2	0	6	2	0	-1	2	1	0	0	5	1
	IT	0	0	0	0	3	-3	2	-1	1	-1	0	0	1	0	6	-2
	CY	0	0	0	0	0	-3	1	-1	10	2	0	0	0	0	3	1
	LV	6	1	3	1	2	1	2	-3	0	0	0	-1	0	-1	2	-1
	LT	1	0	0	0	0	-3	1	-2	1	0	0	0	1	0	2	0
	LU	0	0	0	0	15	2	9	-2	1	-1	0	0	1	1	8	2
	HU	0	0	0	0	1	1	2	0	3	1	9	1	0	0	4	1
	MT	0	0	0	0	3	0	1	0	1	-1	0	0	1	1	9	3
	NL	0	0	0	0	7	2	10	1	1	0	1	1	1	1	6	2
	AT	0	0	0	0	3	0	9	0	4	2	1	-1	1	1	9	-1
	PL	0	0	0	0	1	0	4	1	2	1	1	0	0	0	3	0
	PT	0	0	0	0	4	0	1	1	0	0	0	0	0	0	2	1
	RO	0	0	0	0	4	1	2	-1	5	1	1	0	0	0	8	2
	SI	0	0	1	1	2	0	2	-1	1	-1	2	0	1	1	4	-1
	SK	0	0	1	1	2	-1	2	1	3	1	3	0	1	1	4	-2
	FI	11	2	11	2	2	-1	3	0	1	0	1	0	1	1	3	1
	SE	0	0	2	0	4	1	4	1	2	0	1	1	0	0	3	0
	UK	0	0	0	0	6	0	3	0	2	0	0	0	1	-1	4	2
	TR	0	0	0	0	4	2	3	1	1	-1	0	0	0	0	3	2
	MK	0	0	0	0	1	0	2	0	5	-2	0	-1	0	0	1	-1
	IS	0	0	0	0	2	-1	3	-1	1	1	0	0	1	1	2	1
	ME	0	0	0	0	2	0	2	0	3	0	2	2	0	0	3	0
	MD	0		0		5		5		4		0		0		7	

Q12B.2 Dans quel autre ou quels autres pays prévoyez-vous de passer des vacances en 2015 ? (NE PAS LIRE - PLUSIEURS RÉPONSES POSSIBLES)

Q12B.2 And in which other country or countries do you plan to take a holiday in 2015? (DO NOT READ OUT - MULTIPLE ANSWERS POSSIBLE)



































Q12B.2 Und in welchem anderen Land bzw. welchen anderen Ländern planen Sie darüber hinaus 2015 einen Urlaub zu verbringen? (NICHT VORLESEN - MEHRFACHNENNUNGEN MÖGLICH)

		Lettonie		Lituanie		Luxembourg		Malte		Pays-Bas		Pologne		Portugal		Roumanie	
		Latvia		Lithuania		Luxembourg		Malta		Netherlands		Poland		Portugal		Romania	
		Lettland		Litauen		Luxemburg		Malta		Niederlande		Polen		Portugal		Rumänien	
%		Flash EB 414	Diff. Flash EB 392	Flash EB 414	Diff. Flash EB 392	Flash EB 414	Diff. Flash EB 392	Flash EB 414	Diff. Flash EB 392	Flash EB 414	Diff. Flash EB 392	Flash EB 414	Diff. Flash EB 392	Flash EB 414	Diff. Flash EB 392	Flash EB 414	Diff. Flash EB 392
 EU 28		0	0	0	0	0	0	0	0	2	1	1	0	1	0	0	0
 BE		0	0	0	0	1	1	1	1	6	3	0	-1	1	-1	0	0
 BG		0	0	0	0	0	0	0	0	0	0	0	0	1	1	0	0
 CZ		0	0	0	0	0	0	0	0	0	0	1	0	0	0	0	0
 DK		0	0	0	0	0	0	0	0	1	1	1	0	1	0	0	0
 DE		0	0	0	0	0	0	0	0	2	1	2	1	1	1	0	0
 EE		4	0	2	0	0	0	0	0	0	-1	1	-1	0	0	0	0
 IE		0	0	0	0	0	0	0	0	1	0	1	1	2	-1	0	0
 EL		0	0	0	0	0	0	0	0	1	0	0	0	0	0	0	0
 ES		0	0	0	0	0	0	0	0	1	1	0	0	2	-1	0	0
 FR		0	0	0	0	0	0	0	0	0	-1	0	0	2	1	0	0
 HR		0	0	0	0	0	0	0	0	1	1	0	0	0	0	0	0
 IT		0	0	0	0	0	0	0	0	0	-1	0	0	0	0	0	0
 CY		0	0	0	0	0	0	0	0	0	0	0	0	0	0	0	0
 LV		1	-6	6	1	0	0	0	0	0	-1	0	-1	1	1	0	0
 LT		4	1	9	2	0	0	0	0	0	0	1	0	0	0	0	-1
 LU		0	-1	0	0	5	3	0	0	2	-1	1	1	4	1	0	0
 HU		0	0	0	0	0	0	0	0	0	-1	1	0	0	0	2	-1
 MT		0	-1	0	0	0	0	4	1	0	-1	0	0	0	-1	0	0
 NL		0	0	0	0	1	1	0	0	13	3	1	0	2	0	0	0
 AT		0	0	0	0	0	0	0	0	1	1	0	0	0	0	0	-1
 PL		0	0	0	0	1	1	0	0	1	0	4	-2	0	-1	0	0
 PT		0	0	0	0	0	0	0	0	0	0	0	0	4	0	0	0
 RO		0	0	0	0	0	0	0	0	0	-1	0	0	0	0	5	2
 SI		0	0	1	1	0	0	0	0	1	0	0	0	0	-1	0	0
 SK		0	0	1	1	0	0	0	0	0	-1	2	1	0	0	0	0
 FI		1	1	0	0	0	0	0	0	0	0	0	0	1	1	0	0
 SE		0	0	0	0	0	0	0	0	0	-1	0	-1	1	0	0	0
 UK		0	0	0	0	0	0	0	0	2	1	0	-1	2	1	0	0
 TR		0	0	0	0	0	0	0	0	1	1	0	0	0	0	0	0
 MK		0	0	0	0	0	0	0	0	0	-1	0	0	1	1	0	0
 IS		0	0	0	0	0	0	0	0	0	-1	0	-1	0	0	0	0
 ME		0	0	0	0	0	0	0	0	1	1	0	0	2	2	0	0
 MD		0		0		0		0		0		1		1		7	

Q12B.2 Dans quel autre ou quels autres pays prévoyez-vous de passer des vacances en 2015 ? (NE PAS LIRE - PLUSIEURS RÉPONSES POSSIBLES)

Q12B.2 And in which other country or countries do you plan to take a holiday in 2015? (DO NOT READ OUT - MULTIPLE ANSWERS POSSIBLE)



































Q12B.2 Und in welchem anderen Land bzw. welchen anderen Ländern planen Sie darüber hinaus 2015 einen Urlaub zu verbringen? (NICHT VORLESEN - MEHRFACHNENNUNGEN MÖGLICH)

		Slovaquie		Slovénie		Espagne		Suède		Royaume Uni	
		Slovakia		Slovenia		Spain		Sweden		United Kingdom	
		Slowakei		Slowenien		Spanien		Schweden		Großbritannien	
%		Flash EB 414	Diff. Flash EB 392	Flash EB 414	Diff. Flash EB 392	Flash EB 414	Diff. Flash EB 392	Flash EB 414	Diff. Flash EB 392	Flash EB 414	Diff. Flash EB 392
	EU 28	1	<i>1</i>	0	<i>0</i>	5	<i>0</i>	1	<i>0</i>	4	<i>0</i>
	BE	0	<i>0</i>	0	<i>0</i>	8	<i>1</i>	0	<i>0</i>	3	<i>1</i>
	BG	0	<i>0</i>	0	<i>0</i>	2	<i>0</i>	0	<i>0</i>	2	<i>1</i>
	CZ	8	<i>1</i>	0	<i>0</i>	2	<i>0</i>	0	<i>0</i>	2	<i>1</i>
	DK	0	<i>0</i>	0	<i>0</i>	6	<i>2</i>	5	<i>0</i>	5	<i>1</i>
	DE	0	<i>0</i>	0	<i>0</i>	5	<i>0</i>	1	<i>0</i>	1	<i>-1</i>
	EE	1	<i>1</i>	1	<i>1</i>	3	<i>1</i>	3	<i>-2</i>	0	<i>-1</i>
	IE	0	<i>0</i>	0	<i>0</i>	7	<i>1</i>	1	<i>1</i>	17	<i>-3</i>
	EL	0	<i>0</i>	0	<i>0</i>	2	<i>0</i>	0	<i>0</i>	3	<i>1</i>
	ES	0	<i>0</i>	0	<i>0</i>	5	<i>0</i>	0	<i>0</i>	3	<i>1</i>
	FR	0	<i>0</i>	0	<i>0</i>	9	<i>1</i>	0	<i>-1</i>	3	<i>1</i>
	HR	1	<i>0</i>	2	<i>-2</i>	2	<i>1</i>	0	<i>0</i>	1	<i>0</i>
	IT	0	<i>0</i>	0	<i>0</i>	4	<i>-2</i>	0	<i>0</i>	2	<i>-2</i>
	CY	0	<i>0</i>	0	<i>0</i>	0	<i>0</i>	0	<i>0</i>	3	<i>-1</i>
	LV	1	<i>1</i>	0	<i>0</i>	2	<i>-1</i>	4	<i>2</i>	3	<i>-1</i>
	LT	0	<i>-1</i>	0	<i>0</i>	2	<i>1</i>	1	<i>0</i>	2	<i>1</i>
	LU	0	<i>0</i>	0	<i>0</i>	10	<i>2</i>	1	<i>1</i>	4	<i>2</i>
	HU	1	<i>0</i>	0	<i>0</i>	2	<i>1</i>	0	<i>-1</i>	0	<i>-1</i>
	MT	0	<i>0</i>	1	<i>-1</i>	3	<i>2</i>	1	<i>1</i>	9	<i>2</i>
	NL	0	<i>0</i>	0	<i>0</i>	6	<i>-1</i>	1	<i>0</i>	3	<i>0</i>
	AT	0	<i>0</i>	1	<i>0</i>	3	<i>1</i>	1	<i>0</i>	2	<i>-2</i>
	PL	1	<i>0</i>	0	<i>0</i>	2	<i>-1</i>	1	<i>1</i>	3	<i>1</i>
	PT	0	<i>0</i>	0	<i>0</i>	6	<i>1</i>	0	<i>0</i>	3	<i>1</i>
	RO	0	<i>0</i>	0	<i>0</i>	4	<i>0</i>	0	<i>0</i>	1	<i>0</i>
	SI	1	<i>1</i>	24	<i>16</i>	1	<i>-1</i>	0	<i>0</i>	0	<i>-1</i>
	SK	10	<i>-2</i>	1	<i>1</i>	1	<i>-2</i>	0	<i>0</i>	0	<i>-2</i>
	FI	0	<i>0</i>	0	<i>0</i>	4	<i>0</i>	9	<i>0</i>	2	<i>0</i>
	SE	0	<i>0</i>	0	<i>0</i>	6	<i>1</i>	13	<i>4</i>	7	<i>4</i>
	UK	0	<i>0</i>	0	<i>0</i>	9	<i>2</i>	0	<i>0</i>	11	<i>-1</i>
	TR	0	<i>0</i>	0	<i>0</i>	2	<i>1</i>	0	<i>0</i>	1	<i>0</i>
	MK	0	<i>0</i>	2	<i>2</i>	1	<i>-2</i>	0	<i>-1</i>	0	<i>0</i>
	IS	0	<i>0</i>	0	<i>0</i>	3	<i>-1</i>	4	<i>2</i>	7	<i>1</i>
	ME	0	<i>0</i>	1	<i>0</i>	1	<i>0</i>	0	<i>0</i>	0	<i>0</i>
	MD	0	<i>0</i>	0	<i>0</i>	1	<i>0</i>	0	<i>0</i>	1	<i>0</i>

Q12B.2 Dans quel autre ou quels autres pays prévoyez-vous de passer des vacances en 2015 ? (NE PAS LIRE - PLUSIEURS RÉPONSES POSSIBLES)

Q12B.2 And in which other country or countries do you plan to take a holiday in 2015? (DO NOT READ OUT - MULTIPLE ANSWERS POSSIBLE)



































Q12B.2 Und in welchem anderen Land bzw. welchen anderen Ländern planen Sie darüber hinaus 2015 einen Urlaub zu verbringen? (NICHT VORLESEN - MEHRFACHNENNUNGEN MÖGLICH)

		Aux USA ou au Canada		Dans les Caraïbes/ Amérique Centrale ou du Sud		En Afrique du Nord / Moyen orient		En Asie / Océanie		Autre		Aucun (NE PAS LIRE)		Ne sait pas	
		USA or Canada		The Caribbean, Central or South America		North Africa/The Middle East		Asia/Oceania		Other		None (DO NOT READ OUT)		Don't know	
		USA oder Kanada		Karibik, Mittel- oder Süd-amerika		Nordafrika/Na her Osten		Asien/ Ozeanien		Sonstiges		Keine (NICHT VORLESEN)		Weiß nicht	
%		Flash EB 414	Diff. Flash EB 392	Flash EB 414	Diff. Flash EB 392	Flash EB 414	Diff. Flash EB 392	Flash EB 414	Diff. Flash EB 392	Flash EB 414	Diff. Flash EB 392	Flash EB 414	Diff. Flash EB 392	Flash EB 414	Diff. Flash EB 392
	EU 28	2	0	1	0	2	1	1	0	6	-2	43	43	17	-42
	BE	1	-1	1	-1	2	-1	1	-1	8	-2	27	27	17	-28
	BG	0	-1	0	0	0	0	2	1	8	1	41	41	22	-46
	CZ	0	0	0	0	1	0	1	0	9	4	34	34	18	-39
	DK	3	1	1	1	3	2	2	1	8	0	30	30	18	-38
	DE	2	1	1	0	1	0	1	-2	8	0	35	35	20	-34
	EE	0	-1	0	0	1	0	2	1	9	1	17	17	38	-21
	IE	4	0	1	0	1	0	2	1	5	2	34	34	15	-30
	EL	1	0	0	0	0	-1	0	-1	3	1	63	63	11	-70
	ES	1	0	1	0	1	1	1	1	2	-2	64	64	11	-64
	FR	3	1	2	1	3	0	3	1	4	-7	44	44	10	-47
	HR	1	0	0	-1	2	2	1	1	12	-3	48	48	8	-51
	IT	2	0	1	0	1	-1	1	-1	3	-5	51	51	20	-33
	CY	1	0	0	0	0	-1	0	0	6	4	54	54	11	-60
	LV	0	0	0	0	0	-1	0	-2	8	-1	20	20	41	-11
	LT	2	2	2	2	0	-1	0	-1	13	2	28	28	29	-36
	LU	2	0	3	1	2	0	1	0	13	0	15	15	15	-22
	HU	0	-1	0	0	1	1	0	0	3	0	50	50	18	-52
	MT	2	1	1	1	1	1	0	-1	4	-4	36	36	20	-44
	NL	1	0	2	1	1	0	1	0	7	0	20	20	21	-29
	AT	1	0	1	0	1	0	3	1	8	1	24	24	21	-28
	PL	0	-1	0	0	1	0	0	0	3	-3	58	58	13	-53
	PT	1	-2	2	0	1	0	2	2	5	0	56	56	15	-60
	RO	1	0	0	0	0	0	0	-1	6	0	50	50	13	-53
	SI	1	0	0	-1	0	-2	0	-1	6	-2	16	16	10	-44
	SK	0	0	0	-1	2	2	1	0	8	0	21	21	20	-24
	FI	0	-1	0	-1	1	1	1	0	6	-3	28	28	28	-30
	SE	3	-1	0	-1	0	-1	2	0	7	0	34	34	20	-35
	UK	3	0	2	1	4	2	2	0	7	-1	38	38	18	-41
	TR	1	-1	1	0	2	2	1	0	9	-3	65	65	9	-68
	MK	0	0	0	0	1	1	0	0	23	-2	35	35	26	-27
	IS	5	-1	0	0	1	0	1	1	9	-3	32	32	29	-32
	ME	2	1	0	-1	2	2	2	0	28	-7	37	37	16	-33
	MD	2		0		0		0		14		25		26	

Q12B.2 Dans quel autre ou quels autres pays prévoyez-vous de passer des vacances en 2015 ? (NE PAS LIRE - PLUSIEURS RÉPONSES POSSIBLES)

Q12B.2 And in which other country or countries do you plan to take a holiday in 2015? (DO NOT READ OUT - MULTIPLE ANSWERS POSSIBLE)



































Q12B.2 Und in welchem anderen Land bzw. welchen anderen Ländern planen Sie darüber hinaus 2015 einen Urlaub zu verbringen? (NICHT VORLESEN - MEHRFACHNENNUNGEN MÖGLICH)

	%	Dans l'UE28		Total 'Dans un autre pays hors de l'UE28'	
		In the EU28		Total 'Outside the EU28'	
		Innerhalb der EU28		Gesamt 'Außerhalb der EU28'	
		Flash EB 414	Diff. Flash EB 392	Flash EB 414	Diff. Flash EB 392
 EU 28		32	<i>1</i>	11	<i>-1</i>
 BE		48	<i>6</i>	13	<i>-3</i>
 BG		28	<i>3</i>	10	<i>1</i>
 CZ		40	<i>3</i>	11	<i>4</i>
 DK		39	<i>3</i>	16	<i>4</i>
 DE		34	<i>-2</i>	13	<i>0</i>
 EE		37	<i>5</i>	10	<i>-1</i>
 IE		43	<i>-7</i>	12	<i>3</i>
 EL		23	<i>9</i>	5	<i>0</i>
 ES		21	<i>2</i>	5	<i>-2</i>
 FR		34	<i>6</i>	15	<i>-3</i>
 HR		31	<i>6</i>	15	<i>-2</i>
 IT		22	<i>-11</i>	8	<i>-7</i>
 CY		28	<i>1</i>	7	<i>3</i>
 LV		32	<i>-6</i>	9	<i>-3</i>
 LT		27	<i>3</i>	18	<i>5</i>
 LU		57	<i>7</i>	20	<i>1</i>
 HU		30	<i>3</i>	4	<i>0</i>
 MT		37	<i>10</i>	8	<i>-2</i>
 NL		49	<i>8</i>	12	<i>1</i>
 AT		46	<i>2</i>	13	<i>1</i>
 PL		25	<i>-2</i>	5	<i>-3</i>
 PT		21	<i>4</i>	11	<i>1</i>
 RO		31	<i>4</i>	7	<i>-1</i>
 SI		67	<i>31</i>	7	<i>-5</i>
 SK		51	<i>3</i>	11	<i>2</i>
 FI		37	<i>1</i>	9	<i>-3</i>
 SE		39	<i>5</i>	12	<i>-2</i>
 UK		34	<i>2</i>	16	<i>2</i>
 TR		15	<i>5</i>	13	<i>-3</i>
 MK		16	<i>-10</i>	24	<i>-1</i>
 IS		27	<i>2</i>	15	<i>-3</i>
 ME		18	<i>0</i>	34	<i>-3</i>
 MD		35		16	

Q12T2 - Des vacances prises en 2015

Q12T2 - Holidays taken in 2015'

Q12T2 - Urlaub in 2015

		Autriche		Belgique		Bulgarie		Croatie		Chypre		République tchèque		Danemark	
		Austria		Belgium		Bulgaria		Croatia		Cyprus		Czech Republic		Denmark	
		Österreich		Belgien		Bulgarien		Kroatien		Zypern		Tschechische Republik		Dänemark	
%		Flash EB 414	Diff. Flash EB 392	Flash EB 414	Diff. Flash EB 392	Flash EB 414	Diff. Flash EB 392	Flash EB 414	Diff. Flash EB 392	Flash EB 414	Diff. Flash EB 392	Flash EB 414	Diff. Flash EB 392	Flash EB 414	Diff. Flash EB 392
	EU 28	4	<i>0</i>	1	<i>0</i>	2	<i>0</i>	4	<i>0</i>	1	<i>1</i>	2	<i>0</i>	1	<i>0</i>
	BE	4	<i>0</i>	18	<i>2</i>	0	<i>-1</i>	2	<i>0</i>	0	<i>0</i>	0	<i>-1</i>	1	<i>1</i>
	BG	2	<i>-1</i>	0	<i>-1</i>	66	<i>-7</i>	0	<i>0</i>	0	<i>0</i>	0	<i>-2</i>	0	<i>0</i>
	CZ	7	<i>1</i>	0	<i>0</i>	2	<i>1</i>	13	<i>-4</i>	0	<i>0</i>	43	<i>-1</i>	1	<i>1</i>
	DK	5	<i>0</i>	1	<i>0</i>	1	<i>0</i>	1	<i>0</i>	0	<i>-1</i>	2	<i>2</i>	35	<i>10</i>
	DE	11	<i>0</i>	1	<i>0</i>	1	<i>1</i>	3	<i>0</i>	1	<i>0</i>	1	<i>0</i>	2	<i>1</i>
	EE	1	<i>-2</i>	0	<i>0</i>	2	<i>2</i>	2	<i>-2</i>	1	<i>0</i>	2	<i>0</i>	0	<i>-2</i>
	IE	0	<i>-1</i>	1	<i>1</i>	0	<i>-1</i>	1	<i>0</i>	0	<i>-1</i>	0	<i>-1</i>	0	<i>-1</i>
	EL	1	<i>1</i>	1	<i>1</i>	1	<i>0</i>	0	<i>0</i>	1	<i>0</i>	0	<i>0</i>	0	<i>0</i>
	ES	1	<i>1</i>	1	<i>1</i>	0	<i>0</i>	1	<i>1</i>	0	<i>0</i>	1	<i>1</i>	0	<i>0</i>
	FR	1	<i>0</i>	2	<i>0</i>	0	<i>0</i>	1	<i>0</i>	0	<i>0</i>	0	<i>0</i>	0	<i>0</i>
	HR	4	<i>0</i>	1	<i>0</i>	0	<i>0</i>	77	<i>-3</i>	0	<i>0</i>	2	<i>1</i>	0	<i>0</i>
	IT	2	<i>1</i>	1	<i>1</i>	0	<i>0</i>	2	<i>0</i>	0	<i>0</i>	0	<i>-1</i>	0	<i>0</i>
	CY	0	<i>0</i>	1	<i>0</i>	1	<i>0</i>	1	<i>1</i>	27	<i>2</i>	1	<i>0</i>	0	<i>0</i>
	LV	2	<i>-3</i>	1	<i>0</i>	0	<i>-1</i>	2	<i>-1</i>	0	<i>0</i>	3	<i>1</i>	2	<i>1</i>
	LT	3	<i>2</i>	0	<i>-1</i>	1	<i>0</i>	2	<i>1</i>	0	<i>0</i>	2	<i>1</i>	1	<i>0</i>
	LU	10	<i>0</i>	8	<i>1</i>	0	<i>0</i>	1	<i>-1</i>	0	<i>-1</i>	0	<i>0</i>	0	<i>-1</i>
	HU	4	<i>-1</i>	0	<i>0</i>	2	<i>2</i>	11	<i>2</i>	0	<i>0</i>	1	<i>0</i>	0	<i>-1</i>
	MT	2	<i>0</i>	1	<i>0</i>	1	<i>1</i>	2	<i>1</i>	2	<i>1</i>	0	<i>-1</i>	0	<i>-2</i>
	NL	6	<i>1</i>	8	<i>3</i>	0	<i>0</i>	3	<i>1</i>	0	<i>0</i>	1	<i>0</i>	1	<i>0</i>
	AT	36	<i>-4</i>	0	<i>0</i>	0	<i>-1</i>	15	<i>4</i>	0	<i>-1</i>	1	<i>0</i>	0	<i>-1</i>
	PL	2	<i>1</i>	1	<i>0</i>	2	<i>-1</i>	5	<i>-2</i>	0	<i>0</i>	3	<i>2</i>	0	<i>0</i>
	PT	1	<i>1</i>	1	<i>0</i>	0	<i>0</i>	0	<i>0</i>	0	<i>0</i>	0	<i>0</i>	0	<i>0</i>
	RO	3	<i>0</i>	0	<i>-1</i>	4	<i>2</i>	1	<i>0</i>	1	<i>0</i>	0	<i>0</i>	0	<i>-1</i>
	SI	13	<i>7</i>	2	<i>2</i>	1	<i>0</i>	61	<i>10</i>	2	<i>1</i>	1	<i>0</i>	0	<i>0</i>
	SK	7	<i>3</i>	1	<i>1</i>	5	<i>0</i>	23	<i>0</i>	1	<i>0</i>	11	<i>2</i>	0	<i>-1</i>
	FI	1	<i>-1</i>	0	<i>0</i>	0	<i>0</i>	2	<i>0</i>	0	<i>0</i>	1	<i>0</i>	1	<i>0</i>
	SE	2	<i>1</i>	0	<i>0</i>	0	<i>0</i>	2	<i>-1</i>	0	<i>0</i>	1	<i>0</i>	6	<i>2</i>
	UK	1	<i>0</i>	1	<i>0</i>	0	<i>-1</i>	1	<i>0</i>	2	<i>0</i>	0	<i>-1</i>	0	<i>0</i>
	TR	1	<i>-1</i>	1	<i>1</i>	2	<i>2</i>	0	<i>0</i>	2	<i>1</i>	0	<i>0</i>	0	<i>0</i>
	MK	1	<i>0</i>	2	<i>1</i>	9	<i>-3</i>	2	<i>-4</i>	0	<i>0</i>	0	<i>0</i>	0	<i>0</i>
	IS	2	<i>-1</i>	0	<i>-1</i>	0	<i>0</i>	0	<i>-1</i>	0	<i>0</i>	1	<i>1</i>	9	<i>-1</i>
	ME	4	<i>1</i>	0	<i>0</i>	0	<i>0</i>	6	<i>2</i>	0	<i>0</i>	1	<i>0</i>	1	<i>0</i>
	MD	1	<i>0</i>	1	<i>0</i>	17	<i>0</i>	0	<i>0</i>	1	<i>0</i>	0	<i>0</i>	0	<i>0</i>

Q12T2 - Des vacances prises en 2015

Q12T2 - Holidays taken in 2015'



































Q12T2 - Urlaub in 2015

		Estonie		Finlande		France		Allemagne		Grèce		Hongrie		Irlande		Italie	
		Estonia		Finland		France		Germany		Greece		Hungary		Ireland		Italy	
		Estland		Finnland		Frankreich		Deutschland		Griechenland		Ungarn		Irland		Italien	
%		Flash EB 414	Diff. Flash EB 392	Flash EB 414	Diff. Flash EB 392	Flash EB 414	Diff. Flash EB 392	Flash EB 414	Diff. Flash EB 392	Flash EB 414	Diff. Flash EB 392	Flash EB 414	Diff. Flash EB 392	Flash EB 414	Diff. Flash EB 392	Flash EB 414	Diff. Flash EB 392
	EU 28	0	0	1	0	15	2	10	0	6	0	2	0	1	0	16	1
	BE	0	0	0	0	36	3	8	2	6	1	1	1	1	0	14	-1
	BG	0	0	0	0	2	0	3	-1	22	5	0	0	0	0	4	-1
	CZ	0	0	0	0	5	-2	5	1	6	1	3	1	0	0	12	-1
	DK	0	0	0	-1	8	0	11	-2	6	1	1	0	0	-1	10	0
	DE	0	0	0	0	6	-1	37	-1	4	1	1	0	1	0	14	2
	EE	40	-1	12	1	3	0	4	0	1	0	0	-1	0	0	5	2
	IE	0	0	0	0	10	-4	3	-1	3	0	1	1	34	2	8	-1
	EL	0	0	0	0	4	0	7	4	76	-8	1	1	0	0	8	3
	ES	0	0	0	0	9	1	2	-1	1	0	1	1	1	0	7	1
	FR	0	0	0	0	68	13	3	1	3	1	0	0	1	-1	12	2
	HR	0	0	0	0	3	0	10	4	2	1	4	2	0	0	8	3
	IT	0	0	0	0	6	-5	4	0	4	-1	0	0	1	0	58	-4
	CY	0	0	0	0	2	-4	3	1	48	6	2	1	0	-1	11	6
	LV	8	1	4	-1	4	1	6	-4	1	0	1	0	2	1	7	1
	LT	1	0	0	0	3	-2	3	-3	4	2	0	0	1	-1	6	1
	LU	0	0	0	0	33	4	13	-2	5	1	1	0	1	1	20	4
	HU	0	0	0	0	2	1	7	3	6	-1	61	-5	1	1	9	2
	MT	0	0	0	0	7	-5	2	-3	3	1	0	0	3	1	25	1
	NL	0	0	0	0	18	2	15	2	5	2	1	0	1	1	14	3
	AT	0	0	0	-1	4	-1	13	1	9	3	2	0	2	1	22	2
	PL	0	0	0	0	2	-1	7	3	6	2	1	0	0	-1	7	0
	PT	0	0	0	0	9	2	1	0	1	1	0	0	1	1	4	1
	RO	0	0	0	0	7	1	6	1	14	3	2	1	0	0	14	2
	SI	0	0	1	1	4	1	3	0	4	1	2	0	1	1	7	0
	SK	0	0	1	1	5	0	3	1	9	2	5	1	1	1	11	0
	FI	15	2	53	8	2	-2	5	-1	4	-1	1	0	1	1	6	1
	SE	0	0	3	0	7	1	7	2	5	-1	1	1	0	-1	6	-1
	UK	0	0	0	0	9	0	4	1	6	1	0	-1	2	0	7	2
	TR	0	0	0	0	5	1	5	0	1	-2	0	0	0	0	5	2
	MK	0	0	0	0	2	1	4	-3	22	2	0	-1	0	0	5	-2
	IS	0	0	1	0	3	-2	8	2	3	2	0	0	1	1	6	1
	ME	0	0	0	-1	3	-1	5	2	6	-1	2	2	0	0	6	1
	MD	0		0		10		8		10		0		0		22	

Q12T2 - Des vacances prises en 2015

Q12T2 - Holidays taken in 2015'



































Q12T2 - Urlaub in 2015

		Lettonie		Lituanie		Luxembourg		Malte		Pays-Bas		Pologne		Portugal		Roumanie	
		Latvia		Lithuania		Luxembourg		Malta		Netherlands		Poland		Portugal		Romania	
		Lettland		Litauen		Luxemburg		Malta		Niederlande		Polen		Portugal		Rumänien	
%		Flash EB 414	Diff. Flash EB 392	Flash EB 414	Diff. Flash EB 392	Flash EB 414	Diff. Flash EB 392	Flash EB 414	Diff. Flash EB 392	Flash EB 414	Diff. Flash EB 392	Flash EB 414	Diff. Flash EB 392	Flash EB 414	Diff. Flash EB 392	Flash EB 414	Diff. Flash EB 392
	EU 28	0	0	1	1	0	0	0	0	3	0	6	0	3	0	3	0
	BE	0	0	0	0	1	0	1	1	7	1	0	-1	4	0	1	1
	BG	0	0	0	0	0	0	0	0	1	1	0	0	1	1	0	-1
	CZ	0	0	0	0	0	0	0	0	1	0	2	1	0	0	0	0
	DK	0	0	0	0	0	0	1	1	3	2	2	1	2	1	0	0
	DE	0	0	0	0	0	0	0	0	4	2	2	0	1	0	0	0
	EE	6	-1	4	0	0	0	0	0	0	-2	2	0	2	2	0	0
	IE	0	0	0	0	0	0	1	0	1	-1	1	0	6	0	0	0
	EL	0	0	0	0	0	0	0	0	1	0	0	0	0	0	0	0
	ES	0	0	0	0	0	0	0	0	1	0	0	-1	4	0	1	0
	FR	0	0	0	0	0	0	0	0	1	-1	0	0	5	1	0	0
	HR	0	0	0	0	0	0	0	0	1	1	0	0	1	0	0	0
	IT	0	0	0	0	0	0	0	0	1	-1	1	0	1	0	1	0
	CY	0	0	0	0	0	0	0	0	2	2	0	-1	0	0	1	0
	LV	34	-1	7	-1	0	0	0	0	1	0	2	0	2	1	0	0
	LT	9	4	54	9	0	0	1	1	1	1	3	1	1	0	0	-1
	LU	0	-1	0	0	7	4	0	0	3	-2	1	1	17	2	0	0
	HU	0	0	0	0	0	0	0	0	1	-1	2	1	0	0	8	2
	MT	0	-1	0	0	0	-1	20	9	2	-2	1	1	0	-1	0	-1
	NL	0	0	1	1	1	0	0	0	29	4	1	0	3	0	0	0
	AT	0	0	0	0	0	0	1	1	2	1	0	0	1	0	0	-1
	PL	0	0	0	0	1	1	0	0	1	-1	62	2	1	0	1	1
	PT	0	0	0	0	1	1	0	0	1	1	0	0	65	0	0	0
	RO	0	0	0	0	0	0	0	0	0	-1	0	0	0	-1	58	6
	SI	0	0	1	1	0	0	0	0	1	0	0	0	0	-1	0	0
	SK	0	0	1	1	0	0	1	1	1	0	2	0	0	-1	0	-1
	FI	1	0	0	0	0	0	0	0	0	-1	1	1	2	0	0	0
	SE	0	0	0	0	0	0	0	-1	1	0	1	0	2	1	0	0
	UK	0	0	0	0	0	0	1	0	4	2	0	-2	3	-1	0	0
	TR	0	0	0	0	0	0	0	0	2	1	0	0	0	0	0	0
	MK	0	0	0	0	0	0	0	0	0	-1	1	1	1	0	0	0
	IS	0	0	0	0	0	0	1	1	2	0	0	-1	1	-1	0	0
	ME	1	1	0	0	0	0	0	0	3	2	0	-1	3	3	0	0
	MD	0		0		0		0		1		1		2		26	

Q12T2 - Des vacances prises en 2015

Q12T2 - Urlaub in 2015



































Q12T2 - Des vacances prises en 2015

		Slovaquie		Slovénie		Espagne		Suède		Royaume Uni	
		Slovakia		Slovenia		Spain		Sweden		United Kingdom	
		Slowakei		Slowenien		Spanien		Schweden		Großbritannien	
%		Flash EB 414	Diff. Flash EB 392	Flash EB 414	Diff. Flash EB 392	Flash EB 414	Diff. Flash EB 392	Flash EB 414	Diff. Flash EB 392	Flash EB 414	Diff. Flash EB 392
	EU 28	1	0	0	0	17	0	2	0	9	0
	BE	0	0	0	0	21	2	1	1	4	1
	BG	0	0	0	0	4	1	1	1	3	1
	CZ	13	2	0	0	6	0	1	0	2	0
	DK	0	0	0	0	16	2	8	0	6	-1
	DE	0	0	0	0	13	0	1	0	2	-1
	EE	1	1	1	1	7	2	6	-7	3	-2
	IE	0	0	0	-1	28	3	1	1	23	-3
	EL	0	0	0	0	4	0	0	0	5	1
	ES	0	0	0	0	69	-1	0	-1	6	1
	FR	0	0	0	0	15	0	1	0	4	0
	HR	1	0	4	-3	2	-1	1	0	2	1
	IT	0	0	0	-1	8	-3	0	0	4	-3
	CY	0	0	0	0	2	-1	0	0	8	-8
	LV	1	0	0	0	7	0	9	5	10	1
	LT	0	-1	0	0	5	-3	1	-1	5	-1
	LU	0	0	0	0	20	3	1	0	5	2
	HU	1	-1	0	-1	3	-1	0	-1	1	-1
	MT	0	-1	1	-2	8	3	2	1	32	7
	NL	0	0	0	0	14	1	1	0	5	1
	AT	0	0	1	-1	10	4	1	-1	4	0
	PL	1	0	0	0	5	-1	1	0	5	2
	PT	0	0	0	0	12	2	0	-1	4	0
	RO	0	0	0	0	8	-1	0	0	2	-1
	SI	1	0	48	18	2	0	0	0	1	-1
	SK	37	-3	1	0	3	-2	0	-1	1	-2
	FI	0	0	0	0	10	-2	11	-1	5	2
	SE	0	0	0	0	15	3	52	6	10	4
	UK	0	0	0	0	20	1	0	-1	37	-2
	TR	0	0	0	0	3	1	0	-1	2	0
	MK	0	0	3	2	2	-2	0	-1	0	0
	IS	1	1	0	0	17	1	9	5	12	4
	ME	0	0	2	0	4	0	0	-1	1	-1
	MD	0		0		3		0		1	

Q12T2 - Des vacances prises en 2015

Q12T2 - Holidays taken in 2015'



































Q12T2 - Urlaub in 2015

	%	Aux USA ou au Canada		Dans les Caraïbes / Amérique Centrale ou du Sud		En Afrique du Nord / Moyen orient		En Asie / Océanie		Autre		Ne sait pas		Dans l'UE28		Total 'Dans un autre pays hors de l'UE28'	
		USA or Canada		The Caribbean, Central or South America		North Africa/The Middle East		Asia/Oceania		Other		Don't know		In the EU28		Total 'Outside the EU28'	
		USA oder Kanada		Karibik, Mittel- oder Südamerika		Nordafrika/ Naher Osten		Asien/ Ozeanien		Sonstiges		Weiß nicht		Innerhalb der EU28		Gesamt 'Außerhalb der EU28'	
		Flash EB 414	Diff. Flash EB 392	Flash EB 414	Diff. Flash EB 392	Flash EB 414	Diff. Flash EB 392	Flash EB 414	Diff. Flash EB 392	Flash EB 414	Diff. Flash EB 392	Flash EB 414	Diff. Flash EB 392	Flash EB 414	Diff. Flash EB 392	Flash EB 414	Diff. Flash EB 392
 EU 28		5	<i>0</i>	3	<i>0</i>	4	<i>1</i>	4	<i>0</i>	11	<i>-2</i>	11	<i>-3</i>	80	<i>3</i>	24	<i>0</i>
 BE		3	<i>-2</i>	2	<i>-1</i>	4	<i>-1</i>	5	<i>0</i>	16	<i>0</i>	11	<i>-5</i>	80	<i>6</i>	28	<i>-2</i>
 BG		0	<i>-1</i>	0	<i>0</i>	0	<i>-1</i>	4	<i>3</i>	14	<i>3</i>	8	<i>1</i>	86	<i>-3</i>	19	<i>5</i>
 CZ		2	<i>0</i>	2	<i>1</i>	3	<i>1</i>	4	<i>0</i>	14	<i>4</i>	14	<i>-1</i>	79	<i>0</i>	22	<i>6</i>
 DK		9	<i>1</i>	2	<i>1</i>	5	<i>2</i>	5	<i>-3</i>	15	<i>1</i>	13	<i>-3</i>	77	<i>8</i>	30	<i>-1</i>
 DE		5	<i>0</i>	2	<i>-1</i>	3	<i>-1</i>	5	<i>0</i>	19	<i>3</i>	14	<i>-4</i>	75	<i>3</i>	30	<i>2</i>
 EE		2	<i>-1</i>	1	<i>1</i>	3	<i>2</i>	8	<i>4</i>	16	<i>-4</i>	15	<i>0</i>	70	<i>-1</i>	27	<i>1</i>
 IE		14	<i>-3</i>	4	<i>3</i>	2	<i>-1</i>	5	<i>2</i>	8	<i>1</i>	10	<i>-3</i>	81	<i>0</i>	27	<i>-1</i>
 EL		1	<i>-1</i>	1	<i>0</i>	0	<i>-1</i>	1	<i>0</i>	6	<i>2</i>	7	<i>2</i>	90	<i>-2</i>	8	<i>0</i>
 ES		3	<i>0</i>	3	<i>-1</i>	2	<i>1</i>	3	<i>2</i>	5	<i>-1</i>	8	<i>-1</i>	86	<i>1</i>	14	<i>0</i>
 FR		7	<i>1</i>	5	<i>3</i>	7	<i>2</i>	6	<i>1</i>	9	<i>-9</i>	6	<i>-6</i>	86	<i>9</i>	29	<i>-1</i>
 HR		2	<i>1</i>	0	<i>-2</i>	2	<i>1</i>	1	<i>1</i>	17	<i>-2</i>	6	<i>1</i>	90	<i>0</i>	23	<i>2</i>
 IT		5	<i>0</i>	4	<i>0</i>	3	<i>-2</i>	3	<i>-1</i>	7	<i>-4</i>	14	<i>2</i>	76	<i>-4</i>	20	<i>-4</i>
 CY		5	<i>2</i>	1	<i>-1</i>	0	<i>-1</i>	0	<i>-1</i>	12	<i>5</i>	9	<i>-3</i>	80	<i>0</i>	17	<i>5</i>
 LV		1	<i>1</i>	1	<i>1</i>	1	<i>-1</i>	3	<i>0</i>	13	<i>-8</i>	16	<i>2</i>	77	<i>-1</i>	18	<i>-7</i>
 LT		3	<i>2</i>	2	<i>1</i>	1	<i>-1</i>	2	<i>0</i>	20	<i>1</i>	10	<i>-4</i>	79	<i>4</i>	25	<i>0</i>
 LU		6	<i>-3</i>	7	<i>3</i>	4	<i>0</i>	3	<i>-1</i>	17	<i>-1</i>	11	<i>-3</i>	83	<i>7</i>	29	<i>-5</i>
 HU		1	<i>0</i>	1	<i>1</i>	2	<i>1</i>	1	<i>1</i>	5	<i>-1</i>	10	<i>1</i>	88	<i>-1</i>	8	<i>0</i>
 MT		5	<i>2</i>	1	<i>-1</i>	3	<i>2</i>	4	<i>1</i>	7	<i>-4</i>	12	<i>-3</i>	83	<i>6</i>	17	<i>0</i>
 NL		3	<i>-1</i>	5	<i>1</i>	3	<i>0</i>	4	<i>-1</i>	16	<i>2</i>	15	<i>-9</i>	77	<i>11</i>	27	<i>0</i>
 AT		5	<i>1</i>	3	<i>-2</i>	5	<i>1</i>	6	<i>0</i>	13	<i>1</i>	14	<i>-4</i>	79	<i>7</i>	28	<i>0</i>
 PL		1	<i>-1</i>	0	<i>0</i>	3	<i>1</i>	2	<i>1</i>	6	<i>-5</i>	9	<i>-2</i>	86	<i>2</i>	10	<i>-6</i>
 PT		2	<i>-3</i>	5	<i>-1</i>	3	<i>1</i>	2	<i>1</i>	10	<i>1</i>	11	<i>-1</i>	82	<i>3</i>	19	<i>2</i>
 RO		1	<i>-1</i>	1	<i>1</i>	1	<i>0</i>	1	<i>0</i>	10	<i>0</i>	7	<i>-6</i>	90	<i>7</i>	13	<i>0</i>
 SI		2	<i>0</i>	0	<i>-3</i>	2	<i>-1</i>	0	<i>-2</i>	10	<i>-3</i>	8	<i>-8</i>	89	<i>12</i>	13	<i>-7</i>
 SK		0	<i>-1</i>	1	<i>0</i>	4	<i>3</i>	1	<i>-1</i>	13	<i>0</i>	14	<i>-7</i>	80	<i>6</i>	19	<i>3</i>
 FI		3	<i>-2</i>	1	<i>0</i>	2	<i>1</i>	5	<i>-1</i>	10	<i>-4</i>	16	<i>-3</i>	79	<i>6</i>	19	<i>-4</i>
 SE		9	<i>-1</i>	1	<i>-1</i>	2	<i>0</i>	4	<i>-3</i>	11	<i>0</i>	14	<i>-1</i>	79	<i>2</i>	24	<i>-4</i>
 UK		12	<i>1</i>	6	<i>1</i>	11	<i>5</i>	7	<i>2</i>	11	<i>-3</i>	13	<i>-1</i>	72	<i>1</i>	38	<i>4</i>
 TR		2	<i>-1</i>	2	<i>1</i>	5	<i>4</i>	2	<i>1</i>	81	<i>0</i>	5	<i>-3</i>	23	<i>3</i>	86	<i>2</i>
 MK		1	<i>0</i>	0	<i>0</i>	1	<i>1</i>	1	<i>1</i>	58	<i>-10</i>	19	<i>10</i>	43	<i>-6</i>	59	<i>-10</i>
 IS		14	<i>-4</i>	1	<i>0</i>	1	<i>0</i>	4	<i>2</i>	32	<i>-10</i>	16	<i>-2</i>	56	<i>8</i>	47	<i>-11</i>
 ME		5	<i>3</i>	0	<i>-2</i>	8	<i>7</i>	4	<i>0</i>	67	<i>-10</i>	10	<i>0</i>	33	<i>3</i>	78	<i>-2</i>
 MD		3	<i>0</i>	0	<i>0</i>	0	<i>0</i>	1	<i>0</i>	40	<i>0</i>	8	<i>0</i>	71	<i>0</i>	43	<i>0</i>

Q13 La situation économique actuelle a-t-elle une influence sur vos projets de vacances pour 2015 ? (3 REPONSES POSSIBLES)

Q13 Does the current economic situation have an impact on your holiday plans for 2015? (3 ANSWERS POSSIBLE)



































Q13 Hat die derzeitige Wirtschaftslage Auswirkungen auf Ihre Urlaubsplanung für 2015? (3 NENNUNGEN MÖGLICH)

		Non, cela ne change pas mes projets de vacances pour 2015		Oui, je partirai en vacances mais je dépenserai moins		Oui, je partirai en vacances et je dépenserai probablement plus		Oui, je partirai en vacances et je changerai probablement de destination		Oui, je partirai en vacances pour une durée différente (plus / moins longue)	
		No, it does not change my holiday plans for 2015		Yes, I will go on holiday and I am likely to spend less		Yes, I will go on holiday and I am likely to spend more		Yes, I will go on holiday and I am likely to change my destination		Yes, I will go on holiday for a different number of days (shorter/longer)	
		Nein, sie ändert nichts an meinen Urlaubsplänen für 2015		Ja, ich werde in den Urlaub fahren, aber wahrscheinlich weniger ausgeben		Ja, ich werde in den Urlaub fahren und wahrscheinlich mehr ausgeben		Ja, ich werde in den Urlaub fahren, aber wahrscheinlich mein Reiseziel ändern		Ja, ich werde in den Urlaub fahren, allerdings für eine andere Dauer (kürzerer/längerer Zeitraum)	
%		Flash EB 414	Diff. Flash EB 392	Flash EB 414	Diff. Flash EB 392	Flash EB 414	Diff. Flash EB 392	Flash EB 414	Diff. Flash EB 392	Flash EB 414	Diff. Flash EB 392
 EU 28		45	1	19	-1	2	0	4	0	7	-2
 BE		48	-3	20	3	2	0	5	1	9	1
 BG		37	10	16	-5	3	0	3	0	8	-1
 CZ		42	4	20	-2	5	1	5	-1	8	-1
 DK		72	0	8	0	2	0	3	0	4	1
 DE		76	2	6	-2	2	0	3	1	2	-1
 EE		41	2	15	-4	2	1	3	0	4	-1
 IE		36	-6	31	2	2	1	6	-2	10	-5
 EL		12	2	38	-1	1	0	4	-2	14	-6
 ES		30	8	25	-1	2	0	3	0	12	0
 FR		41	2	27	4	2	0	4	-1	8	-1
 HR		29	6	27	-3	2	-1	3	0	6	-4
 IT		24	2	28	-3	1	0	3	-2	12	-4
 CY		18	6	45	12	1	0	3	-2	9	-4
 LV		40	-4	23	5	1	-2	3	0	5	-2
 LT		46	4	13	-2	2	1	3	0	3	-1
 LU		57	-3	20	4	2	0	6	0	7	-1
 HU		30	3	17	-6	2	1	3	0	8	-1
 MT		29	-5	15	1	3	1	4	2	3	1
 NL		62	-1	16	2	2	1	3	-1	7	1
 AT		67	-8	16	6	1	0	4	3	5	1
 PL		48	3	13	0	5	-1	4	1	6	2
 PT		24	2	23	-4	3	1	4	-2	8	-4
 RO		24	-6	24	3	3	1	2	0	7	-2
 SI		45	4	24	-9	0	-1	3	-1	8	1
 SK		43	8	17	-7	3	0	2	1	5	0
 FI		52	-12	23	10	2	0	2	-1	5	2
 SE		64	-3	12	0	4	0	1	-2	5	0
 UK		50	-1	16	-4	4	1	6	1	6	-2
 TR		26	5	19	1	4	1	2	-1	4	1
 MK		16	-1	27	-6	2	1	4	-2	9	-5
 IS		49	1	26	0	4	1	4	-1	5	-3
 ME		22	-3	29	-1	1	0	4	0	15	3
 MD		15		23		3		3		13	

Q13 La situation économique actuelle a-t-elle une influence sur vos projets de vacances pour 2015 ? (3 REPONSES POSSIBLES)

Q13 Does the current economic situation have an impact on your holiday plans for 2015? (3 ANSWERS POSSIBLE)



































Q13 Hat die derzeitige Wirtschaftslage Auswirkungen auf Ihre Urlaubsplanung für 2015? (3 NENNUNGEN MÖGLICH)

		Oui, je partirai en vacances à une période différente (haute / basse saison) Yes, I will go on holiday at a different time of year (high/low season) Ja, ich werde zu einem anderen Zeitpunkt des Jahres in Urlaub fahren (Haupt-/Nebensaison)		Oui, et je ne partirai pas en vacances cette année Yes, and I will not go on holiday this year Ja, und ich werde dieses Jahr nicht in Urlaub fahren		Je ne pars pas en vacances (NE PAS LIRE) I do not go on holidays (DO NOT READ OUT) Ich fahre nie in Urlaub (NICHT VORLESEN)		Je n'ai pas encore de projets de vacances pour 2015 (NE PAS LIRE) I haven't yet planned my holiday for 2015 (DO NOT READ OUT) Ich habe meinen Urlaub für 2015 noch nicht geplant (NICHT VORLESEN)		Ne sait pas Don't know Weiß nicht	
%		Flash EB 414	Diff. Flash EB 392	Flash EB 414	Diff. Flash EB 392	Flash EB 414	Diff. Flash EB 392	Flash EB 414	Diff. Flash EB 392	Flash EB 414	Diff. Flash EB 392
 EU 28		7	<i>0</i>	11	<i>0</i>	4	<i>0</i>	4	<i>-2</i>	3	<i>0</i>
 BE		11	<i>2</i>	13	<i>1</i>	3	<i>0</i>	2	<i>-1</i>	3	<i>1</i>
 BG		5	<i>0</i>	17	<i>-1</i>	5	<i>0</i>	8	<i>-2</i>	4	<i>0</i>
 CZ		7	<i>-2</i>	10	<i>-2</i>	3	<i>1</i>	4	<i>-3</i>	4	<i>1</i>
 DK		4	<i>1</i>	5	<i>1</i>	1	<i>-1</i>	4	<i>0</i>	2	<i>-1</i>
 DE		2	<i>-2</i>	4	<i>-1</i>	1	<i>0</i>	3	<i>1</i>	3	<i>1</i>
 EE		2	<i>1</i>	13	<i>5</i>	8	<i>-2</i>	13	<i>-2</i>	4	<i>-1</i>
 IE		15	<i>2</i>	9	<i>2</i>	1	<i>0</i>	1	<i>-1</i>	3	<i>2</i>
 EL		8	<i>-1</i>	27	<i>1</i>	1	<i>-3</i>	7	<i>0</i>	1	<i>0</i>
 ES		9	<i>0</i>	17	<i>-1</i>	4	<i>-4</i>	4	<i>-2</i>	5	<i>0</i>
 FR		10	<i>2</i>	10	<i>-4</i>	4	<i>-1</i>	3	<i>-2</i>	1	<i>-1</i>
 HR		10	<i>0</i>	13	<i>1</i>	7	<i>-1</i>	6	<i>-2</i>	4	<i>1</i>
 IT		8	<i>-4</i>	13	<i>0</i>	8	<i>1</i>	8	<i>0</i>	3	<i>1</i>
 CY		5	<i>0</i>	11	<i>-8</i>	3	<i>1</i>	14	<i>-8</i>	2	<i>0</i>
 LV		6	<i>1</i>	15	<i>0</i>	3	<i>-2</i>	6	<i>0</i>	5	<i>2</i>
 LT		1	<i>-2</i>	11	<i>-2</i>	6	<i>1</i>	8	<i>-3</i>	8	<i>2</i>
 LU		11	<i>4</i>	4	<i>0</i>	4	<i>2</i>	2	<i>-2</i>	1	<i>-1</i>
 HU		4	<i>-1</i>	15	<i>2</i>	11	<i>3</i>	11	<i>-2</i>	3	<i>-3</i>
 MT		4	<i>2</i>	19	<i>4</i>	7	<i>0</i>	16	<i>-5</i>	3	<i>-1</i>
 NL		7	<i>1</i>	7	<i>1</i>	2	<i>0</i>	2	<i>-4</i>	2	<i>0</i>
 AT		5	<i>3</i>	3	<i>0</i>	3	<i>1</i>	3	<i>-1</i>	1	<i>0</i>
 PL		3	<i>-1</i>	16	<i>1</i>	2	<i>-1</i>	2	<i>-3</i>	4	<i>-1</i>
 PT		9	<i>-2</i>	19	<i>3</i>	7	<i>-2</i>	9	<i>-2</i>	3	<i>0</i>
 RO		7	<i>4</i>	16	<i>7</i>	8	<i>0</i>	6	<i>-5</i>	5	<i>-3</i>
 SI		1	<i>-3</i>	9	<i>3</i>	6	<i>1</i>	7	<i>2</i>	1	<i>-1</i>
 SK		3	<i>0</i>	15	<i>0</i>	4	<i>-1</i>	6	<i>0</i>	6	<i>2</i>
 FI		9	<i>3</i>	6	<i>0</i>	2	<i>0</i>	2	<i>-1</i>	3	<i>1</i>
 SE		3	<i>0</i>	3	<i>0</i>	2	<i>0</i>	6	<i>1</i>	3	<i>0</i>
 UK		9	<i>1</i>	9	<i>2</i>	5	<i>1</i>	2	<i>-1</i>	2	<i>0</i>
 TR		6	<i>-2</i>	30	<i>-8</i>	3	<i>1</i>	5	<i>0</i>	3	<i>0</i>
 MK		7	<i>-3</i>	11	<i>-2</i>	13	<i>5</i>	23	<i>8</i>	1	<i>-2</i>
 IS		3	<i>-1</i>	4	<i>-1</i>	0	<i>0</i>	5	<i>-1</i>	5	<i>0</i>
 ME		8	<i>3</i>	13	<i>3</i>	7	<i>0</i>	13	<i>2</i>	3	<i>0</i>
 MD		3		15		9		16		5	

Q13R La situation économique actuelle a-t-elle une influence sur vos projets de vacances pour 2015 ? (3 REPONSES POSSIBLES)

Q13R Does the current economic situation have an impact on your holiday plans for 2015? (3 ANSWERS POSSIBLE)

Q13R Hat die derzeitige Wirtschaftslage Auswirkungen auf Ihre Urlaubsplanung für 2015? (3 NENNUNGEN MÖGLICH)

		Partiront en vacances sans changer leurs projets		Partiront en vacances mais changeront leurs projets		Ne partiront pas en vacances cette année		Ne partent jamais en vacances		Ne sait pas	
		Going on holiday without changing their plans		Going on holiday but changing the plans		Not going on holiday this year		Never going on holidays		Don't know	
		Werden in den Urlaub fahren und ändern ihre Pläne nicht		Werden in den Urlaub fahren aber ändern ihre Pläne		Werden nicht in den Urlaub fahren		Fahren nie in den Urlaub		Weiß nicht	
%		Flash EB 414	Diff. Flash EB 392	Flash EB 414	Diff. Flash EB 392	Flash EB 414	Diff. Flash EB 392	Flash EB 414	Diff. Flash EB 392	Flash EB 414	Diff. Flash EB 392
	EU 28	45	<i>1</i>	32	<i>-1</i>	11	<i>0</i>	4	<i>0</i>	8	<i>0</i>
	BE	48	<i>-3</i>	32	<i>3</i>	13	<i>1</i>	3	<i>0</i>	4	<i>-2</i>
	BG	37	<i>10</i>	30	<i>-7</i>	17	<i>-1</i>	5	<i>0</i>	11	<i>-3</i>
	CZ	42	<i>4</i>	36	<i>-3</i>	10	<i>-2</i>	3	<i>1</i>	9	<i>-1</i>
	DK	72	<i>0</i>	17	<i>2</i>	5	<i>1</i>	1	<i>-1</i>	5	<i>-2</i>
	DE	76	<i>2</i>	12	<i>-3</i>	4	<i>-1</i>	1	<i>0</i>	7	<i>2</i>
	EE	41	<i>2</i>	21	<i>-2</i>	13	<i>5</i>	8	<i>-2</i>	17	<i>-4</i>
	IE	36	<i>-6</i>	50	<i>2</i>	9	<i>2</i>	1	<i>0</i>	4	<i>1</i>
	EL	12	<i>2</i>	52	<i>-2</i>	27	<i>1</i>	1	<i>-3</i>	8	<i>0</i>
	ES	30	<i>8</i>	39	<i>-3</i>	17	<i>-1</i>	5	<i>-3</i>	9	<i>-2</i>
	FR	41	<i>2</i>	40	<i>4</i>	11	<i>-3</i>	4	<i>-1</i>	4	<i>-3</i>
	HR	29	<i>5</i>	41	<i>-4</i>	13	<i>1</i>	7	<i>-1</i>	10	<i>-1</i>
	IT	24	<i>2</i>	44	<i>-5</i>	13	<i>0</i>	8	<i>1</i>	11	<i>1</i>
	CY	18	<i>6</i>	53	<i>10</i>	11	<i>-8</i>	3	<i>1</i>	15	<i>-9</i>
	LV	40	<i>-4</i>	31	<i>4</i>	15	<i>0</i>	3	<i>-2</i>	11	<i>2</i>
	LT	46	<i>4</i>	21	<i>-2</i>	11	<i>-2</i>	6	<i>1</i>	16	<i>-1</i>
	LU	57	<i>-3</i>	33	<i>4</i>	4	<i>0</i>	3	<i>1</i>	3	<i>-3</i>
	HU	30	<i>3</i>	30	<i>-3</i>	15	<i>2</i>	11	<i>3</i>	14	<i>-5</i>
	MT	29	<i>-5</i>	26	<i>6</i>	19	<i>4</i>	7	<i>0</i>	19	<i>-6</i>
	NL	62	<i>-1</i>	26	<i>5</i>	6	<i>0</i>	2	<i>0</i>	4	<i>-4</i>
	AT	68	<i>-7</i>	23	<i>8</i>	3	<i>0</i>	3	<i>1</i>	3	<i>-2</i>
	PL	48	<i>3</i>	27	<i>0</i>	16	<i>1</i>	2	<i>-1</i>	7	<i>-3</i>
	PT	24	<i>2</i>	38	<i>-3</i>	19	<i>3</i>	7	<i>-2</i>	12	<i>-2</i>
	RO	24	<i>-6</i>	40	<i>5</i>	17	<i>8</i>	8	<i>0</i>	11	<i>-8</i>
	SI	45	<i>4</i>	33	<i>-9</i>	9	<i>3</i>	5	<i>0</i>	8	<i>2</i>
	SK	43	<i>8</i>	26	<i>-9</i>	16	<i>1</i>	4	<i>-1</i>	11	<i>1</i>
	FI	52	<i>-12</i>	35	<i>12</i>	6	<i>0</i>	2	<i>0</i>	5	<i>-1</i>
	SE	64	<i>-3</i>	22	<i>1</i>	3	<i>0</i>	2	<i>0</i>	9	<i>2</i>
	UK	50	<i>-1</i>	31	<i>-3</i>	10	<i>3</i>	5	<i>1</i>	4	<i>-1</i>
	TR	26	<i>5</i>	33	<i>0</i>	30	<i>-8</i>	3	<i>1</i>	8	<i>0</i>
	MK	16	<i>-1</i>	36	<i>-9</i>	11	<i>-2</i>	13	<i>5</i>	24	<i>7</i>
	IS	49	<i>1</i>	37	<i>0</i>	4	<i>-1</i>	0	<i>0</i>	10	<i>0</i>
	ME	22	<i>-3</i>	42	<i>-2</i>	13	<i>3</i>	7	<i>0</i>	16	<i>2</i>
	MD	15		40		15		9		21	